

Agenda

SUTTER COUNTY BOARD OF EDUCATION
Regular Meeting
Wednesday, April 15, 2026 - 5:30 p.m.
Sutter County Superintendent of Schools Office
970 Klamath Lane – Board Room
Yuba City, CA 95993

A full Board packet is available for review at the Sutter County Superintendent of Schools Office Reception Desk, 970 Klamath Lane, Yuba City, CA 8:00 a.m. – 4:30 p.m., Monday through Friday – excluding legal holidays and the Sutter County Superintendent of Schools’ website at www.sutter.k12.ca.us.

- 5:30 p.m.
- 1.0 Call to Order
 - 2.0 Pledge of Allegiance
 - 3.0 Roll Call of Members:
 - Kash Gill, Trustee Area 3, Board President
 - Victoria Lachance, Trustee Area 5, Vice President
 - Gurv Pamma, Trustee Area 1, Member
 - Mike Reid, Trustee Area 2, Member
 - Harjit Singh, Trustee Area 4, Member
 - 4.0 Items of Public Interest to Come to the Attention of the Board
 - Members of the public may address the Board on items not listed on the agenda. *The California Government Code, Section 54954.3(a) states, ".....no action shall be taken on any item not appearing on the agenda unless the action is otherwise authorized by subdivision (b) of Section 54954.2.*
 - 5.0 Approve the Minutes of the Sutter County Board of Education Regular Meeting
 - 5.1 The minutes of March 11, 2026, regular meeting of the Sutter County Board of Education are presented for approval
[ACTION ITEM]

6.0 Student Support and Outreach Department Presentation

Director, Virginia Bisby

7.0 Business Services Report

7.1 Monthly Financial Report

Director Business Services- Nic Hoogeveen

8.0 Donations

8.1 Jean Wednesday, YS Food Bank \$245.00

8.2 Schools First Donation, Educator of the Year Dinner \$4500.00

Assistant Superintendent, Ron Sherrod

9.0 Investment Statements

9.1 Investment Statement as of March 2, 2026, from the County Treasurer will be presented.

Assistant Superintendent, Ron Sherrod

10.0 2025-2026 FRA Transportation Plan

10.1 Home-to-School (HTS) Transportation Reimbursement was implemented by Assembly Bill (AB) 181 (Chapter 52, Statutes of 2022) and amended by AB 185(Chapter 571, Statutes of 2022). It provides reimbursement funding for school districts and county offices of education (COEs) based on the prior year eligible transportation expenditures and prior year Local Control Funding Formula (LCFF) transportation-related add-on funding.

Assistant Superintendent, Kristi Johnson

[ACTION ITEM]

11.0 Items from the Superintendent/Board

12.0 Adjournment

In compliance with the Americans with Disabilities Act, for those requiring special assistance to access the Board Meeting room, to access written documents being discussed at the Board Meeting, or to otherwise participate at Board Meetings, please contact the Superintendent's Office at 530-822-2900 for assistance. Notification at least 48 hours prior to the meeting will enable the Superintendent's Office to make reasonable arrangements to ensure accessibility to the Board Meeting and to provide any required accommodations, auxiliary aids or services.

All Open Session Agenda related documents, including materials distributed less than 72 hours prior to the scheduled meeting, are available to the public for viewing at the Sutter County Superintendent of Schools Office located at 970 Klamath Lane, Yuba City, CA 95993.

Unapproved Minutes

SUTTER COUNTY BOARD OF EDUCATION

Regular Meeting

Wednesday, March 11, 2026 - 5:30 p.m.
Sutter County Superintendent of Schools Office
970 Klamath Lane – Board Room
Yuba City, CA 95993

A full Board packet is available for review at the Sutter County Superintendent of Schools Office Reception Desk, 970 Klamath Lane, Yuba City, CA (8:00 a.m. – 4:30pm p.m., Monday through Friday – excluding legal holidays) and the Sutter County Superintendent of Schools’ website at www.sutter.k12.ca.us.

- 1.0 Board President Kash Gill opened the meeting at 5:30 p.m., March 12, 2025, at the Sutter County Superintendent of Schools Office, 970 Klamath Lane, Yuba City, California, called a regular Sutter County Board of Education meeting to order.
- 2.0 Board President Kash Gill led the Pledge of Allegiance
- 3.0 **Roll Call of Members:**
Kash Gill, Trustee Area 3, President- Present
Victoria Lachance, Trustee Area 5, Vice President- Present
Gurv Pamma, Trustee Area 1, Member- Present
Mike Reid, Trustee Area 2, Member- Present
Harjit Singh, Trustee Area 4, Member- Absent
- 4.0 **Items of Public Interest to Come to the Attention of the Board**
None.
- 5.0 A motion was made to approve the minutes of the March 11, 2026, regular meeting of the Sutter County Board of Education.
Motion: Victoria Lachance Seconded: Gurv Pamma
Action: Motion Carried
Ayes: 4 Noes: 0 Absent: 1 Harjit Singh Abstain: 0
- 6.0 **Department Presentations and updates:**
Robert Morgan- Assistant Superintendent SELPA currently serves 2,801 students with an SCSOS SELPA budget of \$54.2 million. A key recent initiative has been the launch of a local nonpublic school designed to better serve

students in and surrounding counties, reducing the need for long commutes and ensuring that students are not on a bus for more than one hour. This effort reflects a continued commitment to improving accessibility and providing high-quality, local services for students and families.

Janine Franklin- Assistant Superintendent of the SPED department aligns the mission closely with the SCSOS mission to ensure consistent support and outcomes for students and families. Under Janine's leadership, the department includes approximately 180 staff members serving across 40 classrooms and supporting over 400 students ranging from birth to 21 years of age. The program continues to focus on providing comprehensive, mission-driven services to meet the diverse needs of the students it serves.

7.0 Donations

Jean Wednesday Have a Heart \$250.00
Sunshine Fund \$100.00
James Whiteaker ATP Sweatshirt \$500.00

8.0 Approve the 2025-2026 Second Interim Report

Director, Nic Hoogeveen update the board on the second interim
The budget increase is primarily driven by higher Special Education (SPED) funding under AB 602, reflecting an increase in ADA. In addition, other local revenues are projected to rise by \$2,037,676, largely due to the inclusion of approximately \$1.2 million in Medi-Cal costs and reimbursements. Salary expenditure for both classified and certificated staff are also projected to increase.

9.0 Items from the Superintendent/Board

1. Hiring Event on the 16th we have 35 applicants, currently
2. Ribbon Cutting for new building March 25th at 11:30 a.m.
3. Board President Kash gave an update on a phone call with Auditor

10.0 Adjournment

A motion was made to adjourn the meeting at 6:37 p.m.
Motion: Mike Reid Second: Gurv Pamma
Action: Motion Carried
Ayes: 4 Noes: 0 Absent: 1 Harjit Singh Abstain: 0

In compliance with the Americans with Disabilities Act, for those requiring special assistance to access the Board Meeting room, to access written documents being discussed at the Board Meeting, or to otherwise participate at Board Meetings, please contact Superintendent Reusser at 530-822-2900 for assistance. Notification at least 48 hours prior to the meeting will enable the Superintendent's Office to make reasonable arrangements to ensure accessibility to the Board Meeting and to provide any required accommodations, auxiliary aids or services.

All Open Session Agenda related documents, including materials distributed less than 72 hours prior to the scheduled meeting, are available to the public for viewing at the Sutter County Superintendent of Schools Office located at 970 Klamath Lane, Yuba City, CA 95993.

**BOARD AGENDA ITEM: Student Support and Outreach
Department Presentation**

BOARD MEETING DATE: April 15, 2026

AGENDA ITEM SUBMITTED FOR:

Action

Reports/Presentation

Information

Public Hearing

Other (specify)

SUBMITTED BY:

Virginia Burns

PRESENTING TO BOARD:

Virginia Burns

BACKGROUND AND SUMMARY INFORMATION:

Agenda Item No. ____

BOARD AGENDA ITEM: _____

BOARD MEETING DATE: _____

AGENDA ITEM SUBMITTED FOR:

PREPARED BY:

_____ Action

_____ Reports/Presentation

SUBMITTED BY:

_____ Information

_____ Public Hearing

PRESENTING TO BOARD:

_____ Other (specify)

BACKGROUND AND SUMMARY INFORMATION:

Summary Report of Revenues, Expenditures and Changes in Fund Balance (Unrestricted and Restricted Combined)

March 2026

2/1/2026 - 3/15/2026

Description	Account Codes	Original Budget	Operating Budget	Actuals to Date	Projected Yr Totals	Difference (Col D - B)	2025-26 % Actuals as a % of Budget
		7/1/25 (A)	1/31/26 (B)	3/15/26 (C)	3/15/26 (D)	(E)	
A. Revenues							
1. Local Control Funding Formula	8010-8099	\$ 12,099,350	\$ 12,151,326	\$ 5,933,609	\$ 12,151,326	-	A 48.8%
2. Federal Revenues	8100-8299	\$ 4,489,293	\$ 4,618,621	\$ 1,671,110	\$ 4,618,621	-	B 36.2%
3. Other State Revenues	8300-8599	\$ 13,550,404	\$ 14,030,687	\$ 9,020,956	\$ 14,030,695	8	C 64.3%
4. Other Local Revenues	8600-8799	\$ 21,802,094	\$ 25,123,043	\$ 10,509,917	\$ 25,135,443	12,400	D 41.8%
5. TOTAL REVENUES		\$ 51,941,141	\$ 55,923,677	\$ 27,135,592	\$ 55,936,085	\$ 12,408	48.5%
B. Expenditures							
1. Certificated Salaries	1000-1999	\$ 11,357,105	\$ 11,761,432	\$ 7,319,802	\$ 11,761,432	-	E 62.2%
2. Classified Salaries	2000-2999	\$ 14,324,610	\$ 15,064,668	\$ 9,406,020	\$ 15,064,668	-	F 62.4%
3. Employee Benefits	3000-3999	\$ 12,138,181	\$ 12,606,354	\$ 7,287,332	\$ 12,606,354	-	G 57.8%
4. Books and Supplies	4000-4999	\$ 1,260,846	\$ 1,573,622	\$ 712,821	\$ 1,613,514	39,892	H 45.3%
5. Services, Other Operation	5000-5999	\$ 9,440,690	\$ 13,216,375	\$ 7,187,586	\$ 13,248,991	32,616	I 54.4%
6. Capital Outlay	6000-6999	\$ 273,478	\$ 871,288	\$ 568,556	\$ 871,288	-	J 65.3%
7. Other Outgo	7100-7299	\$ 1,924,257	\$ 2,997,593	\$ 541,205	\$ 2,997,593	-	K 18.1%
8. Direct Support/Indirect	7300-7399	\$ (125,714)	\$ (152,283)	\$ (60,196)	\$ (152,283)	-	L 39.5%
9. Debt Service	7400-7499	\$ 847,732	\$ 576,458	\$ 515,594	\$ 576,458	-	M 89.4%
10. TOTAL EXPENDITURES		\$ 51,441,185	\$ 58,515,507	\$ 33,478,720	\$ 58,588,015	72,508	57.2%
C. Excess (Deficiency) of Revenues Over Expenditures Before Other Financing Sources and Uses (A5-B10)							
		\$ 499,956	\$ (2,591,830)	\$ (6,343,128)	\$ (2,651,930)	\$ (60,100)	239.2%
D. Other Financing Sources/Uses							
1. Transfers In	8910-8979	\$ 34,000	\$ 39,055	\$ -	\$ 39,055	-	0.0%
2. Transfer Out	7610-7629	\$ 1,950,036	\$ 1,815,767	\$ -	\$ 1,815,767	-	0.0%
3. Contributions	8980-8999	\$ -	\$ -	\$ -	\$ -	-	0.0%
Total, Other Fin Sources/Uses		\$ (1,916,036)	\$ (1,776,712)	\$ -	\$ (1,776,712)	\$ -	0.0%
E. Net Change to Fund Balance							
		\$ (1,416,080)	\$ (4,368,542)	\$ (6,343,128)	\$ (4,428,642)	\$ (60,100)	H
F. Fund Balance (Fund 01 only)							
1. Beginning Balance		\$ 31,424,693	\$ 37,581,408	\$ 37,581,408	\$ 37,581,408	-	
2. Adjustments/Restatements		\$ -	\$ -	\$ -	\$ -	-	
Ending Balance		\$ 30,008,613	\$ 33,212,866	\$ 31,238,280	\$ 33,152,766	\$ (60,100)	
G. Components of Ending Fund Balance							
Designated Amounts	9711-9730	\$ 10,500	\$ 10,500		\$ 10,500	\$ -	
Legally Restricted	9740-9760	\$ 13,782,089	\$ 15,092,147		\$ 15,030,205	\$ -	
Assigned	9780	\$ 13,546,463	\$ 15,093,655		\$ 15,091,872	\$ -	
Restricted Economic Uncertainty	9789	\$ 2,669,561	\$ 3,016,564		\$ 3,020,189	\$ -	
Unassigned/Unappropriated	9790	\$ -	\$ -		\$ -	\$ -	

Explanation of Differences
Net Change in Current Year Budget Board Report
2/1/2026 - 3/15/2026

	<u>Amount</u>	<u>Explanation of Differences</u>
A <u>Local Control Funding Formula (8010-8099)</u>	<u>\$ -</u>	
B <u>Federal Revenues (8100-8299)</u>	<u>\$ -</u>	
C <u>Other State Revenues (8300-8599)</u>		
Various departments	\$ 8	<i>Miscellaneous Adjustments</i>
	<u>\$ 8</u>	
D <u>Other Local Revenues (8600-8799)</u>		
Curriculum, Instruction, and Accountability (CIA)	\$ 12,400	<i>Increased budget to reflect new projection.</i>
	<u>\$ 12,400</u>	
E <u>Certificated Salaries (1000-1999)</u>	<u>\$ -</u>	
F <u>Classified Salaries (2000-2999)</u>	<u>\$ -</u>	
G <u>Employee Benefits (3000-3999)</u>	<u>\$ -</u>	
H <u>Books and Supplies (4000-4999)</u>		
Curriculum, Instruction, and Accountability (CIA)	\$ 40,000	<i>Increased budget for ELO Consortium supplies.</i>
Various departments	\$ (108)	<i>Miscellaneous Adjustments.</i>
	<u>\$ 39,892</u>	
I <u>Services, Other Operations (5000-5999)</u>		
County Office	\$ 14,000	<i>Increased budget for travel and conference.</i>
Special Education	\$ 16,000	<i>Increased budget for one on one billback staff.</i>
Curriculum, Instruction, and Accountability (CIA)	\$ 2,500	<i>Increased budget for ELO Consortium services.</i>
Various departments	\$ 116	<i>Miscellaneous Adjustments.</i>
	<u>\$ 32,616</u>	
J <u>Capital Outlay (6000-6999)</u>	<u>\$ -</u>	
K <u>Other Outgo (7100 - 7299)</u>	<u>\$ -</u>	
L <u>Direct Support / Indirect (7300-7399)</u>	<u>\$ -</u>	
M <u>Debt Services (7400 - 7499)</u>	<u>\$ -</u>	
N <u>Transfers In (8910-8979)</u>	<u>\$ -</u>	
O <u>Transfers Out (7610-7629)</u>	<u>\$ -</u>	

Explanation of Differences
Net Change in Current Year Budget Board Report
2/1/2026 - 3/15/2026

	<u>Amount</u>	<u>Explanation of Differences</u>
P Contributions (8980-8999)	<u>\$ -</u>	
Net Change in Current Year Budget	\$ (60,100)	

BOARD AGENDA ITEM: Donations

BOARD MEETING DATE: April 15, 2026

AGENDA ITEM SUBMITTED FOR:	PREPARED BY:
<u> </u> Action	<u>Maggie Navarro</u>
<u> </u> Reports/Presentation	SUBMITTED BY:
<u> X </u> Information	<u>Ron Sherrod</u>
<u> </u> Public Hearing	PRESENTING TO BOARD:
<u> </u> Other (specify)	<u>Ron Sherrod</u>

BACKGROUND AND SUMMARY INFORMATION:

<u>Donor</u>	<u>Value</u>	<u>Purpose</u>
Various SCSOS employees-Jean Wednesday	\$245.00	Yuba Sutter Food Bank
Schools First Financial Credit Union	\$4,500.00	Educator of the Year Dinner

Total \$4,745.00

	<u>25-26 Year</u>	<u>Current Period</u>	<u>To Date</u>
Total Donations-Cash	\$10,453.00	\$4,745.00	\$15,198.00
Total Donations-Value	\$300.00	\$0.00	\$300.00
Total Donations	\$10,753.00	\$4,745.00	\$15,498.00

**SUTTER COUNTY SUPERINTENDENT OF SCHOOLS OFFICE
GIFT AND DONATION FORM**

Donor Identification	<input checked="" type="radio"/> Individual	<input type="radio"/> Business
-----------------------------	---	--------------------------------

Donor Name: Various SCSOS employees Phone: _____
Address: _____ City/State _____ Zip: _____
Business only: Position: _____
Phone: _____ Type of Business: _____

Gift or Donation:	<input checked="" type="radio"/> Cash	<input type="radio"/> Check	Dollar Amount: \$ \$ <u>245.00</u>
	<input type="radio"/> Other (List item below)		
Date of Donation:	<u>3/25/2026</u>		

Jean Wednesday for Yuba Sutter Food Bank

Intent of Gift or Donation: Yuba Sutter Food Bank
Working Condition: _____
Estimated Dollar Value \$ _____
Donated To (Site/Program): _____
Site/Program Administrator: _____

	Typed Name	Signature
Asst. Superintendent/Director for Dept.:	_____	_____

Delivery Date: _____ Delivered By: _____
Received By: _____

For Business Office Use Only

Assistant Superintendent Business Services 
Signature

Revenue Code: 01-0010-0-8699-00-0000-0000-130-512-0000-00

Review Comments: _____

Board Agenda Date: _____

BOARD AGENDA ITEM: Investment Statements

BOARD MEETING DATE: April 15, 2026

AGENDA ITEM SUBMITTED FOR:

Action

Reports/Presentation

Information

Public Hearing

Other (specify)

PREPARED BY:

Ron Sherrod

SUBMITTED BY:

Ron Sherrod

PRESENTING TO BOARD:

Ron Sherrod

BACKGROUND AND SUMMARY INFORMATION:

The Investment Statement as of January 31, 2026 from the County Treasurer will be presented.

Nicholas F. Valencia
Treasurer-Tax Collector



Christina N. Hernandez
Assistant Treasurer-Tax Collector

March 2, 2026

To: Sutter County Board of Supervisors

Re: Sutter County Investment Portfolio Report for January 31, 2026

Following is the Sutter County Investment Portfolio report as of January 31, 2026. The schedule includes all short-term, mid-term and long-term investments held at the conclusion of business on the final day of the month. The Sutter County Treasurer and Tax Collector is given authority over the pooled investment portfolio through Board delegation pursuant to Government Code §27000.1. Investment activities of the pooled treasury are governed by Government Code §53601 as incorporated in the Sutter County Investment Policy. Investment of the county's, school districts' and special districts' surplus funds start with the objective of safety of the principle to minimize possibility losses. Following safety is the liquidity objective to provide coverage of day-to-day operations and to meet contingency as they arise. The final objective is earning a reasonable return or yield on the funds invested. The Sutter County Investment Policy may be found on the Treasurer's webpage at: <https://www.suttercounty.org/government/county-departments/treasurer-tax-collector>

As Treasurer and Tax Collector, I certify that this document reflects the government agencies' pooled investments and that all investments are in compliance with the County of Sutter Investment Policy.

The combined cash and investments in the county treasury total \$593,599,305.04 and will provide sufficient cash flow liquidity to meet estimated pooled treasury expenditures for the next six months.

Invested treasury funds total \$591,596,930.72 with \$433,633,906.54 under the management of the Local Agency Investment Fund, California Asset Management Program, CalTrust, and Money Market Mutual Funds with US Bank. The Bank of New York, which provides third-party safekeeping services to Sutter County, provides market value data. The average dollar-weighted maturity of invested funds is 215 days.

Investments are selected based on criteria contained in the Sutter County Investment Policy, which emphasizes safety, liquidity, yield, and diversification. Therefore, the interest rates will fluctuate, and the types of investments will vary depending upon county needs and market availability on a particular day.

Respectfully submitted,

A handwritten signature in blue ink, appearing to read "Nicholas Valencia".

Nicholas F. Valencia
Treasurer-Tax Collector

**SUTTER COUNTY
INVESTMENT PORTFOLIO
January 31, 2026**



TREASURY

NUMBER	INSTITUTION BRANCH	CUSIP	BOOK VALUE	MARKET VALUE	PAR VALUE	DATE INVESTED	DATE MATURES	TOTAL DAYS INVESTED	CURRENT YIELD	RATE
2026-00A	CAMP	0	141,181,585.65	141,181,585.65	141,181,585.65	N/A	N/A	N/A	3.85000%	3.85000%
2026-00B	LAIF-STATE POOLUSAC	0	45,962,148.30	45,962,148.30	45,962,148.30	N/A	N/A	N/A	3.93100%	3.93100%
2026-00C	LAIF-STATE POOLUSAC (Cemetery)	0	4,092,881.17	4,092,881.17	4,092,881.17	N/A	N/A	N/A	3.93100%	3.93100%
2026-00D	CALTRUST	0	90,669,966.53	90,669,966.53	90,669,966.53	N/A	N/A	N/A	3.82000%	3.82000%
2026-00E	USBANK SWEEP	0	151,727,324.89	151,727,324.89	151,727,324.89	N/A	N/A	N/A	3.26469%	3.26469%

TOTAL MANAGED FUNDS

433,633,906.54

AGENCIES NOTES

21050	FHLB (FEDERAL HOME LOAN BANK)	3130AMKB7	4,000,000.00	3,965,960.00	4,000,000.00	05/26/21	05/26/26	1,826	1.06000%	1.05000%
21052	FHLB (FEDERAL HOME LOAN BANK)	3130AMMG2	3,000,000.00	2,971,350.00	3,000,000.00	06/08/21	06/08/26	1,826	0.92000%	0.91000%
21054	FHLB (FEDERAL HOME LOAN BANK)	3130AMPJ5	2,000,000.00	1,979,760.00	2,000,000.00	06/16/21	06/16/26	1,826	0.96000%	0.95000%
21129/21132	FFCB (FEDERAL FARM CREDIT BANK)	3133ENHV5	4,000,000.00	3,964,040.00	4,000,000.00	12/22/21	06/22/26	1,643	1.40000%	1.39000%
21066	FHLB (FEDERAL HOME LOAN BANK)	3130AMT28	2,000,000.00	1,978,080.00	2,000,000.00	06/30/21	06/30/26	1,826	1.01000%	1.00000%
21085	FFCB (FEDERAL FARM CREDIT BANK)	3133EM377	3,989,589.12	3,935,360.00	4,000,000.00	09/01/21	09/01/26	1,826	0.88000%	0.87000%
21090	FHLB (FEDERAL HOME LOAN BANK)	3130ANRR3	4,000,000.00	3,934,240.00	4,000,000.00	09/17/21	09/17/26	1,826	1.02000%	1.00000%
21127	FHLB (FEDERAL HOME LOAN BANK)	3130APVC6	3,649,662.41	3,582,949.50	3,650,000.00	12/16/21	12/01/26	1,811	1.40000%	1.37500%
21125	FFCB (FEDERAL FARM CREDIT BANK)	3133ENHC7	4,000,000.00	3,930,880.00	4,000,000.00	12/16/21	12/14/26	1,824	1.63000%	1.60000%
21130	FFCB (FEDERAL FARM CREDIT BANK)	3133ENUC5	4,000,000.00	3,915,460.00	4,000,000.00	12/22/21	12/22/26	1,826	1.32000%	1.29000%
21121	FHLB (FEDERAL HOME LOAN BANK)	3130AQSP4	2,000,000.00	1,965,280.00	2,000,000.00	12/30/21	12/30/26	1,826	1.64000%	1.61000%
21128	FHLB (FEDERAL HOME LOAN BANK)	3130AQDD2	2,500,000.00	2,452,300.00	2,500,000.00	12/30/21	12/30/26	1,826	1.48000%	1.45000%
22002	FFCB (FEDERAL FARM CREDIT BANK)	3133ENKG4	3,995,467.40	3,922,160.00	4,000,000.00	01/12/22	01/11/27	1,825	1.50000%	1.47000%
22009	FHLB (FEDERAL HOME LOAN BANK)	3130AQWC3	3,500,000.00	3,444,490.00	3,500,000.00	02/28/22	02/24/27	1,822	2.08000%	2.05000%
22026	FHLB (FEDERAL HOME LOAN BANK)	3130ARJH5	3,996,656.30	3,976,040.00	4,000,000.00	04/22/22	04/22/27	1,826	3.17000%	3.15000%
22028	FHLB (FEDERAL HOME LOAN BANK)	3130ARPB1	4,000,000.00	3,984,320.00	4,000,000.00	04/28/22	04/28/27	1,826	3.51000%	3.50000%
25026	FHLB (FEDERAL HOME LOAN BANK)	3130B6SV9	2,000,000.00	2,004,840.00	2,000,000.00	06/23/25	06/23/28	1,096	4.95000%	4.30000%
24180	FHLMC (FREDDIE MAC)	3134HAH30	5,000,000.00	5,011,100.00	5,000,000.00	12/04/24	06/04/29	1,643	4.59000%	4.60000%
24178	FHLB (FEDERAL HOME LOAN BANK)	3130B3UD3	7,000,000.00	6,999,020.00	7,000,000.00	11/20/24	11/20/29	1,821	4.80000%	4.80000%
25089	FNMA (FANNIE MAE)	3136GCAX3	10,000,000.00	9,958,700.00	10,000,000.00	12/15/25	06/05/30	1,633	3.74000%	3.72000%
25092	FNMA (FANNIE MAE)	3136GCAY5	10,000,000.00	9,942,400.00	10,000,000.00	12/17/25	06/17/30	1,643	3.92000%	3.90000%
25027	FFCB (FEDERAL FARM CREDIT BANK)	3133ETMB0	5,000,000.00	5,010,000.00	5,000,000.00	06/24/25	06/24/30	1,826	4.64000%	4.65000%
25036	FHLB (FEDERAL HOME LOAN BANK)	3130B6SV9	5,000,000.00	5,016,550.00	5,000,000.00	07/08/25	07/08/30	1,826	4.63000%	4.65000%
25091	FHLMC (FREDDIE MAC)	3134HCHW4	10,000,000.00	9,994,500.00	10,000,000.00	12/16/25	12/16/30	1,826	4.00000%	4.00000%

TOTAL AGENCY NOTES

112,641,385.23

MEDIUM TERM NOTES

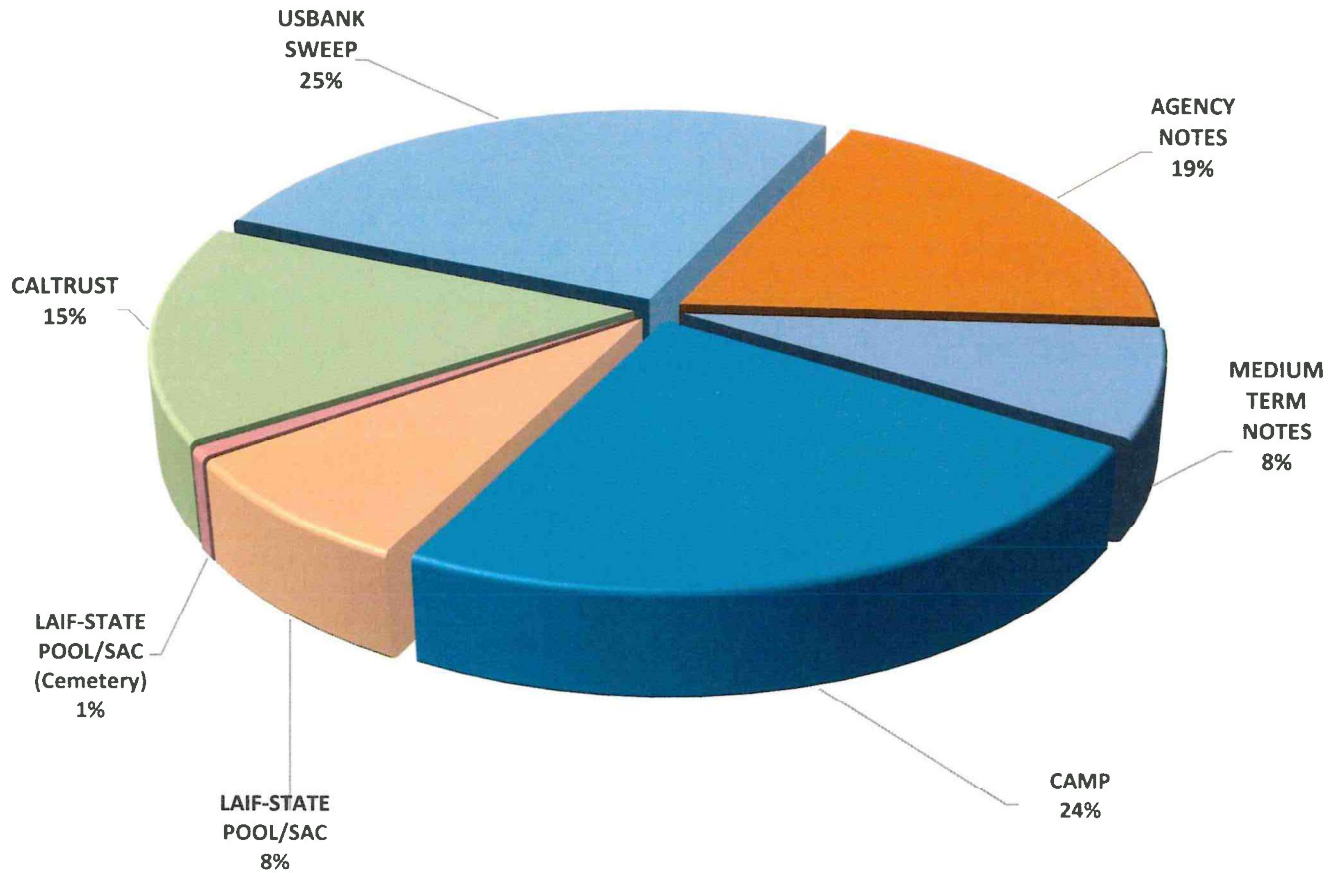
22012	PUBLIC STORAGE (PSA)	74460WAA5	3,993,820.52	3,994,240.00	4,000,000.00	02/14/22	02/15/26	1,462	0.88000%	0.87500%
21063	BANK OF AMERICA CORP (BAC)	06048WM49	2,000,000.00	1,987,940.00	2,000,000.00	06/15/21	06/15/26	1,826	2.01000%	2.00000%
21081	BANK OF AMERICA CORP (BAC)	06048WN22	2,000,000.00	1,962,160.00	2,000,000.00	08/26/21	08/26/26	1,826	1.27000%	1.25000%
21106	JP MORGAN CHASE & CO (JPM)	4812BG5U0	2,000,000.00	1,951,800.00	2,000,000.00	10/29/21	10/29/26	1,826	1.52000%	1.48000%
22011	HONEYWELL INTERNATIONAL (HON)	438516BL9	2,005,525.80	1,981,500.00	2,000,000.00	02/14/22	11/01/26	1,721	2.52000%	2.50000%
21120	PUBLIC STORAGE (PSA)	74460DAG4	3,483,561.25	3,433,278.30	3,495,000.00	12/03/21	11/09/26	1,802	1.53000%	1.50000%
21115	JP MORGAN CHASE & CO (JPM)	48130UZH1	4,000,000.00	3,426,320.00	4,000,000.00	11/30/21	11/30/26	1,826	1.75000%	1.50000%
22025	MASTERCARD INC	5763EQAR5	4,007,462.69	3,993,080.00	4,000,000.00	04/12/22	03/26/27	1,809	3.31000%	3.30000%
22055	TSMC ARIZONA CORP	87289AF8	2,199,534.66	2,199,318.00	2,200,000.00	06/28/22	04/22/27	1,759	3.86000%	3.87500%
22056	BEVERLY HILLS CA PUBLIC FING	088006KB6	1,746,186.59	1,745,118.00	1,800,000.00	06/28/22	06/01/27	1,799	1.37000%	1.32700%
23028	3M COMPANY (MMM)	88579AY7	2,924,068.70	2,947,650.00	3,000,000.00	02/08/23	10/15/27	1,710	2.93000%	2.87500%
23029	UNITEDHEALTH GROUP (UNH)	91324PDE9	1,985,794.57	1,971,800.00	2,000,000.00	02/08/23	10/15/27	1,710	2.98000%	2.95000%
23027	PROCTER & GAMBLE (PG)	742718FZ7	2,995,684.17	3,023,700.00	3,000,000.00	02/08/23	01/26/28	1,813	3.92000%	3.95000%
25090	JP MORGAN CHASE & CO (JPM)	46632FWZ4	10,000,000.00	9,990,600.00	10,000,000.00	12/15/25	12/14/29	1,460	4.25000%	4.25000%

TOTAL MEDIUM TERM NOTES

44,598,504.30

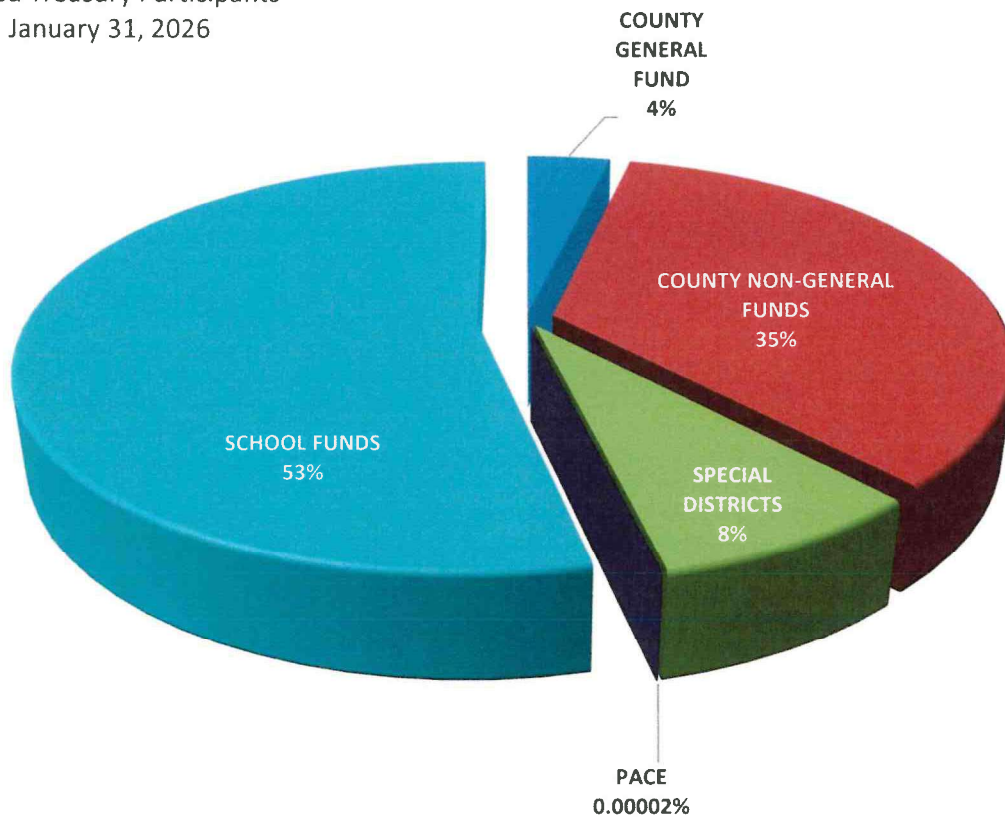
45,495,000.00

**Sutter County
Pooled Investment Portfolio
January 31, 2026**



	<u>BOOK VALUE</u>	<u>PERCENTAGE OF MANAGED PORTFOLIO</u>	<u>INVESTED % OF POOLED PORTFOLIO</u>	<u>AVERAGE DAYS TO MATURITY</u>	<u>AVERAGE YIELD</u>
CAMP	\$141,181,585.65	23.86%	24.03%	1	3.85%
LOCAL AGENCY INVESTMENT FUND (COUNTY)	45,962,148.30	7.77%	7.82%	1	3.93%
LOCAL AGENCY INVESTMENT FUND (CEMETERY)	4,092,881.17	0.69%		1	3.93%
MONEY MARKET MUTUAL FUND	151,727,324.89	25.65%	25.83%	1	3.26%
CALTRUST	90,669,966.53	15.33%	15.43%	1	3.82%
MEDIUM TERM NOTES	45,321,638.95	7.66%	7.71%	444	2.44%
AGENCY NOTES	<u>112,641,385.23</u>	<u>19.04%</u>	<u>19.17%</u>	<u>656</u>	<u>2.45%</u>
TOTAL MANAGED INVESTMENTS	\$591,596,930.72	100.00%	100.00%	<u>514</u>	<u>3.43%</u>
LESS: LAIF FUNDS NOT POOLED	<u>4,092,881.17</u>	<u>0.69%</u>			
TOTAL POOLED INVESTMENTS	<u>\$587,504,049.55</u>	<u>99.31%</u>	<u>100.00%</u>	<u>514</u>	<u>3.43%</u>

Sutter County
Pooled Treasury Participants
January 31, 2026



The Pooled Treasury is comprised of over 274 separate funds representing the County’s General Fund, County Non-General funds, special districts, school districts, and funds collected and held for the various PACE programs that are authorized by the City of Yuba City.

At the close of business January 31, 2026, pool participants’ cash and investment balances consisted of the following:

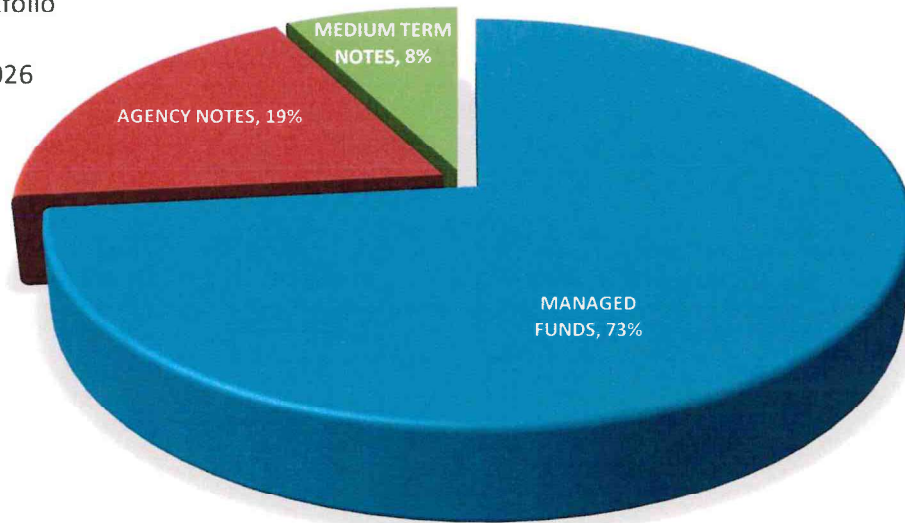
COUNTY GENERAL FUND	3.60%
COUNTY NON-GENERAL FUNDS	34.74%
SPECIAL DISTRICTS	8.06%
PACE	0.00%
SCHOOL FUNDS	<u>53.60%</u>

The pooled portfolio is comprised of three major classes of assets. As of January 31, 2026, agency notes made up 19%, medium term notes represented 8% and funds under management within the Local Area Investment Fund (LAIF), the California Asset Management Program (CAMP), Investment Trust of California (CalTRUST), and US Bank completing the portfolio at 73%.

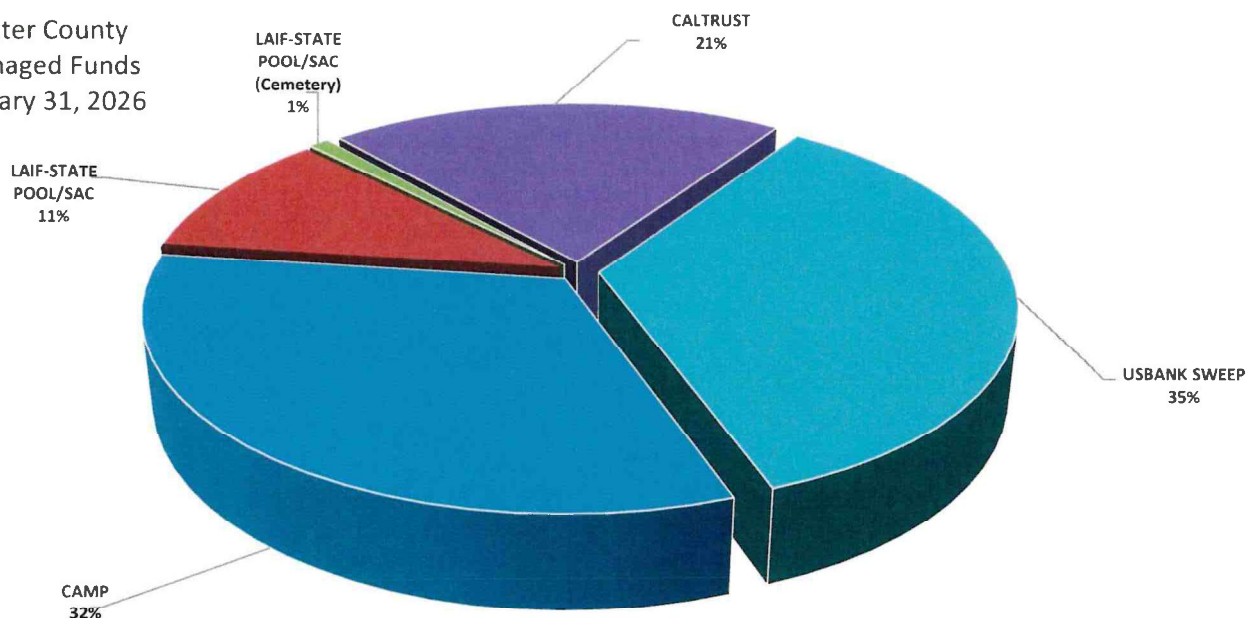
All assets are in compliance with the Sutter County Investment Policy and adhere to the requirements of California Government Code §53601-§53645 and §16429.1-§16429.3, which relate to the investing in the Local Area Investment Fund (LAIF)

Within the three major classes of assets the portfolio is further diversified, again, operating within the constraints of California Government Code and the Sutter County Investment Policy. The following charts provide a quick glance of the make-up of each category.

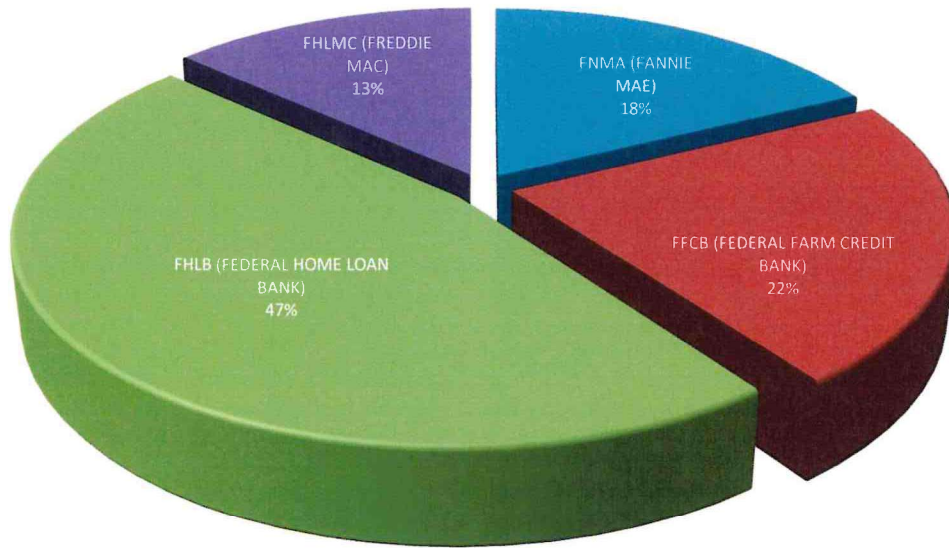
Sutter County
Investment Portfolio
Categories
January 31, 2026



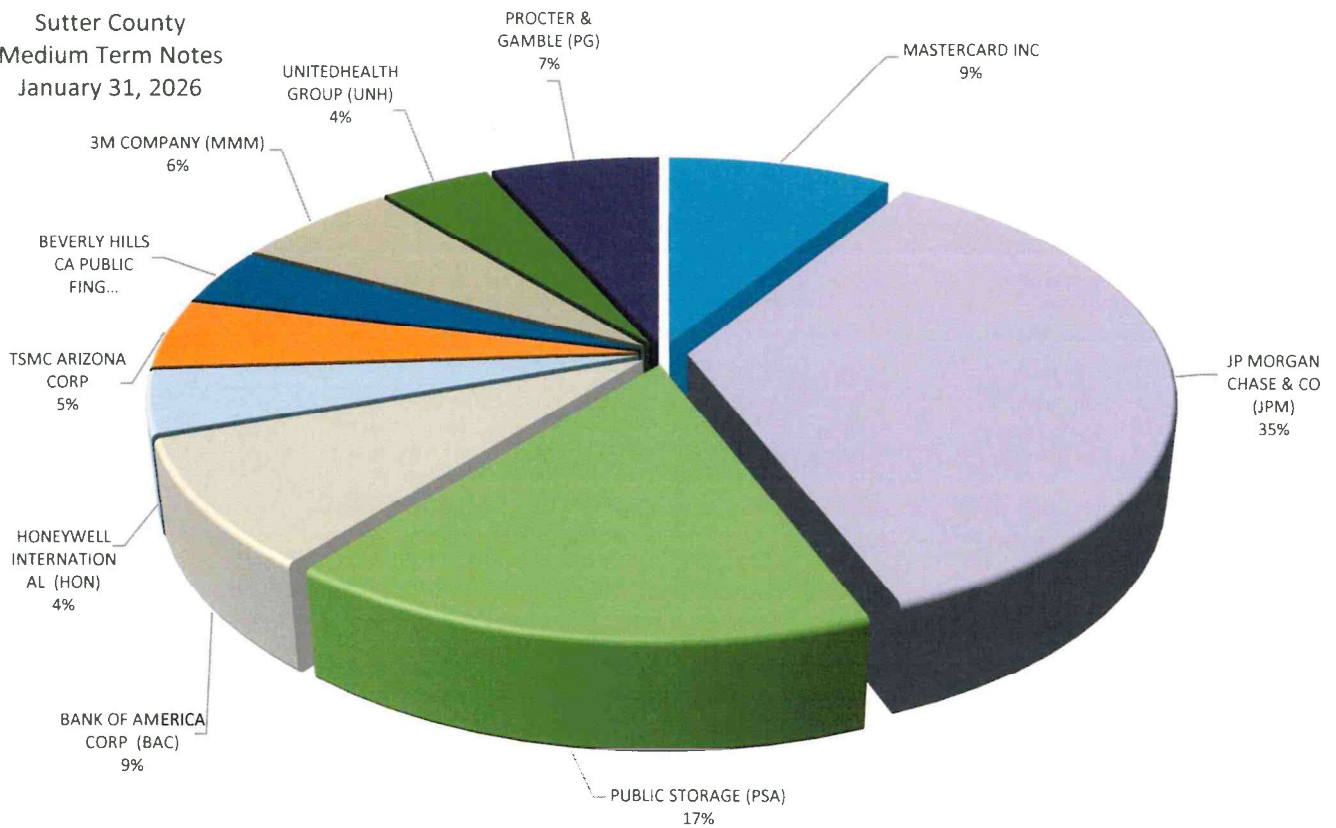
Sutter County
Managed Funds
January 31, 2026



Sutter County
Agency Notes
January 31, 2026

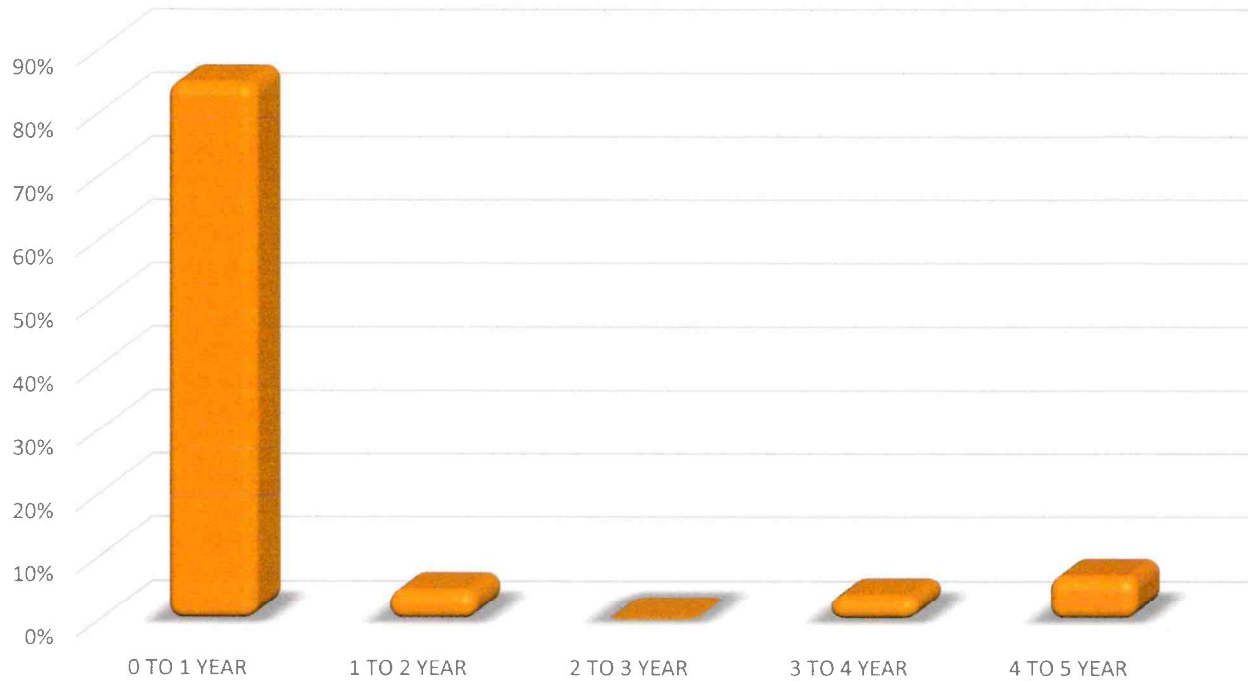


Sutter County
Medium Term Notes
January 31, 2026



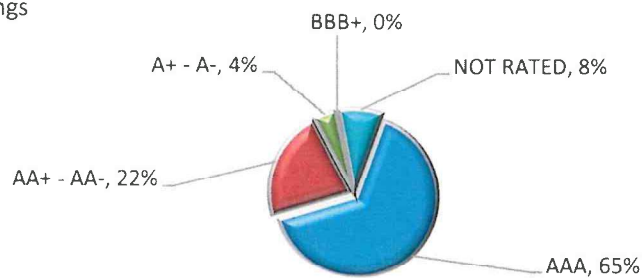
All investments conform to California Government Code §56301 with maturities of no more than five years.

Sutter County Pooled Portfolio Aging January 31, 2026



Investments in the pool must have a category rating of A or better at the time of purchase, as prescribed in the Sutter County Investment Policy, with the exception of LAIF, which is authorized in GC §16429.1-§16429.3.

Sutter County Pooled Portfolio Asset Ratings January 31, 2026



BOARD AGENDA ITEM: 2025-2026 Feather River Academy Transportation Plan

BOARD MEETING DATE: April 15, 2026

AGENDA ITEM SUBMITTED FOR:

- Action
- Reports/Presentation
- Information
- Public Hearing
- Other (specify)

PREPARED BY:

Kristi Johnson

SUBMITTED BY:

Kristi Johnson

PRESENTING TO BOARD:

Kristi Johnson

BACKGROUND AND SUMMARY INFORMATION:

Home-to-School (HTS) Transportation Reimbursement was implemented by Assembly Bill (AB) 181 (Chapter 52, Statutes of 2022) and amended by AB 185 (Chapter 571, Statutes of 2022). It provides reimbursement funding for school districts and county offices of education (COEs) based on the prior year eligible transportation expenditures and prior year Local Control Funding Formula (LCFF) transportation related add-on funding.

(a) As a condition of receiving apportionments under Section 41850.1, a local educational agency shall develop a plan describing the transportation services it will offer to its pupils, and how it will prioritize planned transportation services for pupils in transitional kindergarten, kindergarten, and any of grades 1 to 6, inclusive, and pupils who are low income. The plan shall be adopted by the local educational agency’s governing board on or before April 1, 2023, and updated by April 1 each year thereafter. The plan shall include the following components:

(1) A description of the local educational agency’s transportation services that would be accessible to pupils with disabilities and homeless children and youth, as defined pursuant to the federal McKinney-Vento Homeless Assistance Act (42 U.S.C. Sec. 11301 et seq.).

(2) A description of how unduplicated pupils, as defined in subdivision (b) of Section 42238.02, would be able to access available home-to-school transportation at no cost to the pupils.

(b) (1) The plan shall be developed in consultation with classified staff, teachers, school administrators, regional local transit authorities, local air pollution control districts and air quality management districts, parents, pupils, and other stakeholders.

(2) The plan shall be presented and adopted by the governing board of the local educational agency in an open meeting with the opportunity for in-person and remote public comment.

(c) The plan may provide for the local educational agency to partner with a municipally owned transit system to provide service pursuant to this section to middle school and high school pupils.

(d) Nothing in a local educational agency’s plan shall preclude a local educational agency from providing no-cost transit passes to pupils.

(e) For purposes of this section, “local educational agency” means a school district, excluding a school district with a districtwide charter petition approved pursuant to Section 47606, or a county office of education.

The 2025-2026 Transportation Plan is being presented for your information.

Local Educational Agency (LEA) Name	Contact Name and Title	Email and Phone
Sutter County Superintendent of Schools Feather River Academy	Kristi Johnson Assistant Superintendent, Educational Services	KristiJ@sutter.k12.ca.us 530-822-2939

TRANSPORTATION SERVICE PLAN 2025-2026

Sutter County Superintendent of Schools desires to provide for the safe and efficient transportation of students to and from school as necessary to ensure student access to the educational program, promote regular attendance, and reduce tardiness. Home-to-School (HTS) Transportation Reimbursement was implemented by Assembly Bill (AB) 181 (Chapter 52, Statutes of 2022) and amended by AB 185 (Chapter 571, Statutes of 2022) providing reimbursement funding for school districts.

As a condition of receiving apportionments under Section 41850.1, a local educational agency shall develop a plan

- Describing the transportation services it will offer to its pupils, and
- How it will prioritize planned transportation services for pupils in transitional kindergarten, kindergarten, and any of grades 1 to 6, inclusive, and pupils who are low income.

(a) The plan shall be adopted by the local educational agency’s governing board on or before April 1, 2023, and updated by April 1 each year thereafter. The plan shall include the following components:

- (1) A description of the local educational agency’s transportation services that would be accessible to pupils with disabilities and homeless children and youth, as defined pursuant to the federal McKinney-Vento Homeless Assistance Act (42 U.S.C. Sec. 11301 et seq.).
- (2) A description of how unduplicated pupils, as defined in subdivision (b) of Section 42238.02, would be able to access available home-to-school transportation at no cost to the pupils.

(b)(1) The plan shall be developed in consultation with classified staff, teachers, school administrators, regional local transit authorities, local air pollution control districts and air quality management districts, parents, pupils, and other stakeholders.

(2) The plan shall be presented and adopted by the governing board of the local educational agency in an open meeting with the opportunity for in-person and remote public comment.

(c) The plan may provide for the local educational agency to partner with a municipally owned transit system to provide service pursuant to this section to middle school and high school pupils.

(d) Nothing in a local educational agency’s plan shall preclude a local educational agency from providing no-cost transit passes to pupils.

(e) For purposes of this section, “local educational agency” means a school district or a county office of education.

General Information

A description of the LEA, its schools, and its students in grades transitional kindergarten–12, as applicable to the LEA.

Feather River Academy (FRA), fully accredited by the Western Association of Schools and Colleges (WASC), operates as a County Community School under the Sutter County Superintendent of Schools. FRA serves students in grades 9 through 12 and provides an alternative educational setting designed to support students who are at risk of expulsion, have been expelled, or have been referred through judicial, probationary, or voluntary parental processes.

The school offers an individualized instructional program through a structured independent study model led by credentialed teachers. Upon enrollment, each student develops an Individualized Learning and Success Plan, which is monitored by a team of educators and support staff to ensure academic progress and personal growth.

FRA serves a small student population, with approximately 23 students enrolled in the 2024–25 school year. The student population is characterized by high levels of need, with 96.3% identified as socioeconomically disadvantaged and 22.2% identified as English learners. The school is designed to provide targeted academic and behavioral supports, with the primary goal of preparing students for successful transition back to their district schools.

Transportation Services:

1. Enter description of transportation services offered to pupils, and how it will prioritize planned transportation services for pupils in transitional kindergarten, kindergarten, and any of grades 1 - 6 inclusive and pupils who are low income. Plan may provide for the LEA to partner with municipally owned transit system to provide services to middle and high school students. An LEA may provide no-cost transit passes to students.
2. Enter description of LEA's transportation services that would be accessible to pupils with disabilities, and homeless children and youth.
3. Enter description of how unduplicated pupils would be able to access available home-to-school transportation at no-cost to the pupils.

Transportation Services Offered to Students

Feather River Academy offer daily morning and afternoon no-cost home-to-school transportation services by the Attendance and Outreach Coordinator and a Paraprofessional to all students. Bus passes are also provided upon request.

1. Prioritizing Services

The district currently provides no-cost transportation to **all** students.

2. Services for Special Populations

- Homeless children and youth
 - No-cost transportation services are provided in accordance with the federal McKinney-Vento Homeless Assistance Act (42 U.S.C. Sec. 11301 et seq.) and Board Policy.
- Student with Disabilities
 - The district provides no-cost home-to-school transportation and additional transportation services as needed for students with disabilities as specified in their individualized education programs or Section 504 accommodation plan in accordance with Board Policy (Education Code 41850; 20 USC 1400-1482; 34 CFR 104.4).

3. Services for Unduplicated Pupils

- Unduplicated Pupils
 - Students who are English learners, foster youth, or eligible for a free or reduced price meal have priority for transportation services at no cost to the pupils.

Consultations:

Enter description of the required plan consultation with classified staff, teachers, school administrators, regional local transit authorities, local air pollution control districts and air quality management districts, parents, pupils and other stakeholders.

Plan Development

This plan was developed in consultation with staff (classified, certificated, administrative), parents, pupils, and other educational partners through meetings and surveys throughout the 2025-2026 year. Consultation with the Yuba Sutter Transit Authority and Feather River Air Quality Management occurred in November 2025.

Presentation and Adoption

This plan was presented to the governing board in an open meeting with the opportunity for in-person and remote public comment on April 15, 2026. The plan was approved at the April 15, 2026 board meeting.