

CONFERENCES - Second Grade

Fall 2025



STRENGTHS AND AREAS OF GROWTH

Glow (Strengths / Achievements)

- What does your child like most about school?
- Have you noticed any recent progress or achievements they are proud of?

Grows (Areas for Improvement / Development)

- What does your child find difficult or frustrating?
- How can we better support them at home and at school?

READING-FICTION

This Trimester our reading focus was fiction

How to Support Your Child with Fiction Reading

After your child reads for **20 minutes a day**, you can help by asking questions like:

- Who is the main character? Who are the other characters?
- What happened in the story? Have them retell the book using the characters' names.
- What was the problem and how was it resolved?
- What is the message or lesson of the book?
- Which part was the most important and why?
- How is this book similar to or different from others they have read?

READING-NON-FICTION

Next trimester we will be focusing on informative writing.

How to support your child with non-fiction reading

- After your child reads for 20 minutes a day, you can help them by asking:
- Tell me three interesting facts you learned.
- Tell me one new word you learned and one word you don't yet understand.
- Tell me about a picture, diagram, or illustration in the book and what you learned from it.

MAP GROWTH-Reading in Spanish

In second grade, the MAP Growth Math test is administered in Spanish.

The RIT score for a second-grade student in the fall is 172.




The winter target is 176.

Reading			
225			
220			
215			
210			
205			
200			
195			
190			
185			
180			
175		176	
170			
165			
160			
155			
150			
145			
140			
135			
130			
	Fall	Winter	Spring
	Score: _____	Score: _____	Score: _____
	Norm: 172	Norm: 181	Norm: 185



Narrative Writing

This quarter we focused on building writing stamina and on how to write narratively.

We will return to narrative writing later this year.

Estructura Escribe sobre una vez cuando hice algo.		Si	Empecé	Aun no
	Pensé como escribir un buen comienzo y escogí una manera de empezar mi historia. Escogí la acción, dialogo o descripción del escenario que haría un bien comienzo.			
cuando → luego → despues	Conté la historia en orden usando palabras como cuando, luego y después.			
	Escogí la acción, el dialogo o el sentimiento que haría un buen final.			
	Escribí muchas líneas en cada pagina y escribí muchas paginas.			

Example of a 2nd grade narrative writing.





Primero, llegamos todos incluyendo
 a mi hermano mi mamá mi papá
 y yo. Yo tenía una sonrisa muy
 grande. Mi mamá y mi papá
 estaban cargando los boletos
 para entrar a Disneylandia.



Después, yo mi hermano mi papá
 y mi mamá estábamos
 esperando en fila. En mi
 mente pensé ¡Ja! ¡Ja! esto
 ni me va a asustar. Pero en
 realidad no es ¡Ja! ¡Ja! esto ni me
 va a asustar en verdad es

Informative writing

This next trimester we will be focusing on informative writing

How to support your child with informative writing

- Have them read texts about the animal or topic they are researching.
- Have them watch educational programs or videos about their topic of interest (such as Wild Kratts, jaguars, sharks, cats, dogs).
- Have them listen to educational podcasts like Chameleon or Skull.
- Have them tell you facts they learned using complete sentences.
- Always use capital letters and correct punctuation when writing at home.

INFORMATIVE WRITING

Example of a 2nd grade informative writing.




Tabla de contenido	
<u>Introducción</u>	1
<u>Tipos de perros</u>	2
<u>Lo que comen</u>	3
<u>Lo que hacen</u>	4
<u>Conclusión</u>	6
<u>Diagrama</u>	7
<u>Glosario</u>	8

[illegible]

Fecha:

Tipos de Perros

Hay muchos tipos de perros.
 Por ejemplo, hay perros
 grandes y perros chiquitos.
 También hay perros de
 muchos colores. Los perros
 blancos con manchas negras
 se llaman Dalmatas. Además,

☐ Yo veo una flor. ☐ Yo veo una flor. ☐ Yo veo una flor. ☐ Yo veo una flor. ☐ Yo veo una flor. ☐ Yo veo una flor.

Fecha:

Lo que comen

Los perros comen muchas
 cosas. Son carnívoros así
 que comen carne. Tienen
 dientes filosos. También
 comen comida de perros que
 puedes comprar en la tienda.

☐ Yo veo una flor. ☐ Yo veo una flor. ☐ Yo veo una flor. ☐ Yo veo una flor. ☐ Yo veo una flor. ☐ Yo veo una flor.

Fecha:

Lo que hacen

Los perros necesitan mucho
 ejercicio. Les gusta caminar
 y jugar afuera. Los perros
 pueden aprender trucos. Por
 ejemplo, pueden aprender a
 atrapar pelotas o frisbees.
 También pueden saludar o
 dar vueltas.

☐ Yo veo una flor. ☐ Yo veo una flor. ☐ Yo veo una flor. ☐ Yo veo una flor. ☐ Yo veo una flor. ☐ Yo veo una flor.

Conclusión

Fecha:

Handwriting practice lines consisting of multiple sets of three horizontal lines (top, middle dashed, bottom).

☐ Yo veo una flor.   OM  ☐ !?

Diagrama

Glosario

Handwriting practice lines consisting of multiple sets of three horizontal lines (top, middle dashed, bottom).

Handwriting practice lines consisting of multiple sets of three horizontal lines (top, middle dashed, bottom).

Handwriting practice lines consisting of multiple sets of three horizontal lines (top, middle dashed, bottom).

☐ Yo veo una flor.   OM  ☐ !?


Mathematics

This term we will be working on:

Module 1: **Addition and Subtraction up to 100**

Module 2: **Addition and Subtraction of Lengths**

Module 3: **Place Value up to 1,000**



Mathematics

Next term we'll be working on:

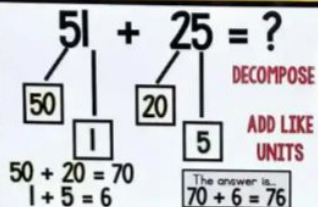
Module 4: **Addition and subtraction up to 200 with word problems up to 100.**

Module 5: **Addition and subtraction up to 1,000 with word problems up to 100.**

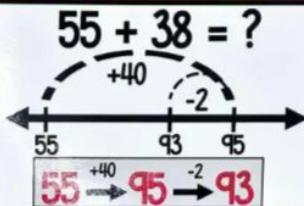


ADDITION STRATEGIES

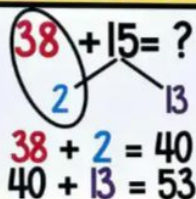
BREAK APART



COMPENSATION




MAKE A TEN

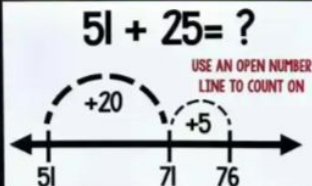


PLACE VALUE

$47 + 24 = 71$



OPEN NUMBER LINE



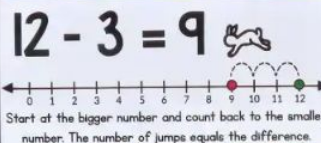
VERTICAL FORM



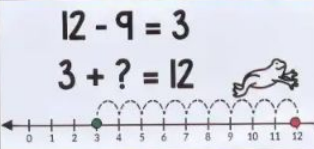
SUBTRACTION STRATEGIES



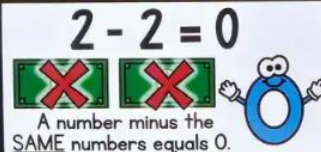
COUNTING BACK




COUNTING FORWARD



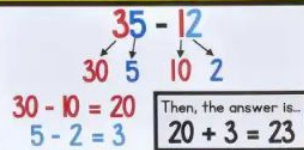
SUBTRACT ALL



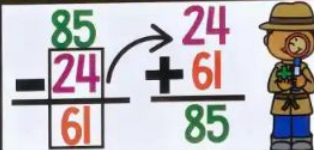
SUBTRACTING ZERO



BREAK APART



CHECK WITH ADDITION



MAP GROWTH-mathematics

In second grade, the MAP Growth Math test is administered in Spanish.

The RIT score for a second-grade student in the fall is 175.

The winter goal is 186.

Math			
225			
220			
215			
210			
205			
200			
195			
190		186	
185			
180			
175			
170			
165			
160			
155			
150			
145			
140			
135			
130			
	Fall	Winter	Spring
	Score: _____	Score: _____	Score: _____
	Norm: 175	Norm: 186	Norm: 189

LEARNING BEHAVIORS



WINTER BREAK HOMEWORK

It is important for students to keep practicing their skills. The homework packet is **optional** , but **highly encouraged** .

The packet includes **3 days of reading, writing, and math** for each week of break.

Would you like a homework packet for your student?

QUESTIONS

