

TwinRivers UNIFIED SCHOOL DISTRICT

Salary & Benefits

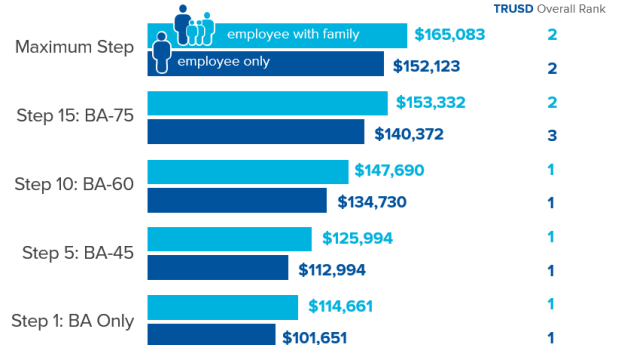
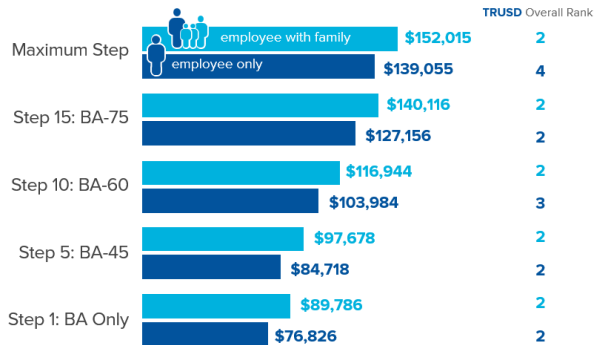
TRUSD's proposed 2.5% salary increase and 5% benefits increase would make our certificated staff some of the highest compensated teachers in the region



TRUSD teachers can receive over \$150,000 per year in salary and benefits at the maximum step with the proposed 2.5% increase



TRUSD SLPs can receive over \$165,083 per year in salary and benefits at the maximum step with the proposed 2.5% increase and new salary schedule

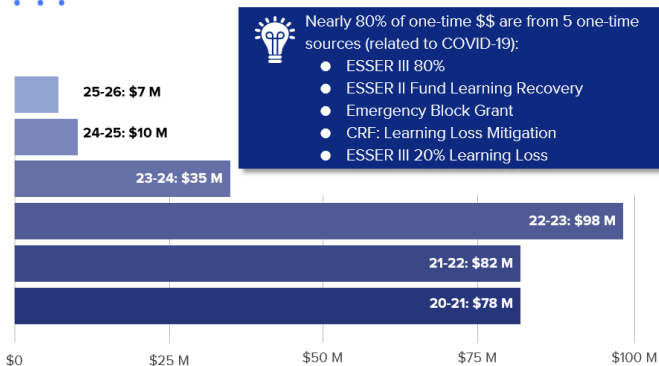


Facilities Investments

By investing in modern, safe, and welcoming facilities for our teachers, students, staff and community, TRUSD is creating inspiring spaces that foster excellence in teaching, learning, and high-quality education



\$309 Million in One-Time Funds Were received over the past 6 Years

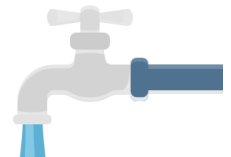


Responsible Use of One-Time Funds

One-time funds are like a bucket of water — you can use it once to water a garden or build a school.

It is fiscally irresponsible to use one-time funds for ongoing costs like salaries or benefits.

During and after the pandemic, the district used one-time funds for critical capital projects without impacting ongoing operations.



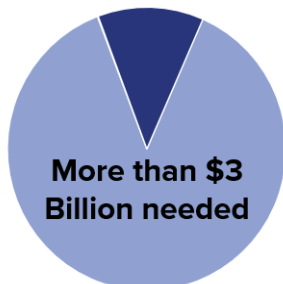
Ongoing expenses are like a running faucet — they require a steady funding.

More than 99% of our budget is used for salaries and benefits for our employees and additional supports/services for students, which require a continuous supply of water.

TRUSD prioritizes paying ongoing expenses with ongoing funding streams.

\$442M

Spent on Facilities in past 5 years



Facility Improvements include (shown in millions)

- \$123 Campus Modernization & Construction
- \$110 Athletics & Landscape
- \$106 HVAC, Fire Alarms, Roofing, Shade, etc.
- \$31 Interior Renovation & Finishes
- \$23 Student Experience & Learning Environments
- \$19 Miscellaneous / Other
- \$17 Sitework, Landscaping & Utilities
- \$14 Safety, Security, & Visibility

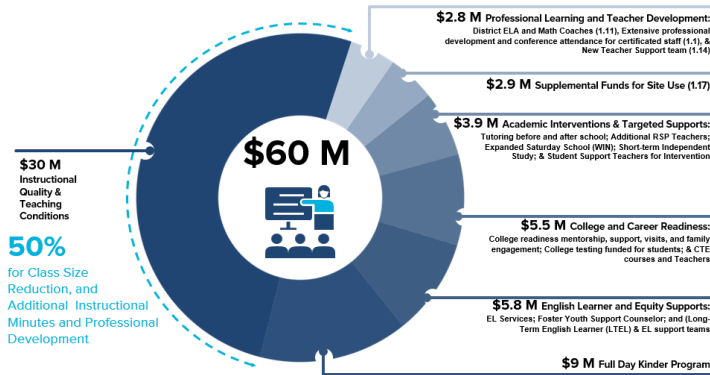


Student Support Services

By investing **academic supports, mental health, student engagement activities, and other supports**, TRUSD is creating inspiring spaces that foster excellence in teaching, learning, and high-quality education

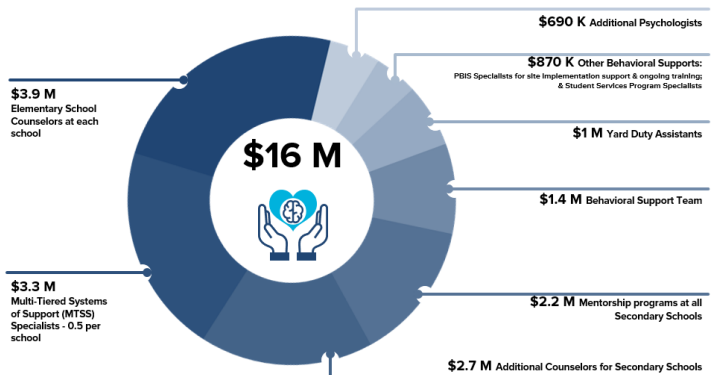
Academic Supports

Accelerated Learning, Interventions, Counseling, Tutoring, and Expanded Learning Opportunities



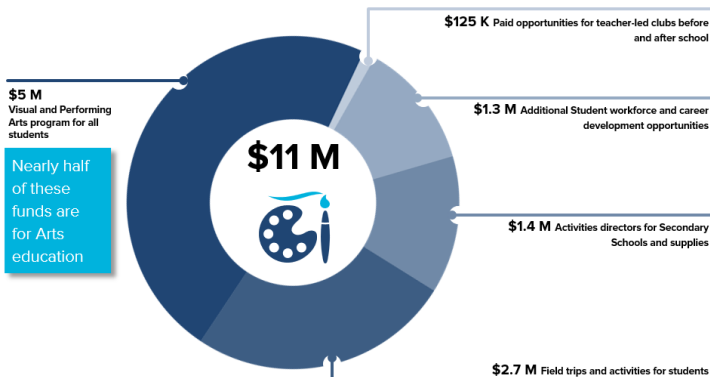
Mental Health Supports

Counselors, MTSS and behavior specialists, mentoring, and supports for promoting student well-being, positive behavior, and safe schools.



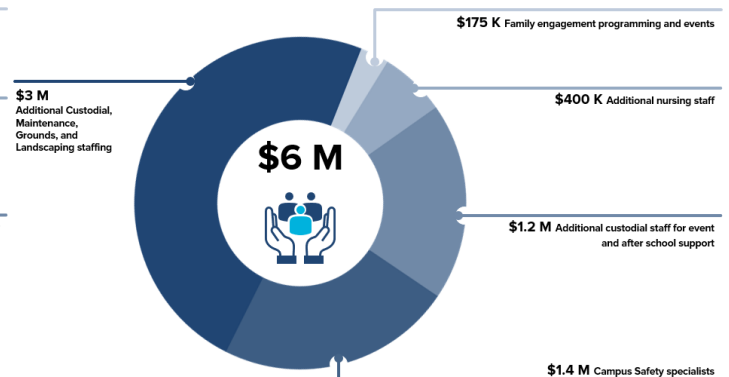
Student Engagement and Activities

Visual and performing arts, field trips, student activities, clubs, and career development opportunities enrich learning beyond the classroom.



Additional Supports

Visual and performing arts, field trips, student activities, clubs, and career development opportunities enrich learning beyond the classroom.



Results Driven

Graduation Rates, A-G Completion and Dual Enrollment has increased across the district over the past 12 years

Current Graduation Rate 12 Year Change			Current A-G Rate 12 Year Change			Current Dropout Rate 12 Year Change		
Creative Connections Arts Academy	9.1%	100.0%	Creative Connections Arts Academy	58.4%	88.4%	Vista Nueva Career and Technology High	-8.0%	10.1%
Keema School for Independent Study	51.4%	97.5%	Rio Linda High	47.6%	72.3%	Grant Union High	-9.3%	5.5%
Rio Linda High	3.8%	95.9%	Foothill High	26.5%	54.9%	Pacific Career and Technology High	-15.6%	5.2%
TRUSD	16.8%	92.1%	Highlands High	32.6%	54.7%	Highlands High	-8.7%	5.1%
Foothill High	5.2%	92.0%	Grant Union High	15.9%	50.3%	TRUSD	-7.8%	4.6%
Grant Union High	10.0%	90.8%	TRUSD	26.1%	47.2%	Foothill High	-5.4%	4.2%
Highlands High	8.5%	90.5%	Keema School for Independent Study	5.8%	5.8%	Keema School for Independent Study	-31.7%	2.5%
Pacific Career and Technology High	28.2%	89.7%	Pacific Career and Technology High	5.8%	5.8%	Rio Linda High	-4.1%	2.2%
Vista Nueva Career and Technology High	19.6%	88.8%	Vista Nueva Career and Technology High	1.3%	1.3%	Creative Connections Arts Academy	-9.1%	0.0%