

Hagginwood Elementary



Parent Engagement & ELAC
May 2, 2025



Hagginwood - Facts

K- 6th grade

3 SDC (K-1, 2-3, 4-6)

2nd: Long Term

RSP: Long Term

SDC: Long Term

Support:

>LCRSET SST

>ELL SST

>Title 1 SST .6



Hagginwood - Demographics

Hispanic: 48%

Asian: 16%

Black or African-American: 13%

White: 8%

Enrollment: 355

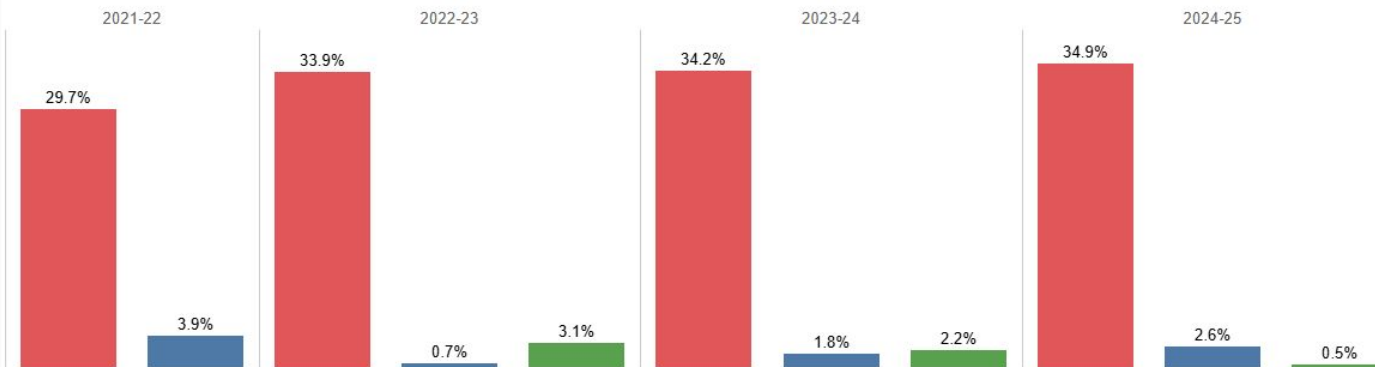
ELL: 34%

SPED: 21%

Refugee: 11%

Hagginwood - EL Enrollment

EL / RFEP Enrollment % by Year



EL / RFEP Enrollment % by Language

**Click on a Language to filter the dashboard.*



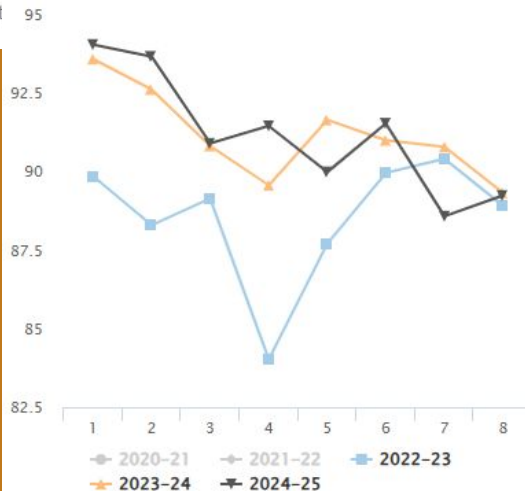
Hagginwood - Attendance

Attendance Rate

91.28%

-0.01% from this day last

Attendance Rate

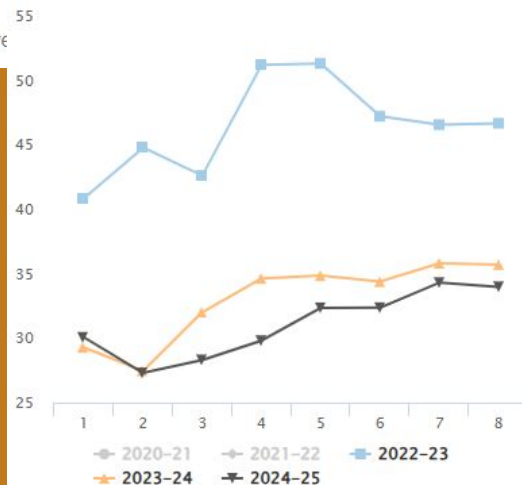


YTD Chronic Absence

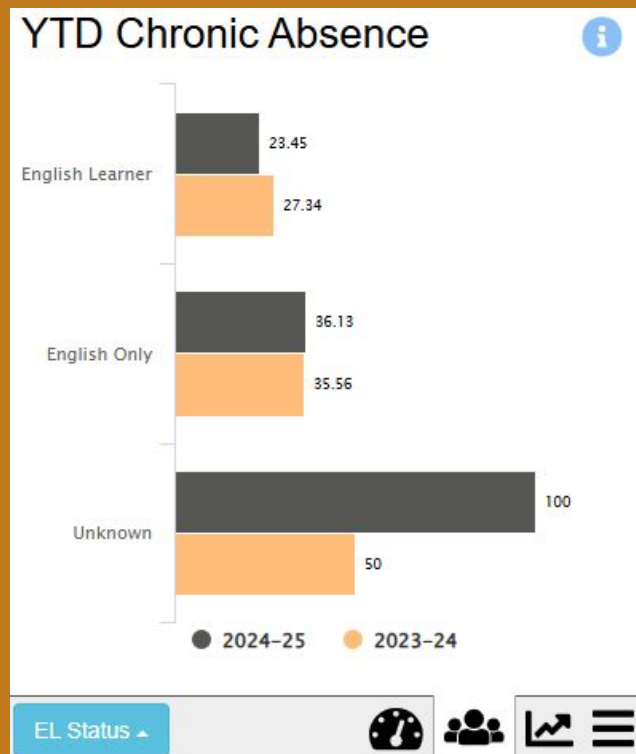
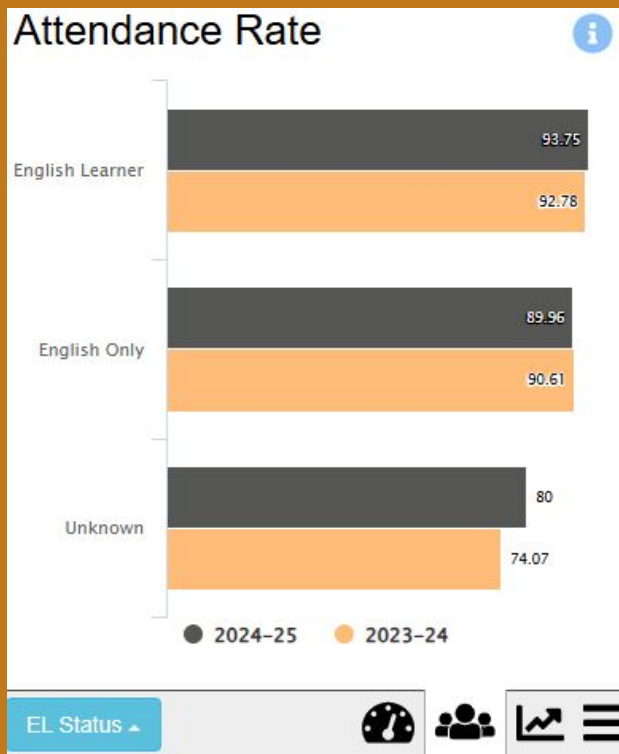
33.98%

-1.73% from this day last ye

YTD Chronic Absence



Hagginwood - Attendance



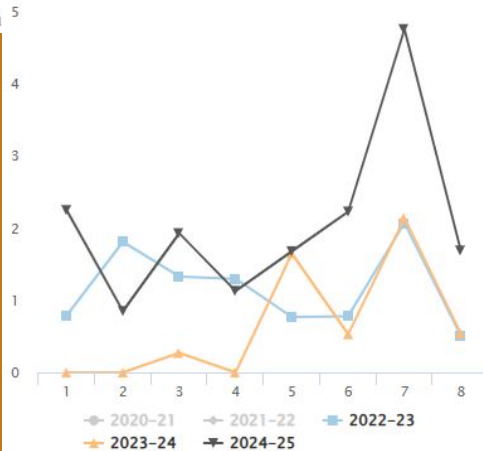
Hagginwood - Engagement

Suspension Rate

9.40%

+5.12% from this day last

Suspension Rate

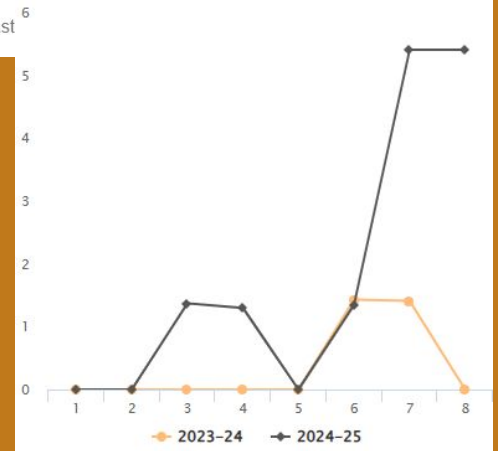


SPED Suspended 10+ Days 2024-25

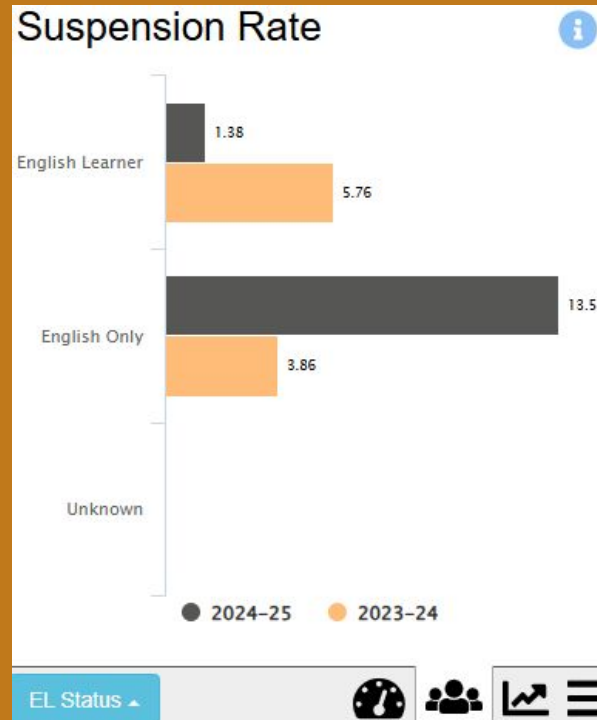
5.75%

+4.56% from this day last

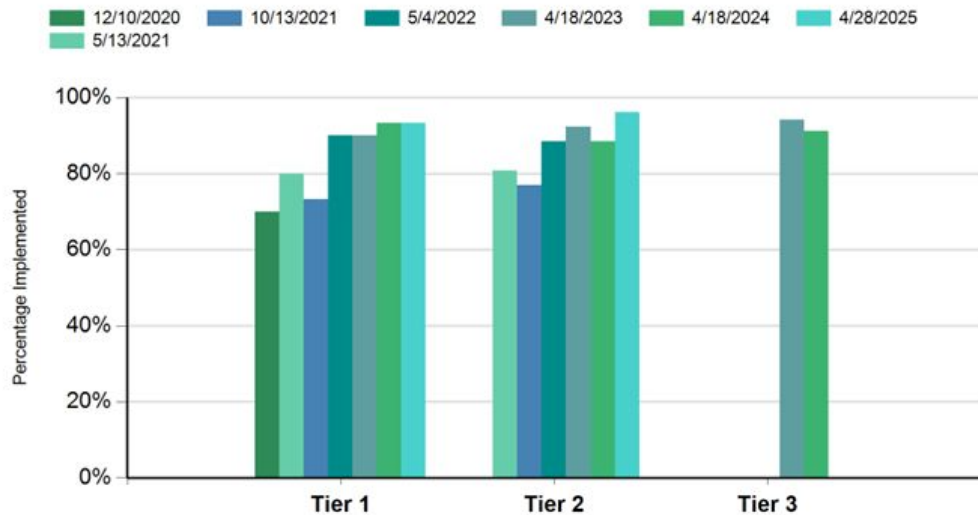
SPED Suspended 10+ Days



Hagginwood - Engagement



School-Wide PBIS (SWPBIS) Tiered Fidelity Inventory
Hagginwood Elementary
12/10/2020 - 4/28/2025



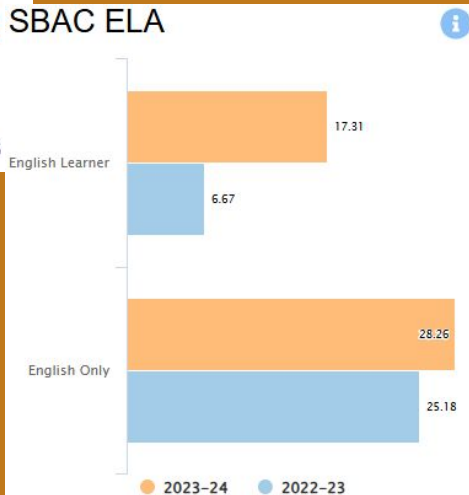
Date Completed	Tier 1	Tier 2	Tier 3
12/10/2020	70%	NA	NA
5/13/2021	80%	81%	NA
10/13/2021	73%	77%	NA
5/4/2022	90%	88%	NA
4/18/2023	90%	92%	94%
4/18/2024	93%	88%	91%
4/28/2025	93%	96%	NA

Hagginwood - SBAC Data

SBAC ELA
2023-24

25.26% SBAC ELA

+6.57% from 2022-23

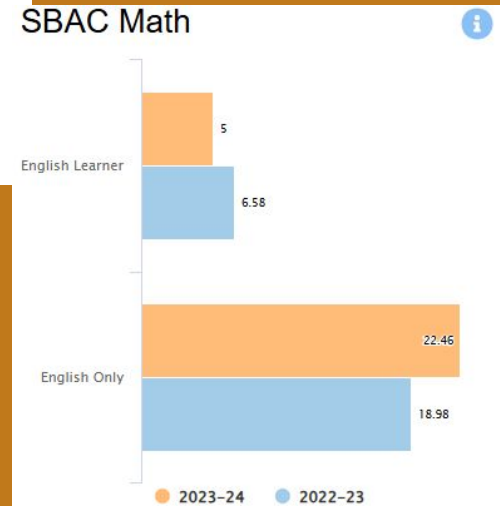


EL Status

SBAC Math
2023-24

17.17% SBAC Math

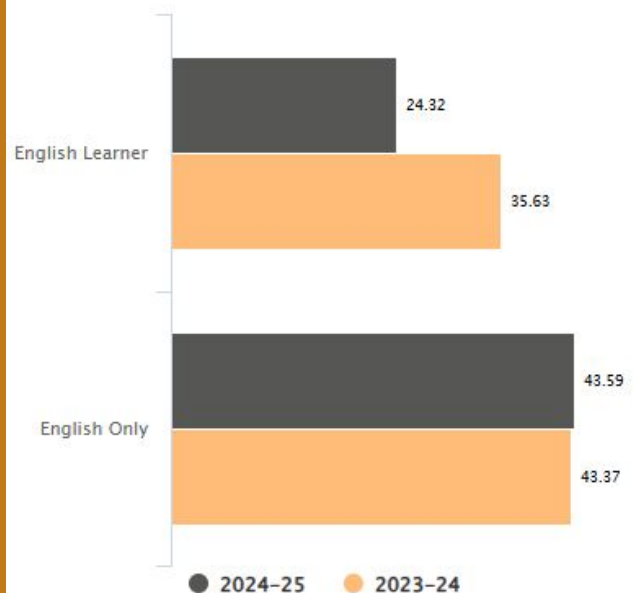
+2.62% from 2022-23



EL Status

Hagginwood - Benchmark T2 Data

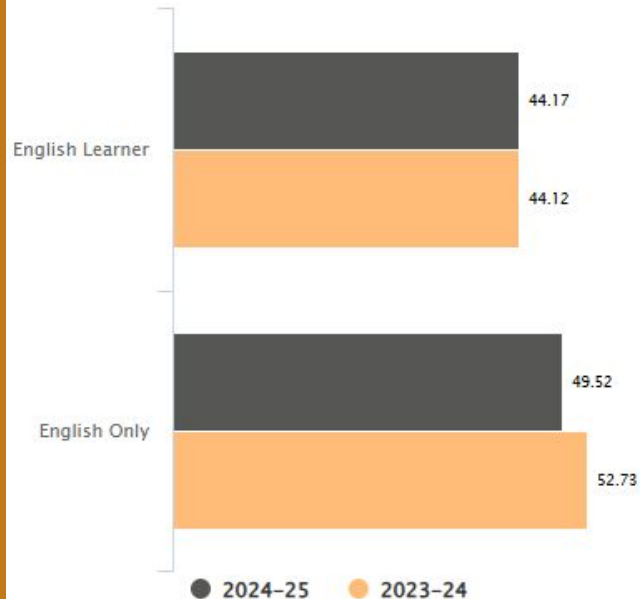
Benchmark - ELA



EL Status ▾



SWUN Math



EL Status ▾

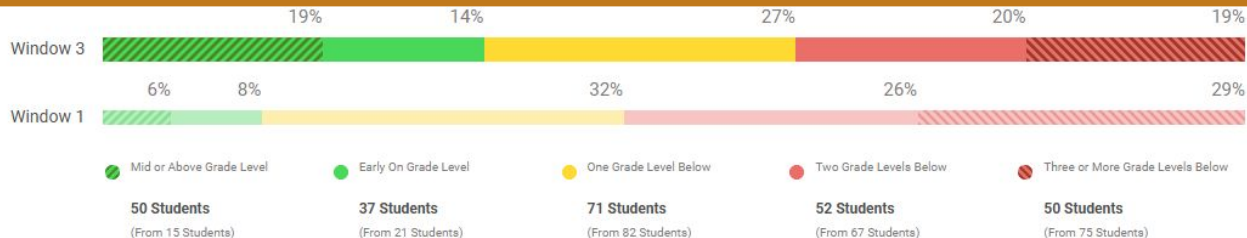


Hagginwood - Benchmark T2 Data

ELA (3-6)			20-21	21-22	22-23	23-24	23-24			
ELA SBAC				16.8	18.7	25.6		vs. TR	Yr o Yr	T1 vs. T2
Benchmark 1 (HWE)			19	18	25	25	22	-8	-3	
TR 3-6			16	23	37	28	30		2	
Benchmark 2 (HWE)			9	16	28	23	32	-3	9	10
TR 3-6			13	22	34	31	35		4	5

Math (3-6)			20-21	21-22	22-23	23-24	23-24			
Math SBAC				10.9	14.6	17.1		vs. TR	Yr o Yr	T1 vs. T2
Benchmark 1 (HWE)			16	19	25	37	35	-4	-2	
TR 3-6			27	32	33	38	39		1	
Benchmark 2 (HWE)			8	17	20	30	33	-1	3	-2
TR 3-6			18	26	29	34	34		0	-5

Hagginwood - iReady



[The Mapping Between 5-Level and 3-Level Placements](#)

Placement by Domain



Not assessed (due to grade or domain exempted)

Behavior & Discipline

- Establish a robust anti-bullying intervention system.
- Help students understand the impact of their actions and reinforce expectations that support a safe and respectful culture.
- Proactively address behavioral concerns to foster a positive and focused learning environment for all students.

Mental Health & Character

- Teach students empathy and character with strategies to support mental well-being and restore relationships.
- Address bullying by understanding causes of student behavior and offering support.
- Provide individual and small group services to help students navigate emotional and behavioral challenges.

Academic support

- Strengthen support for students who need additional help through programs such as WIN and EL small group.
- Provide targeted 1:1 and small group instruction to build academic skills and confidence.
- Prioritize reading interventions to ensure all students develop strong, grade-level reading proficiency.

Recognition and Celebrations

- Increase opportunities to celebrate and recognize positive student behavior.
- Foster a school culture that promotes positivity, academics, and respectful conduct.
- Maintain and enhance recognition programs such as Trimester awards, Attendance, and Student of the Week.

Parent Involvement

- Promote greater parent involvement in school events and activities.
- Provide meaningful opportunities for families to volunteer and engage in their child's learning experience.
- Strengthen communication between teachers and families to keep them informed and connected to student progress and school happenings.

Hagginwood - Academic Actions

SST: Hire an EL SST & SST to work with EL pull-out during WIN

ELD: Continue PD on integrated and designated strategies.

ELA: Continue Lesson Design (4-6) and CORE (K-3) early literacy strategies. Focus on increasing writing.

Math: Build routines that facilitate student dialogue and modeling.

Testing: Build rigor and stamina through integrated testing strategies.

Questions

