

AGENDA

BOLLINGER CANYON ELEMENTARY SITE COUNCIL MEETING

Thursday, February 19, 2026 from 3 - 4pm

Location: Library

Site Council Members:
Principal: Christine Offerman
Teacher Reps: Lisa Modena, Jennifer Lo, Kristen Trade
Classified Rep: Divya Sivaraman

Parent Reps: Karla Pagtakhan, Elaine Dessus, Lynn Xia, Ryan Campbell, ____.

- **Chairperson: Divya S**
- **Co-Chairperson: Lisa M**
- **Secretary: Karla P.**
- **Parliamentarian: Elaine D**

Time	Subject	Discussion Leader
3:00	Welcome: *What did you do over the ¾-day weekend?* Black History Month Moment	Christine
3:10	Student Voice	Christine
3:15	Review January Minutes: one document with tabs for each meeting	Karla
3:20	Principal's Report Single Plan for Student Achievement Discuss Ideas for Goals: • Academic: ELA/Math (see below) • Chronic Absenteeism (currently 5%) • Suspensions (.4%) • Social Emotional (see below) • Historically Disproportionate Sub Groups:	Christine

	○ Homeless youth ○ Socioeconomically disadvantaged ○ Students with Disabilities ○ English Learners (17) ○ Race/Ethnicity ○ Gender **Must be aligned with District Goals:** • **LCAP GOAL #1: DEEP LEARNING AND INNOVATION** • **LCAP GOAL #2: EQUITY** • **LCAP GOAL #3: SOCIAL EMOTIONAL WELL-BEING** **SEL Data:** • **SEWB Data (BOY - MOY)** • **CHKS Data for 25 - 26** **Academic Data: See below**	
3:50	**Open Public Comment**	
4:00	**Meeting Adjourned** **Next Meeting: February 19, 2026**	

Goal 1: Improve English Language Arts (ELA) Achievement for Students with Disabilities

Increase the English Language Arts (ELA) proficiency of Students with Disabilities (SWD) by expanding support structures for special education students. The goal is to raise SWD scores between 5 and 10 points on the CAASPP ELA assessment.

(2024: 20.4 points below standard) **2025 ELA Data**

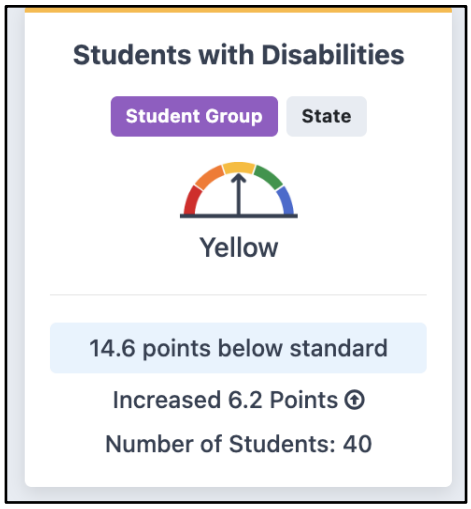

Increase = Met Goal!

(2024: 2 points below standard)

2025 Math Data

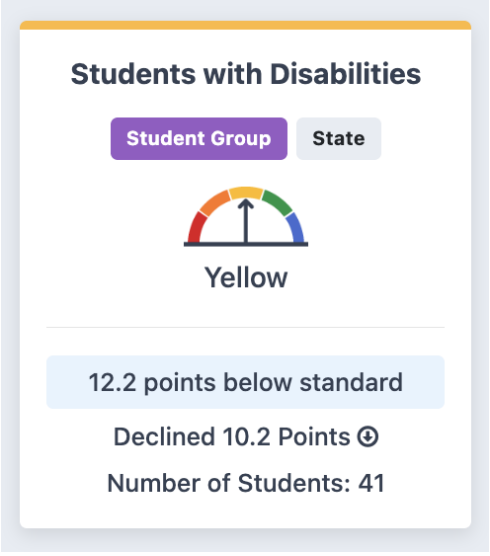

Decreased

In 2025 we were in the Orange for SWD in both ELA and Math. This year = Yellow.

ELA: Dibels Composite: Students with Disabilities

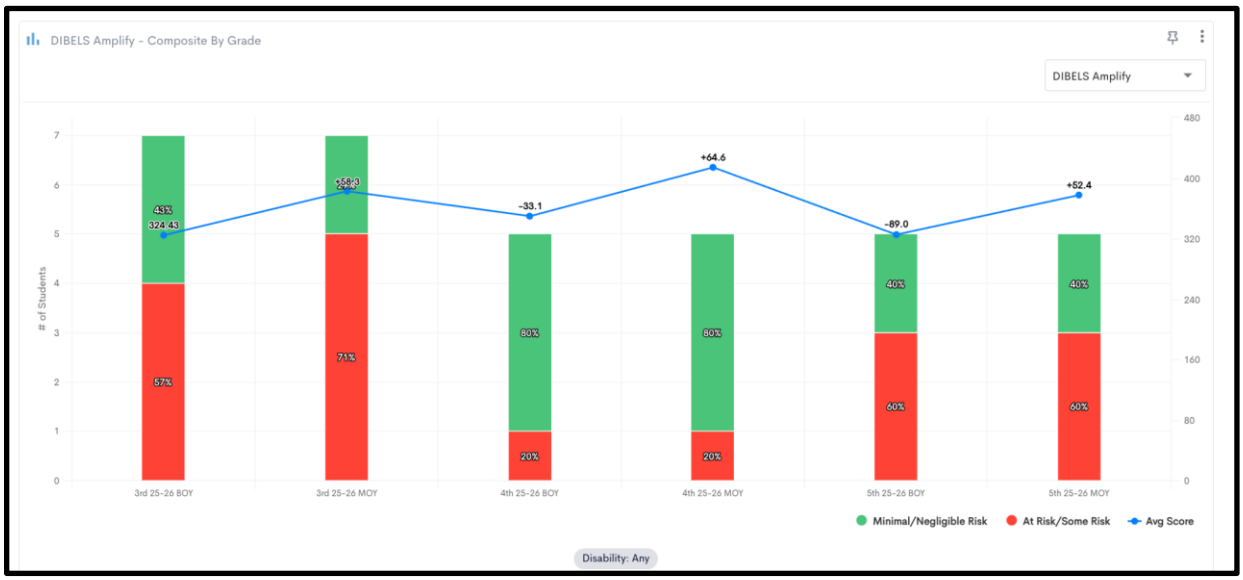

Math: STAR: Students with Disabilities

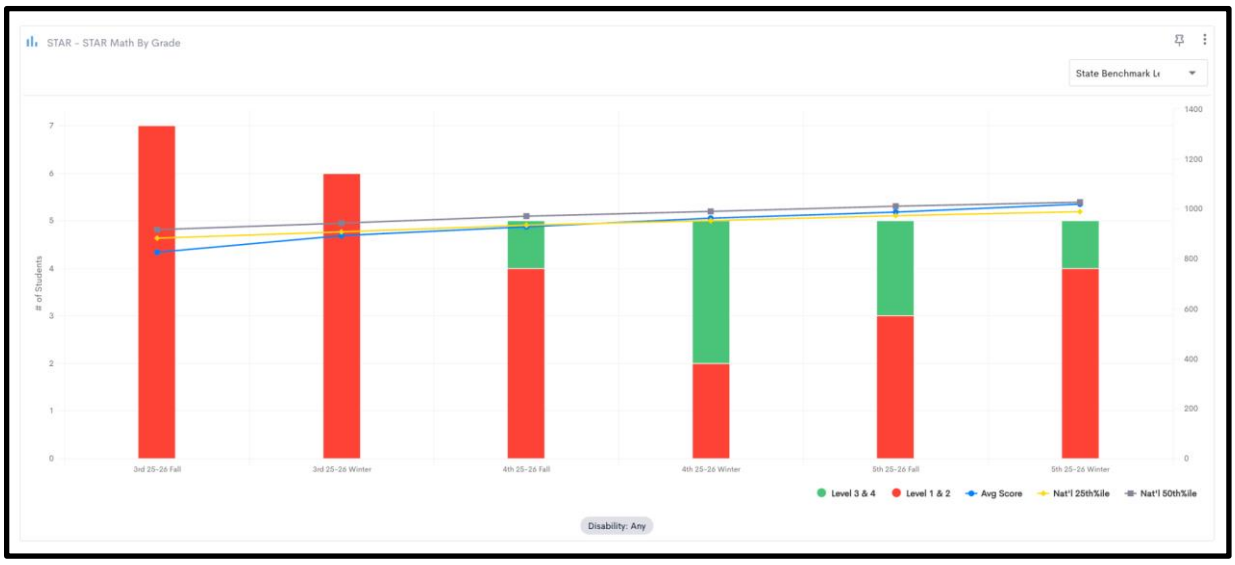

<u>Goal 2:</u> Improve Early Literacy for K-2 Students

Ensure that at least 80% of K-2 students meet or exceed benchmark expectations in foundational reading skills as measured by Dibels Composite by end of year benchmark. This will be achieved through structured literacy instruction, targeted interventions, and increased progress monitoring to reduce the number of students at risk for reading difficulties.

Table 2. Academic Screener Data (% Proficient/# of At Risk Students) 25-26				
	BOY (% Proficient)	BOY (# of Students At Risk)	MOY (% Proficient)	MOY (# of Students At Risk)
ELA				
DIBELS Grade K	70	19	87	**8**
DIBELS Grade 1	84	10	77	**14**
DIBELS Grade 2	88	7	83	**10**
DIBELS Grade 3	90	6	90	**6**
DIBELS Grade 4	89	8	91	**7**
DIBELS Grade 5	83	12	84	**11**
Math				
Star Math Grade 1	84	10	90	**6**
Star Math Grade 2	70	18	71	**14**
Star Math Grade 3	60	24	52	**23**
Star Math Grade 4	77	17	88	**9**
Star Math Grade 5	77	16	79	**14**

5th Grade STAR Reading: BOY 75% --------- MOY 86% Proficient

Focus on Math?

Informational Purposes

Explore the following data elements presented for informational purposes only. These data are not used for accountability determinations.

Science



Blue

English Language Arts Growth

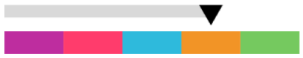

Accelerated

Mathematics Growth

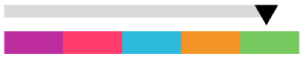

Exceptional

LEARN MORE

Teacher Assignments

87.6% Clear

View More Details →

SCHOOL PERFORMANCE OVERVIEW

Bollinger Canyon Elementary

Explore the performance of Bollinger Canyon Elementary under California's Accountability System.

Generate PDF Report

View All Schools

View Additional Reports

2025

Chronic Absenteeism



Green

Suspension Rate



Blue

English Learner Progress



No Performance Color

English Language Arts



Blue

Mathematics



Blue