2026-27 LCFF Budget Overview for Parents Data Input Sheet

Local Educational Agency (LEA) Name:	Whitmore Union Elementary School District
CDS Code:	45701690000000
LEA Contact Information:	Name: Tony Moebes Position: Superintendent/Principal Email: tmoebes@wujesd.org Phone: 530.472.3243
Coming School Year:	2026-27
Current School Year:	2025-26

*NOTE: The "High Needs Students" referred to in the tables below are Unduplicated Students for LCFF funding purposes.

Projected General Fund Revenue for the 2026-27 School Year	**Amount** **Whole Numbers**
Total LCFF Funds	$944,061
LCFF Supplemental & Concentration Grants	$64,931
All Other State Funds	$186,331
All Local Funds	$165,723
All federal funds	$25,320
Total Projected Revenue	$1,321,435

Total Budgeted Expenditures for the 2026-27 School Year	**Amount** **Whole Numbers**
Total Budgeted General Fund Expenditures	$1,483,685
Total Budgeted Expenditures in the LCAP	$187,537
Total Budgeted Expenditures for High Needs Students in the LCAP	$57,062
Expenditures not in the LCAP	$1,296,148

Expenditures for High Needs Students in the 2025-26 School Year	**Amount** **Whole Numbers**
Total Budgeted Expenditures for High Needs Students in the LCAP	$47,580
Actual Expenditures for High Needs Students in LCAP	$49,101

Funds for High Needs Students	**Amount** **[AUTO-CALCULATED]**
2026-27 Difference in Projected Funds and Budgeted Expenditures	$7,869
2025-26 Difference in Budgeted and Actual Expenditures	$1,521

Required Prompts(s)	**Response(s)** **[FIELDS WILL APPEAR IF REQUIRED]**
Briefly describe any of the General Fund Budget Expenditures for the school year not included in the Local Control and Accountability Plan (LCAP).	The expenditures not included in the LCAP are additional instructional costs, administrative services, operational costs and facility upgrades.

The amount budgeted to increase or improve services for high needs students in the 2026-27 LCAP is less than the projected revenue of LCFF supplemental and concentration grants for 2026-27. Provide a brief description of the additional actions the LEA is taking to meet its requirement to improve services for high needs students.	The district is providing funding in small groups and one-on-one using State funding. The Diis also using some Federal funding to provide students the opportunity to use nature, experiments and encourage students in math and science.
The total actual expenditures for actions and services to increase or improve services for high needs students in 2025-26 is less than the total budgeted expenditures for those planned actions and services. Briefly describe how this difference impacted the actions and services and the overall increased or improved services for high needs students in 2025-26.	The district projected some areas pf tje budget higher than the actual costs were realized. The district did accomplish the goals of the LCAP utilizing Federal and State funding sources.

LCFF Budget Overview for Parents

Local Educational Agency (LEA) Name: Whitmore Union Elementary School District
CDS Code: 45701690000000
School Year: 2026-27
LEA contact information:
Tony Moebes
Superintendent/Principal
tmoebes@wujesd.org
530.472.3243

School districts receive funding from different sources: state funds under the Local Control Funding Formula (LCFF), other state funds, local funds, and federal funds. LCFF funds include a base level of funding for all LEAs and extra funding - called "supplemental and concentration" grants - to LEAs based on the enrollment of high needs students (foster youth, English learners, and low-income students).

Budget Overview for the 2026-27 School Year

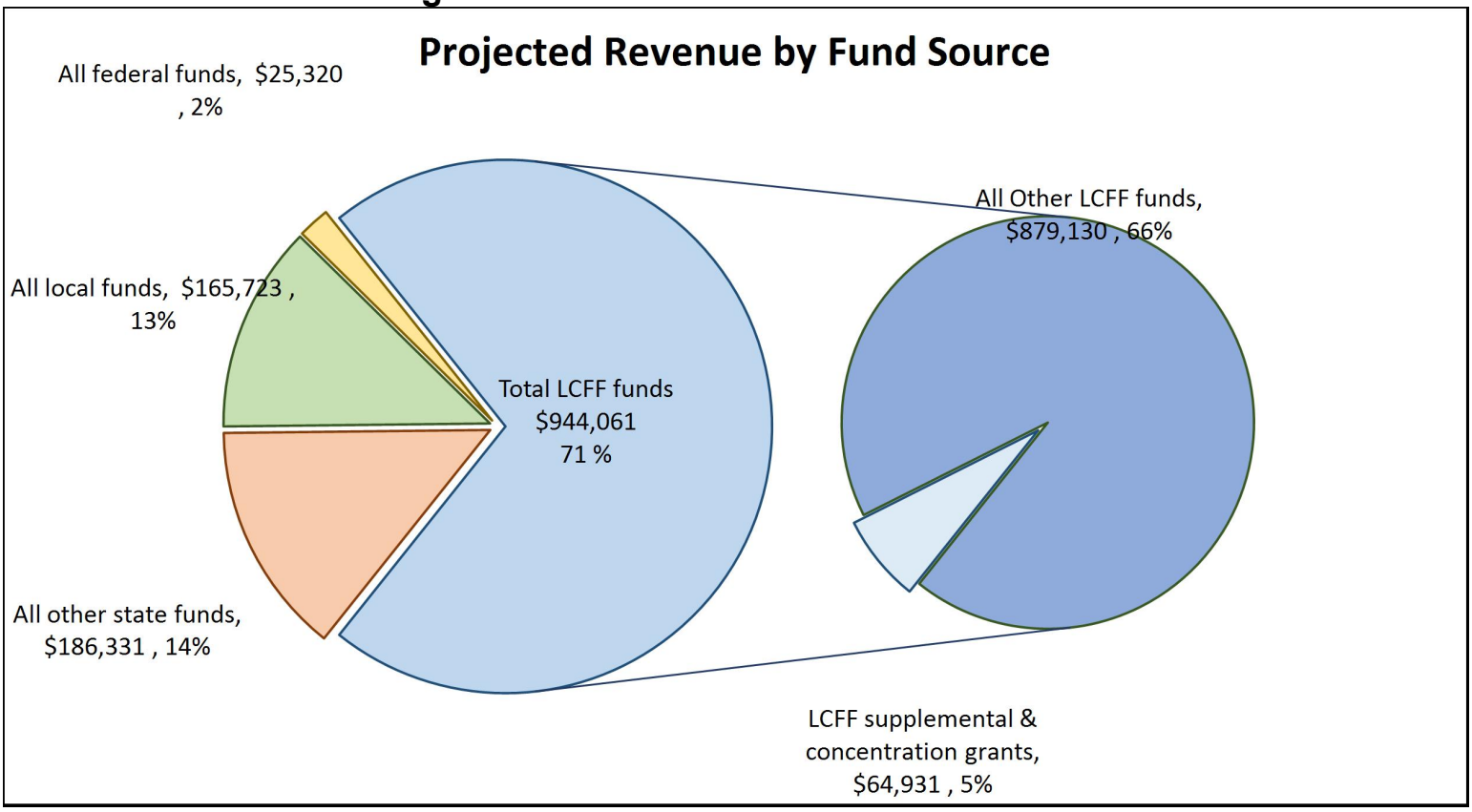

This chart shows the total general purpose revenue Whitmore Union Elementary School District expects to receive in the coming year from all sources.

The text description for the above chart is as follows: The total revenue projected for Whitmore Union Elementary School District is $1,321,435, of which $944,061 is Local Control Funding Formula (LCFF), $186,331 is other state funds, $165,723 is local funds, and $25,320 is federal funds. Of the $944,061 in LCFF Funds, $64,931 is generated based on the enrollment of high needs students (foster youth, English learner, and low-income students).

LCFF Budget Overview for Parents

The LCFF gives school districts more flexibility in deciding how to use state funds. In exchange, school districts must work with parents, educators, students, and the community to develop a Local Control and Accountability Plan (LCAP) that shows how they will use these funds to serve students.

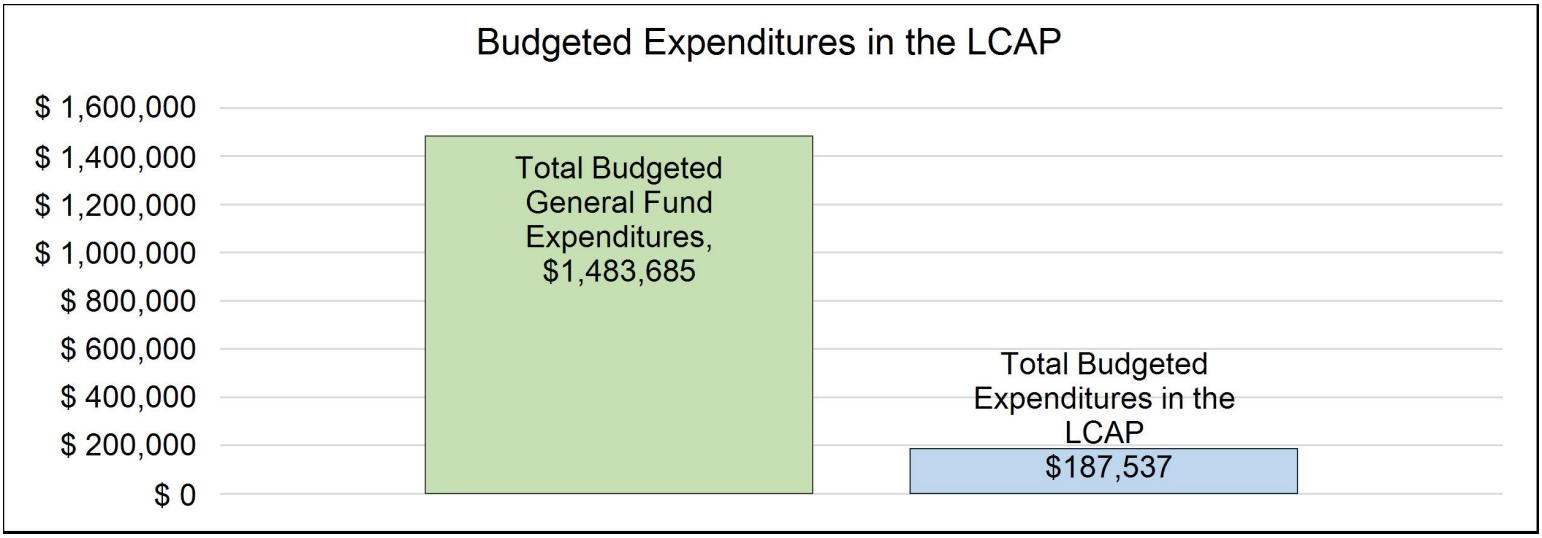

This chart provides a quick summary of how much Whitmore Union Elementary School District plans to spend for 2026-27. It shows how much of the total is tied to planned actions and services in the LCAP.

The text description of the above chart is as follows: Whitmore Union Elementary School District plans to spend $1,483,685 for the 2026-27 school year. Of that amount, $187,537 is tied to actions/services in the LCAP and $1,296,148 is not included in the LCAP. The budgeted expenditures that are not included in the LCAP will be used for the following:

The expenditures not included in the LCAP are additional instructional costs, administrative services, operational costs and facility upgrades.

Increased or Improved Services for High Needs Students in the LCAP for the 2026-27 School Year

In 2026-27, Whitmore Union Elementary School District is projecting it will receive $64,931 based on the enrollment of foster youth, English learner, and low-income students. Whitmore Union Elementary School District must describe how it intends to increase or improve services for high needs students in the LCAP. Whitmore Union Elementary School District plans to spend $57,062 towards meeting this requirement, as described in the LCAP.

The district is providing funding in small groups and one-on-one using State funding. The Diis also using some Federal funding to provide students the opportunity to use nature, experiments and encourage students in math and science.

LCFF Budget Overview for Parents

Update on Increased or Improved Services for High Needs Students in 2025-26

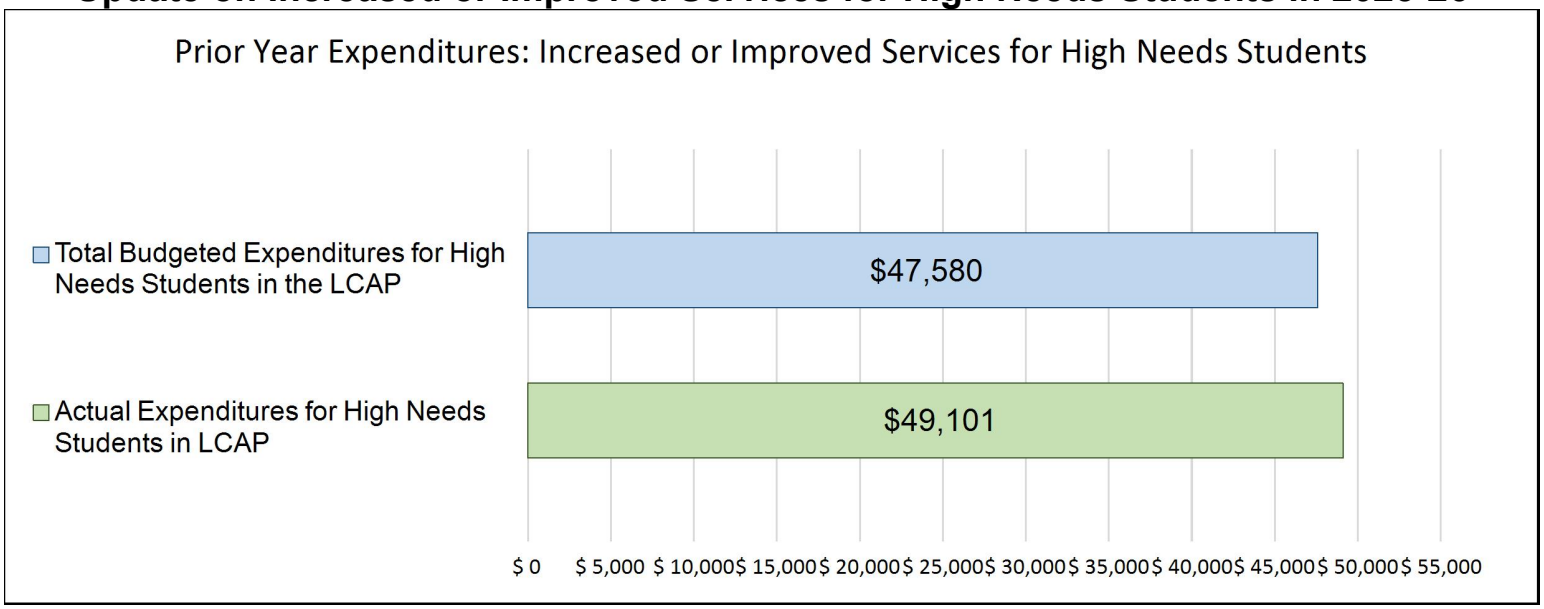

This chart compares what Whitmore Union Elementary School District budgeted last year in the LCAP for actions and services that contribute to increasing or improving services for high needs students with what Whitmore Union Elementary School District estimates it has spent on actions and services that contribute to increasing or improving services for high needs students in the current year.

The text description of the above chart is as follows: In 2025-26, Whitmore Union Elementary School District's LCAP budgeted $47,580 for planned actions to increase or improve services for high needs students. Whitmore Union Elementary School District actually spent $49,101 for actions to increase or improve services for high needs students in 2025-26.

The difference between the budgeted and actual expenditures of $1,521 had the following impact on Whitmore Union Elementary School District's ability to increase or improve services for high needs students:

The district projected some areas pf tje budget higher than the actual costs were realized. The district did accomplish the goals of the LCAP utilizing Federal and State funding sources.