

CITY OF CHICO

Finance Committee Agenda

Regular Meeting

Wednesday, April 15, 2026

9:00 a.m. to 11:00 a.m.

Meeting Location: Council Chamber Building, Conference Room 1, 421 Main St. Chico, CA

A Committee of the Chico City Council: Councilmember Hawley, Vice Mayor Bennett, and Chair van Overbeek

ADA Notice: Please contact the City Clerk at 896-7250 if you require an agenda in an alternative format or need a disability-related modification or accommodation to participate in a meeting. Requests should be received at least three working days in advance. Portable listening devices are available upon request.

Agenda Copies: Available at the meeting, at the City Clerk's Office (411 Main Street, Chico, CA 95928), or online at www.chicoca.gov. Posted on digital kiosk on 4/09/26.

Government Code 54957.5: Documents produced and distributed less than 72 hours prior to or during an open session will be made available for public inspection at the meeting and at the City Clerk's office at 411 Main St. from 8:00 a.m. to 5:00 p.m.

REGULAR AGENDA

A. FEE SCHEDULE UPDATE

In accordance with Budget Policy E.5, changes in the City's Fee Schedule will be brought to Council annually and incorporated into the budget approval process each year. The City Fee Schedule is adjusted annually by one of three methods:

- 1. New fees requested by departments.**
- 2. Fees subject to public hearing that are adjusted annually by applying specific municipal code automatic inflators.**
- 3. Fees the City Manager is authorized to adjust annually under the municipal code by applying cost of living adjustment inflators. Those fees are not presented here.**

The Finance Committee will be asked to consider fee increases and changes to the City's Fee Schedule.

Recommendation: *The Administrative Services Director recommends that the Finance Committee approve the new fees requested by departments and the changes to existing fees requiring public hearing and forward its recommendation to the City Council for consideration.*

B. MONTHLY FINANCIAL REPORTS AND 26-27 BUDGET PREVIEW

The Administrative Services Director will present the Monthly Financial Reports and Budget Monitoring Reports through February 28, 2026. **(Report – Barbara Martin, Administrative Services Director)**

- C. **PUBLIC COMMENTS** - *Members of the public may address the Committee at this time on any matter not already listed on the agenda, with comments being limited to three minutes. The Committee cannot take any action at this meeting on requests made under this section of the agenda.*

D. **ADJOURNMENT** - The meeting will adjourn no later than 11:00 a.m. to the next regular Finance Committee Meeting on May 20, 2026, at 9:00 a.m. in Conference Room 1 at 421 Main St.

SPEAKER ANNOUNCEMENT

NOTE: Citizens and other interested parties are encouraged to participate in the public process and will be invited to address the Committee regarding each item on the agenda. In order to maintain an accurate and complete record, the following procedural guidelines are being implemented:

1. Speaker Cards – speakers will be asked to print his/her name on a speaker card to address the Committee and provide card to the Clerk prior to the completion of the Staff Report.
2. The Clerk will call on speakers in the order the cards are received.
3. Speakers may address the Committee one time per agenda item.
4. Speakers will have three minutes to address the Committee.



TO: **Finance Committee**

FROM: Heather Childs, Accounting Manager

RE: City of Chico Proposed Fee Schedule Changes

REPORT IN BRIEF:

In accordance with Budget Policy E.5, changes in the City’s Fee Schedule will be brought to Council annually and incorporated into the budget approval process each year. The City Fee Schedule is adjusted annually by one of three methods:

1. New fees requested by departments.
2. Fees subject to public hearing that are adjusted annually by applying specific municipal code automatic inflators.
3. Fees the City Manager is authorized to adjust annually under the municipal code by applying cost of living adjustment inflators. Those fees are not presented here.

Along with the requirements of the City of Chico Budget Policy E.5, requests for certain fee increases are subject to procedural requirements as set forth in Government Code Sections 66016-66018, including notice and applicable public hearings.

The Finance Committee will be asked to consider fee increases and changes to the City’s Fee Schedule.

RECOMMENDATION:

The Administrative Services Director recommends that the Finance Committee approve the new fees requested by departments and the changes to existing fees requiring public hearing and forward its recommendation to the City Council for consideration.

FISCAL IMPACT:

Approval of the recommendation to forward fee adjustments to City Council will help ensure that the City is recovering its cost of providing services.

Budgeted: Yes **Supplemental Required:** No

DISCUSSION:

The Finance Committee is asked to review, approve, or comment on the proposed fee changes noted below.

Exhibit A – Department Requested Changes.

- Exhibit A-1: Police Department memo requesting updated fees
- Exhibit A-2: Police Department memo requesting updated parking fines
- Exhibit A-3: Animal Services memo requesting updated fees
- Exhibit A-4: Public Works O&M Department memo requesting updated fees
- Exhibit A-5: Public Works Engineering Department memo requesting new and updated fees
- Exhibit A-6: Public Works Engineering Department memo requesting new bridge lighting fees
- Exhibit A-7: Public Works Engineering Department memo requesting updated EV Charging fees
- Exhibit A-8: Administrative Services Department memo requesting new North Valley Fiber fees
- Exhibit A-9: Fire Department memo requesting new fees
- Exhibit A-10: Community Development Department memo requesting new and updated fees

Exhibit B – Proposed changes for FY2026-27 requiring a public hearing

This schedule reflects applicable changes as summarized below:

- **Automatic inflator fee increases.** Under Chico Municipal Code provisions and budget policies certain fees may be adjusted annually based on specific inflation indexes. Inflation indexes are as follows:
 - Consumer Price Index (CPI) – The rate of 2.41% is based on the Consumer Price Index as of February 2026.
 - Construction Cost Index (CCI) – The rate of -0.94% is based on the Engineering News Record Construction Cost Index for San Francisco as of March 2026.
 - California Department of Transportation Highway Construction Cost Index (HCI) – rate of 35.70%.
 - Non-Safety Personnel Compensation Rate (PC) – rate of 8.69%.
 - Safety Personnel Compensation Rate (SAFE) – rate of 8.47%.

ATTACHMENTS:

Exhibit A: City of Chico – Department Requested Fee Changes/Additions/Deletions

Exhibit B: City of Chico Detail Fee Schedule for Fees Requiring Public Hearing

Department	Fee Schedule #	Fee Schedule Title	Fee Item Description	Inflator	Previous Fees	Proposed Fee FY 26-27	Fee Change	Notes	Department Requested Changes
Police	30.020	Police Department Fees	Copy of Police Reports	PC	\$ 6.50	\$ 10.00	\$ 3.50	Per Report California Government Code 6253(b)	Increase to \$10.00 based on Comparison to Other Agencies
Police	30.020	Police Department Fees	Copy of Computer Aided Dispatch Incident	PC	\$ 6.50	\$ 10.00	\$ 3.50	Up to Three Incidents California Government Code 6253(b)	Increase to \$10.00 based on Comparison to Other Agencies
ASD - Finance	15.094	Parking Violations	Meter Violation		\$ 29.00	\$ 45.00	\$ 16.00	Fine amount includes \$11.00 of State/County Surcharges	Increase Fine to better align with CSU Chico
ASD - Finance	15.094	Parking Violations	Overtime Parking		\$ 24.00	\$ 45.00	\$ 21.00	Fine amount includes \$11.00 of State/County Surcharges	Increase Fine to better align with CSU Chico
ASD - Finance	15.094	Parking Violations	Limited Loading Zone		\$ 26.00	\$ 45.00	\$ 19.00	Fine amount includes \$11.00 of State/County Surcharges	Increase Fine to better align with CSU Chico
ASD - Finance	15.094	Parking Violations	One Vehicle in Two Spaces		\$ 24.00	\$ 45.00	\$ 21.00	Fine amount includes \$11.00 of State/County Surcharges	Increase Fine to better align with CSU Chico
ASD - Finance	15.094	Parking Violations	Angle Park Outside Lines		\$ 26.00	\$ 45.00	\$ 19.00	Fine amount includes \$11.00 of State/County Surcharges	Increase Fine to better align with CSU Chico
ASD - Finance	15.094	Parking Violations	Posted No Parking - Police		\$ 48.00	\$ 60.00	\$ 12.00	Fine amount includes \$11.00 of State/County Surcharges	Increase Fine to better align with CSU Chico
ASD - Finance	15.094	Parking Violations	Parallel/18" Wrong Way		\$ 40.00	\$ 45.00	\$ 5.00	Fine amount includes \$11.00 of State/County Surcharges	Increase Fine to better align with CSU Chico
ASD - Finance	15.094	Parking Violations	Driveway Blocking		\$ 26.00	\$ 45.00	\$ 19.00	Fine amount includes \$11.00 of State/County Surcharges	Increase Fine to better align with CSU Chico
ASD - Finance	15.094	Parking Violations	Parked Across Sidewalk		\$ 26.00	\$ 45.00	\$ 19.00	Fine amount includes \$11.00 of State/County Surcharges	Increase Fine to better align with CSU Chico
ASD - Finance	15.094	Parking Violations	Double Parking		\$ 33.00	\$ 45.00	\$ 12.00	Fine amount includes \$11.00 of State/County Surcharges	Increase Fine to better align with CSU Chico
ASD - Finance	15.094	Parking Violations	Parking Upon a Bridge		\$ 33.00	\$ 45.00	\$ 12.00	Fine amount includes \$11.00 of State/County Surcharges	Increase Fine to better align with CSU Chico
ASD - Finance	15.094	Parking Violations	Motorcycle Parking Area		\$ 26.00	\$ 33.00	\$ 7.00	Fine amount includes \$11.00 of State/County Surcharges	Increase Fine to better align with CSU Chico
ASD - Finance	15.094	Parking Violations	Unauthorized Permit		\$ -	\$ 178.00	\$ 178.00	Fine amount includes any applicable State/County Surcharges	Add Fine to better align with CSU Chico
ASD - Finance	15.094	Parking Violations	Forged or Altered Permit		\$ -	\$ 178.00	\$ 178.00	Fine amount includes any applicable State/County Surcharges	Add Fine to better align with CSU Chico
Police	30.010	Animal Shelter Fees	Impounding Fee: First Impoundment	PC	\$ 46.50	\$ 46.50	\$ -	Cats/Dogs	Maintain Current Fee (no increase) due to Barrier to Animal Redemption
Police	30.010	Animal Shelter Fees	Impounding Fee: First Impoundment	PC	\$ 18.50	\$ 18.50	\$ -	Other Pets	Maintain Current Fee (no increase) due to Barrier to Animal Redemption
Police	30.010	Animal Shelter Fees	Impounding Fee: Second Impoundment	PC	\$ 65.00	\$ 65.00	\$ -	Cats/Dogs	Maintain Current Fee (no increase) due to Barrier to Animal Redemption
Police	30.010	Animal Shelter Fees	Impounding Fee: Second Impoundment	PC	\$ 28.00	\$ 28.00	\$ -	Other Pets	Maintain Current Fee (no increase) due to Barrier to Animal Redemption
Police	30.010	Animal Shelter Fees	Impounding Fee: Third and Subsequent Impoundments	PC	\$ 84.00	\$ 84.00	\$ -	Cats/Dogs	Maintain Current Fee (no increase) due to Barrier to Animal Redemption
Police	30.010	Animal Shelter Fees	Impounding Fee: Third and Subsequent Impoundments	PC	\$ 37.50	\$ 37.50	\$ -	Other Pets	Maintain Current Fee (no increase) due to Barrier to Animal Redemption
Police	30.010	Animal Shelter Fees	Feed and Care: First Impoundment	PC	\$ 15.00	\$ 15.00	\$ -	Cats/Dogs	Maintain Current Fee (no increase) due to Barrier to Animal Redemption
Police	30.010	Animal Shelter Fees	Feed and Care: First Impoundment	PC	\$ 15.00	\$ 15.00	\$ -	Other Pets	Maintain Current Fee (no increase) due to Barrier to Animal Redemption

Department	Fee Schedule #	Fee Schedule Title	Fee Item Description	Inflator	Previous Fees	Proposed Fee FY 26-27	Fee Change	Notes	Department Requested Changes
Police	30.010	Animal Shelter Fees	Feed and Care: Subsequent Impoundment	PC	\$ 15.00	\$ 15.00	\$ -	Cats/Dogs	Maintain Current Fee (no increase) due to Barrier to Animal Redemption
Police	30.010	Animal Shelter Fees	Feed and Care: Subsequent Impoundment	PC	\$ 15.00	\$ 15.00	\$ -	Other Pets	Maintain Current Fee (no increase) due to Barrier to Animal Redemption
Police	30.010	Animal Shelter Fees	Disposal Per Animal	PC	\$ 30.50	\$ 30.50	\$ -		Maintain Current Fee (no increase) due to being an Essential Community Resource
Police	30.010	Animal Shelter Fees	Euthanasia Fee Under 50 lbs.	PC	\$ 31.50	\$ 31.50	\$ -	Under 50 lbs.	Maintain Current Fee (no increase) due to being an Essential Community Resource
Police	30.010	Animal Shelter Fees	Euthanasia Fee 50- 100 lbs.	PC	\$ 37.00	\$ 37.00	\$ -	50-100 lbs.	Maintain Current Fee (no increase) due to being an Essential Community Resource
Police	30.010	Animal Shelter Fees	Euthanasia Fee 100- 200 lbs.	PC	\$ 45.00	\$ 45.00	\$ -	100-200 lbs.	Maintain Current Fee (no increase) due to being an Essential Community Resource
Police	30.010	Animal Shelter Fees	Euthanasia Fee Over 200 lbs.	PC	\$ 45.00	\$ 45.00	\$ -	Over 200 lbs.	Maintain Current Fee (no increase) due to being an Essential Community Resource
Police	30.010	Animal Shelter Fees	Feed and Care Until Disposal For Each 24hr. Period	PC	\$ 16.00	\$ 16.00	\$ -	Cats/Dogs	Maintain Current Fee (no increase) due to being an Essential Community Resource
Police	30.010	Animal Shelter Fees	Feed and Care Until Disposal For Each 24hr. Period	PC	\$ 16.00	\$ 16.00	\$ -	Other Pets	Maintain Current Fee (no increase) due to being an Essential Community Resource
Police	30.010	Animal Shelter Fees	Cremation Services Processing Fee	PC	\$ 13.50	\$ 13.50	\$ -		Maintain Current Fee (no increase) due to being an Essential Community Resource
Police	30.010	Animal Shelter Fees	Dog Adoption	PC	\$ 59.00	\$ 59.00	\$ -		Maintain Current Fee (no increase) due to being an Essential Community Resource
Police	30.010	Animal Shelter Fees	Cat Adoption	PC	\$ 49.00	\$ 49.00	\$ -		Maintain Current Fee (no increase) due to being an Essential Community Resource
Police	30.010	Animal Shelter Fees	Small Animal Adoption	PC	\$ 13.50	\$ 13.50	\$ -		Maintain Current Fee (no increase) due to being an Essential Community Resource
Public Works	50.050	Sewer Fees	Wastewater Disposal Fee: 7,501 gallons or more (If Butte County notifies the City of an increase in the tipping fees at the Neal Road Landfill for wastewater disposal, the new fees will take effect immediately on the designed effective date.)		\$ 0.10	\$ 0.12	\$ 0.02	Per Gallon	Increase to \$0.12
Public Works	80.020	Park Division Fees	Depot Park reservation fees - Partial Day (4 hours or less)	PC	\$ 45.00	\$ -	\$ (45.00)	Fees based on venue for reservations with 150 or less people	Delete Fee. Park transferred to CARD

Department	Fee Schedule #	Fee Schedule Title	Fee Item Description	Inflator	Previous Fees	Proposed Fee FY 26-27	Fee Change	Notes	Department Requested Changes
Public Works	80.020	Park Division Fees	Depot Park Reservationfees - Full Day (8 Hours)	PC	\$ 83.00	\$ -	\$ (83.00)	Fees based on venue for reservations with 150 or less people	Delete Fee. Park transferred to CARD
Public Works	80.020	Park Division Fees	City Plaza Reservation - With Alcohol - Application Processing Fee	PC	\$ 55.00	\$ 61.00	\$ 6.00		Increase to align with other application processing fees
Public Works	60.020	Public Infrastructure Repair/Replacement Cost	Type 15 Pole with dual mast arm	CPI	\$ 4,998.00	\$ 6,971.00	\$ 1,973.00		Increase to \$6,971.00
Public Works	60.020	Public Infrastructure Repair/Replacement Cost	Luminaire (Cree XSP Type)	CPI	\$ 517.00	\$ 347.00	\$ (170.00)		Decrease Fee to \$347.00
Public Works	60.020	Public Infrastructure Repair/Replacement Cost	Tesco Power Pedestal	CPI	\$ 3,880.00	\$ 6,035.00	\$ 2,155.00		Increase Fee to \$6,035.00
PW - Capital Projects	60.020	Rental of City-Owned Equipment and Personnel	Equipment Costs: TV Van (Sewer)	PC	\$ 139.50	\$ 155.00	\$ 15.50	Per Hour	Increase Fee to \$155.00
PW - Capital Projects	60.020	Rental of City-Owned Equipment and Personnel	Equipment Costs: Street Sweeper, All Types	PC	\$ 150.50	\$ 165.00	\$ 14.50	Per Hour	Increase Fee to \$165.00
PW - Capital Projects	60.020	Rental of City-Owned Equipment and Personnel	Equipment Costs: Jet Rodder	PC	\$ 161.50	\$ 170.00	\$ 8.50	Per Hour	Increase Fee to \$170.00
PW - Capital Projects	60.020	Rental of City-Owned Equipment and Personnel	Equipment Costs: Patch Truck- 3 and 4 Yard	PC	\$ 66.50	\$ 85.00	\$ 18.50	Per Hour	Increase Fee to \$85.00
PW - Capital Projects	60.020	Rental of City-Owned Equipment and Personnel	Equipment Costs: Aerial Tower/Truck (37') Traffic	PC	\$ 57.50	\$ 95.00	\$ 37.50	Per Hour	Increase to \$95.00
PW - Capital Projects	60.020	Rental of City-Owned Equipment and Personnel	Equipment Costs: Aerial Tower/Truck (70') Park	PC	\$ 76.00	\$ 125.00	\$ 49.00	Per Hour	Increase to \$125.00
PW - Capital Projects	60.020	Rental of City-Owned Equipment and Personnel	Asphalt Grinder w/o Conv	PC	\$ 58.50	\$ 140.00	\$ 81.50	Per Hour	Increase to \$140.00
PW - Capital Projects	60.020	Rental of City-Owned Equipment and Personnel	Bob Cat Skid Steer	PC	\$ 88.00	\$ 92.00	\$ 4.00	Per Hour	Increase to \$92.00
PW - Capital Projects	60.020	Rental of City-Owned Equipment and Personnel	Champion Motor Grader 10' Blade	PC	\$ 129.50	\$ 165.00	\$ 35.50	Per Hour	Increase to \$165.00
PW - Capital Projects	60.020	Rental of City-Owned Equipment and Personnel	Chipper 8"	PC	\$ 762.50	\$ 48.00	\$ (714.50)	Per Hour	Decrease to \$48.00
PW - Capital Projects	60.020	Rental of City-Owned Equipment and Personnel	Chipper 19"	PC	\$ 153.50	\$ 120.00	\$ (33.50)	Per Hour	Decrease to \$120.00
PW - Capital Projects	60.020	Rental of City-Owned Equipment and Personnel	Compressor, 100-149 CFM	PC	\$ 22.00	\$ 35.00	\$ 13.00	Per Hour	Increase to \$35
PW - Capital Projects	60.020	Rental of City-Owned Equipment and Personnel	Dump Bed Linder - (Leaf box Attachment)	PC	\$ 3.00	\$ 5.00	\$ 2.00	Per Hour	Increase to \$5.00
PW - Capital Projects	60.020	Rental of City-Owned Equipment and Personnel	Dump Truck (2 axle 35,000 GVWR)	PC	\$ 62.50	\$ 82.00	\$ 19.50	Per Hour	Increase to \$82.00
PW - Capital Projects	60.020	Rental of City-Owned Equipment and Personnel	Forklift 3 Ton	PC	\$ 53.00	\$ 60.00	\$ 7.00	Per Hour	Increase to \$60
PW - Capital Projects	60.020	Rental of City-Owned Equipment and Personnel	Grapple Truck	PC	\$ 144.50	\$ 185.00	\$ 40.50	Per Hour	Increase to \$185.00
PW - Capital Projects	60.020	Rental of City-Owned Equipment and Personnel	Honda Civic Hybrid	PC	\$ 17.50	\$ 21.00	\$ 3.50	Per Hour	Increase to \$21.00
PW - Capital Projects	60.020	Rental of City-Owned Equipment and Personnel	Line Marker, Paint	PC	\$ 67.00	\$ 72.00	\$ 5.00	Per Hour	Increase to \$72.00
PW - Capital Projects	60.020	Rental of City-Owned Equipment and Personnel	Line Marker, Thermoplastic	PC	\$ 161.50	\$ 175.00	\$ 13.50	Per Hour	Increase to \$175
PW - Capital Projects	60.020	Rental of City-Owned Equipment and Personnel	Message Board	PC	\$ 13.00	\$ 18.00	\$ 5.00	Per Hour	Increase to \$18.00
PW - Capital Projects	60.020	Rental of City-Owned Equipment and Personnel	Loader - Rubber Tired	PC	\$ 79.50	\$ 125.00	\$ 45.50	Per Hour	Increase to \$125.00

Department	Fee Schedule #	Fee Schedule Title	Fee Item Description	Inflator	Previous Fees	Proposed Fee FY 26-27	Fee Change	Notes	Department Requested Changes
PW - Capital Projects	60.020	Rental of City-Owned Equipment and Personnel	Paver Asphalt - Self Propelled	PC	\$ 163.00	\$ 205.00	\$ 42.00	Per Hour	Increase to \$205
PW - Capital Projects	60.020	Rental of City-Owned Equipment and Personnel	Pickup, 1 Ton	PC	\$ 29.50	\$ 35.00	\$ 5.50	Per Hour	Increase to \$35.00
PW - Capital Projects	60.020	Rental of City-Owned Equipment and Personnel	Pickup, 1/2 Ton	PC	\$ 24.00	\$ 32.00	\$ 8.00	Per Hour	Increase to \$32.00
PW - Capital Projects	60.020	Rental of City-Owned Equipment and Personnel	Pickup, 3/4 Ton	PC	\$ 24.00	\$ 33.00	\$ 9.00	Per Hour	Increase to \$33.00
PW - Capital Projects	60.020	Rental of City-Owned Equipment and Personnel	Pickup, 4 WD	PC	\$ 24.00	\$ 36.00	\$ 12.00	Per Hour	Increase to \$36.00
PW - Capital Projects	60.020	Rental of City-Owned Equipment and Personnel	Pickup, Light Utility	PC	\$ 19.00	\$ 28.00	\$ 9.00	Per Hour	Increase to \$28.00
PW - Capital Projects	60.020	Rental of City-Owned Equipment and Personnel	Pole Trailer	PC	\$ 1.00	\$ 3.00	\$ 2.00	Per Hour	Increase to \$3.00
PW - Capital Projects	60.020	Rental of City-Owned Equipment and Personnel	Pressure Washer	PC	\$ 14.00	\$ 18.00	\$ 4.00	Per Hour	Increase to \$18.00
PW - Capital Projects	60.020	Rental of City-Owned Equipment and Personnel	Pump, 4" Trash	PC	\$ 41.50	\$ 46.00	\$ 4.50	Per Hour	Increase to \$46.00
PW - Capital Projects	60.020	Rental of City-Owned Equipment and Personnel	Roller (Asphalt) IR DD34HF	PC	\$ 47.50	\$ 95.00	\$ 47.50	Per Hour	Increase to \$95.00
PW - Capital Projects	60.020	Rental of City-Owned Equipment and Personnel	Sand Spreader (code TM)	PC	\$ 5.00	\$ 8.00	\$ 3.00	Per Hour	Increase to \$8.00
PW - Capital Projects	60.020	Rental of City-Owned Equipment and Personnel	Sedan	PC	\$ 19.00	\$ 21.00	\$ 2.00	Per Hour	Increase to \$21.00
PW - Capital Projects	60.020	Rental of City-Owned Equipment and Personnel	Sewer Rodder, Mechanical	PC	\$ 72.50	\$ 105.00	\$ 32.50	Per Hour	Increase to \$105.00
PW - Capital Projects	60.020	Rental of City-Owned Equipment and Personnel	SUV	PC	\$ 19.00	\$ 24.00	\$ 5.00	Per Hour	Increase to \$24.00
PW - Capital Projects	60.020	Rental of City-Owned Equipment and Personnel	Tink Claw (For Komatsu & CAT)	PC	\$ 20.50	\$ 15.00	\$ (5.50)	Per Hour	Decrease to \$15.00
PW - Capital Projects	60.020	Rental of City-Owned Equipment and Personnel	Tractor, 310SG JD Backhoe/Loader	PC	\$ 102.00	\$ 125.00	\$ 23.00	Per Hour	Increase to \$125.00
PW - Capital Projects	60.020	Rental of City-Owned Equipment and Personnel	Tractor, JD 4WD Rubber Tire AG	PC	\$ 59.50	\$ 82.00	\$ 22.50	Per Hour	Increase to \$82.00
PW - Capital Projects	60.020	Rental of City-Owned Equipment and Personnel	Trailer Mounted Electric Gen	PC	\$ 28.00	\$ 32.00	\$ 4.00	Per Hour	Increase to \$32.00
PW - Capital Projects	60.020	Rental of City-Owned Equipment and Personnel	Truck, Chipper Dump	PC	\$ 43.00	\$ 75.00	\$ 32.00	Per Hour	Increase to \$75.00
PW - Capital Projects	60.020	Rental of City-Owned Equipment and Personnel	Truck, Water (2 Axle 33,000 GVWR)	PC	\$ 49.50	\$ 85.00	\$ 35.50	Per Hour	Increase to \$85.00
PW - Capital Projects	60.020	Rental of City-Owned Equipment and Personnel	Van, Chevy Express Cargo (Grafitti)	PC	\$ 25.50	\$ 30.00	\$ 4.50	Per Hour	Increase to \$30.00
PW - Engineering	60.020	Engineering Fees	Plan Check, Inspection and/or Engineering Fees - Construction Inspection Fee	PC	\$ 541.00	\$ 325.00	\$ (216.00)	Per Inspection	Decrease Fee to \$325.00 to better align with actual inspection times
PW - Engineering	60.020	Engineering Fees	Encroachment Permit: Single On-Site Inspection	PC	\$ -	\$ 371.00	\$ 371.00		Add Fee at \$371.00
PW - Engineering	60.140	Engineering Fees	Bikeway 99 Bridge Special Ligting Processing Fee	PC	\$ -	\$ 300.00	\$ 300.00		Add Fee for administration of special lighting requests
ASD - Finance	15.090	Parking Fees and Rates	Electric Vehicle Charging		\$ 0.20	\$ 0.41	\$ 0.21	Kilowatt Per Hour	Increase fee to better assist with cost recovery

Department	Fee Schedule #	Fee Schedule Title	Fee Item Description	Inflator	Previous Fees	Proposed Fee FY 26-27	Fee Change	Notes	Department Requested Changes
ASD - North Valley Fiber	17.010	North Valley Fiber Fees	Monthly Network Fee - Base Fee (per customer/month)	CPI	\$ -	\$ 25.00	\$ 25.00	Fixed monthly charge per active subscriber	Add Fee for North Valley Fiber
ASD - North Valley Fiber	17.010	North Valley Fiber Fees	Monthly Network Fee - Revenue Share	CPI	\$ -	See Note	See Note	20% of total monthly fee charged to end customer by ISP	Add Fee for North Valley Fiber
ASD - North Valley Fiber	17.020	North Valley Fiber Fees	Break/Fix - Emergency Repair/Restoration	CPI	\$ -	See Note	See Note	Actual Cost + 20% Administrative Fee	Add Fee for North Valley Fiber
ASD - North Valley Fiber	17.020	North Valley Fiber Fees	Break/Fix - Scheduled Maintenance/Repair	CPI	\$ -	See Note	See Note	Actual Cost + 20% Administrative Fee	Add Fee for North Valley Fiber
Fire	40.030	Fire Department Fees	Defensible Space Inspection		\$ -	\$ 202.00	\$ 202.00	Per hour, half-hour minimum per inspection	Add Fee to support requirement of AB38, Public Resources Code section 4291
CDD - Building	21.025	Building Fees	Energy Resale Inspection Fee	PC	\$ -	\$ -	\$ -	Per Unit	Remove Fee. This is no longer a provided service
CDD - Building	21.025	Building Fees	Penalty for work completed with no permit application is 3x the Building permit Fee		\$ -	See Note	See Note	3x the Related Building Permit Fee	Add Fee Calculated at 3x the related Building permit fee
CDD - Building	21.025	Building Fees	Penalty for work completed during plan check process or prior to permit issuance is 2x the Building Fee		\$ -	See Note	See Note	2x the Related Building Permit Fee	Add Fee Calculated at 2x the related Building permit fee
CDD - Building	21.025	Building Fees	Ground Mount Solar racking permit for residential and commercial projects. Separate permit required.	PC	\$ -	\$ 876.00	\$ 876.00		Add \$876.00 fee
CDD - Building	21.025	Building Fees	Solar with independent support structure	PC	\$ 806.00	\$ -	\$ (806.00)		Delete Fee. This Fee is now included in the Ground Mount solar fee above
CDD - Building	21.025	Building Fees	Post permit issuance revisions are charged hourly rate	PC	\$ -	\$ 253.00	\$ 253.00		Add \$253.00 fee



CITY OF CHICO MEMORANDUM

TO: Barbara Martin, ASD Director DATE: 03/27/26

FROM: Gina Catallo-Kokoletsos, Animal Services Manager FILE:

SUBJECT: 2026/27 Fee Schedule Updates – Animal Services Requests

ASD Director Martin,

The Chico Police Department Animal Services Division requests that Animal Shelter Impound Fees, Feed/Care Fees, Adoption Fees, Animal Licensing Fees, as well as Euthanasia, Cremation, and Disposal Fees remain unchanged and do not increase in FY2026/27.

Increasing these fees would create barriers to animal redemption and adoption. Additionally, euthanasia and aftercare services provided through the Animal Shelter represent the only low-cost option available in Chico and are an essential resource for residents who cannot afford these services elsewhere.

Respectfully Submitted,

Gina Catallo-Kokoletsos

Gina Catallo-Kokoletsos (Mar 27, 2026 09:41:06 PDT)

Gina Catallo-Kokoletsos, Animal Services Manager

Approved By:

Billy Aldridge (Mar 27, 2026 09:42:02 PDT)

Billy Aldridge, Chief of Police



CITY OF CHICO MEMORANDUM

TO: BARBARA MARTIN, ADMIN SERVICES DIRECTOR DATE: TUESDAY, APRIL 07, 2026

FROM: SKYLER LIPSKI, PUBLIC WORKS DIRECTOR – O&M FILE: FEE UPDATES

SUBJECT: REVISED FEE UPDATES FOR FY 2026/27

Discussion:

The purpose of this memo is to identify changes to existing fees for the FY 2026/27 Fee Schedule.

Public Works Fees – Park Division Fees

- Remove Depot Park fees, as this is being transferred to CARD.
- Change City Plaza Reservations with Alcohol Application Processing Fee to \$61 to match all other application processing fees.
- Increase the Wastewater Disposal Fee (7,501 gallons or more) from \$0.10/gal to \$0.12/gal.
- Increase fees for the following Public Infrastructure Repair/Replacement Costs:
 - o Type 15 Pole with Dual Mast Arm
 - o Luminaire (Cree XSP Type)
 - o Tesco Power Pedestal
- Update all Equipment Costs under the Rental of City-Owned Equipment and Personnel section to match current rates.
- Update all Personnel Costs under the Rental of City-Owned Equipment and Personnel section per PC inflator.

Recommendation:

The Director of Public Works O&M recommends updating existing fees for the FY 2026/27 Fee Schedule as listed above.

Reviewed and approved by:

Skyler Lipski

Skyler Lipski
Public Works Director – O&M



CITY OF CHICO MEMORANDUM

TO: Heather Childs - Accounting Manager

DATE: March 27, 2026

FROM: Felicia McDowell, Senior Civil Engineer BO

FILE: Fees

SUBJECT: Public Works Fees and Engineering Fees

Purpose

To outline the rationale for proposed adjustments to the Public Works Fees, sub-section Public Right of Way Fee and to the Engineering Fees, sub-section Plan Check, Inspection and/or Engineering Fee structure. These adjustments are intended to better align fees with the level of effort required, improve efficiency, and ensure equitable cost recovery.

Proposed Adjustments

1. Addition of a Single On-Site Inspection Option to Public Works Fees, sub-section Public Right of Way Fees.

It is proposed to introduce a Single On-Site Inspection option for encroachment permits with a limited scope of work that requires minimal inspection oversight.

Rationale:

- Certain permit types involve straightforward work with low complexity and minimal risk to public infrastructure.
- The current fee structure assumes multiple inspections, which may not be necessary for these simpler projects.
- Providing a single inspection option allows fees to more accurately reflect the actual level of staff effort required.
- This adjustment promotes fairness by ensuring applicants are not overcharged for services that are not needed.
- It may also improve processing efficiency by reducing unnecessary inspection scheduling and coordination.

Proposed Single On-Site Inspection Fee Calculation:

POSITION	HOUR	RATE	TOTAL
Engineering Technician	1	\$154.40	\$154.42
Construction Inspector	1	\$216.34	\$216.34
Total			\$370.76 (\$371)

2. Revision of the Construction Inspection Fee

It is proposed to rename the Construction Inspection Fee, which falls under Engineering Fees, sub-section Plan Check, Inspection and/or Engineering Fees category, to Construction Inspection Fee (Final Engineering) and also, reducing the assumed inspection duration from 3 hours to 1.5 hours, resulting in a corresponding decrease in the fee.

Rationale:

- A review of recent inspection data indicates that final engineering construction inspections for many Building Permit projects typically require less time than currently assumed.
- The existing 3-hour allocation overestimates the level of effort needed for standard final inspections.
- Reducing the assumed duration to 1.5 hours more accurately reflects current practice and staff time commitments.
- This adjustment supports a more precise cost-recovery model while maintaining the City's ability to adequately perform required inspections.
- It ensures consistency between actual field conditions and the fee structure.

Proposed Fee Calculation:

POSITION	HOUR	RATE	TOTAL
Construction Inspector	1.5	\$216.34	\$324.51
Total			\$324.51 (\$325)

Conclusion

These proposed adjustments are intended to improve alignment between fees and actual services provided, enhance transparency, and support equitable cost recovery. By refining the fee structure to better reflect project complexity and staff effort, the City can continue to provide efficient and fair service to applicants.

Rate Structures

Tier	Rate	Objective
Current Rate	\$0.20c	Current EV charging rate: ~ 55% Subsidy compared to revenues of ~\$28,000/Year cost to City General Fund (Estimate 2025*)
Break-Even Rate	\$0.41c per kWh	Recovers the direct cost of energy only.
Public Rate	\$0.48c per kWh	Provides a stable "all-in" price that covers energy, seasonal peaks.
Cost Recovery Rate	\$0.55c per kWh	Aims to recover the original capital investment and hardware depreciation over a 7-10 year horizon. EV chargers installation was heavily subsidized by Grants (80%), so this rate would capture future anticipated costs.

* Estimate 2025: EV Charging Revenues \$21,184, Estimated Total Cost of energy ~49K, cost to General Fund ~ \$28k,

Recommendation

Engineering is recommending a rate of **\$0.41c per kWh** as this rate balances energy cost recovery while acknowledging other City policies related to reduced-cost or subsidized charging.

We further recommend reviewing this rate annually to adjust for PG&E's scheduled rate increases and changing City solar export credits.

CITY OF CHICO MEMORANDUM

TO:	BARBARA MARTIN, ADMINISTRATIVE SERVICES DIRECTOR	DATE:	04/07/26
FROM:	JOSH MARQUIS, DEPUTY DIRECTOR – IS		
SUBJECT:	FY 2026/2027 FEE SCHEDULE UPDATE – NORTH VALLEY FIBER UTILITY		

Discussion:

The purpose of this memo is to identify new fees to be added to the FY 2026/2027 Fee Schedule in connection with the City’s fiber optic utility, North Valley Fiber (NVF). These fees establish a cost recovery framework for services provided through the City’s fiber network.

North Valley Fiber’s primary mission is to break down digital barriers, promote digital equity, and provide reliable, affordable high-speed internet to every resident of Chico. The proposed fee structure has been developed to balance two objectives: achieving cost recovery for network operations and maintenance, while keeping costs low enough for Internet Service Providers (ISPs) to deliver affordable service to residents, consistent with NVF’s commitment to a minimum of \$40 per month for 100 Mbps or faster service with free installation and no equipment fees.

Proposed fees are benchmarked against similar California municipal fiber utilities and adjusted for Chico’s market position as a mid-sized city in rural Northern California. Where California-specific data were not available, industry-standard rates from comparable municipal and wholesale providers have been used.

Alignment with North Valley Fiber Project Goals:

The fee structure directly supports the following NVF project goals:

- Maintain Affordable Pricing for Consumers – The \$25/month network fee provides ISPs sufficient margin to price basic service at or below \$40/month.
- Bridge the Digital Divide – Keeping infrastructure fees low reduces the cost floor for ISPs, enabling them to offer affordable entry-level plans that reach underserved households.
- Reduce Dependence on Third-Party Providers – The open-access model with competitive ISP access fees attracts multiple service providers, giving residents choice and reducing reliance on incumbent carriers.
- Improve Public Services & Emergency Response – City-owned fiber infrastructure supports City departments, public safety agencies, and smart city applications.

Proposed New Fees – North Valley Fiber:

1. Monthly Network Fee (ISP Access)

This is a recurring per-customer, per-month fee covering the cost of the physical fiber connection, ONT equipment, middle-mile transport, and network maintenance. The fee consists of a static base component and a revenue-sharing percentage component.

Fee Component	Proposed Amount	Notes
Base Fee (per customer/month)	\$25.00	Fixed monthly charge per active subscriber
Revenue Share Percentage	20%	Of total monthly fee charged to end customer by ISP

Rationale: Similar open-access networks charge \$30-\$50/month (UTOPIA model, Palo Alto). The \$25 base is set below these benchmarks to support NVF's affordability commitment while providing strong cost recovery. At a \$40/month retail price for basic service, the ISP pays \$25 base + \$8 revenue share (20% of \$40) = \$33 to NVF, retaining \$7 for service delivery. This margin is viable for ISPs at the entry-level tier when subscriber volume is achieved, and improves significantly on higher-priced plans. For example, on a \$70/month gigabit plan, NVF receives \$25 + \$14 = \$39, while the ISP retains \$31. The revenue share component ensures NVF's income scales proportionally with premium service adoption.

2. Break/Fix Services

Repair and restoration services for damage to leased conduit, fiber, or network equipment caused by the lessee or third parties.

Service	Fee Basis	Notes
Emergency Repair / Restoration	Actual Cost + 20% Administrative Fee	Materials, labor, and contractor costs
Scheduled Maintenance / Repair	Actual Cost + 20% Administrative Fee	Materials, labor, and contractor costs

Rationale: Break/fix services are variable in scope and cost. The industry-standard approach is to pass actual costs through to the responsible party with an administrative markup of 15–20% to cover staff coordination, documentation, and procurement overhead. Average fiber cable repair incidents cost \$15,000–\$20,000; fiber drop replacements average approximately \$1,000 per incident.

Recommendation:

Based on the California municipal benchmarks, market analysis, and alignment with North Valley Fiber's project goals of affordable pricing, digital equity, and reducing dependence on third-party providers, I recommend the City adopt the proposed North Valley Fiber fees as outlined in this memo for inclusion in the FY 2026/2027 Master Fee Schedule. The proposed rates achieve cost recovery while supporting NVF's commitment to reducing costs for customers and advancing broad community connectivity goals.



CITY OF CHICO MEMORANDUM

TO: Interim Fire Chief Bill Hack DATE: April 2, 2026

FROM: Paul Ricketts, Fire Marshal

SUBJECT: FY 2026/2027 Fee Schedule Update for Fire Department Fees

The purpose of this memorandum is to outline proposed new fees and changes to existing fees for inclusion in the FY 2026–2027 Fee Schedule.

Proposed New Fee Request

In accordance with State Assembly Bill 38, sellers of real property located within areas designated as High or Very High Fire Hazard Severity Zones by the Director of Forestry and Fire Protection must provide buyers with documentation confirming compliance with Section 4291 of the Public Resources Code.

To support this requirement, a new fee is proposed to recover the cost of conducting defensible space inspections for properties located within these hazard zones inside city limits. We are proposing the new fee of \$202.00 per hour (half hour minimum, per inspection) to fall in line with the fee structure for General Fire and Life Safety Inspections.

Rationale:

1. Property Inspection: Defensible space inspections will be required for any real estate transaction involving property located in a High or Very High Fire Hazard Severity Zone within the city.
2. Administrative Overhead: Staff time is necessary to schedule, document, and process invoices associated with these inspections.

Reviewed and Approved By:

A handwritten signature in black ink, appearing to read "Bill Hack", written over a horizontal line.

Interim Fire Chief, Bill Hack



CITY OF CHICO MEMORANDUM

TO: BARBARA MARTIN, FINANCE DIRECTOR DATE: TUESDAY, APRIL 07, 2026

FROM: DALE J. FLETCHER, CDD DEPUTY DIRECTOR

SUBJECT: 2026 REVISED AND NEW FEE UPDATES

Discussion:

The purpose of this memo is to identify fee adjustments, re-establish fees that were previously removed from the master fee list, add descriptions, and process clarifications to the current Master Fee list. The memo includes one recommendation to exempt the demolition fee for structures being donated and accepted by the City of Chico Fire Department for training purposes. The general updates included are recommended based on services provided and to reduce the overall impact on the general fund.

In general, the recommended fee updates are as follows:

Fees to be removed:

- Energy Resale inspections. We do not perform these inspections and recommend we remove this fee from the Master List.
- Commercial Demolition Permit Fee to be removed – entry is duplicated
- Remove solar with independent solar structure. It is now included in the new ground mount solar structure fee.

New fees:

- Ground mount solar racking permit for Residential and Commercial permits.
- Work without a permit. Penalty for work completed without permit application is three times the building permit fee.
- Work without a permit. Penalty for work completed during plan check process or prior to permit issuance is two times the building permit fee.
- Add new line under hourly plan review fee for revisions after permit issuance, and the fee applies to permit applications after the initial plan review and the first resubmittal are complete.

Justification / Clarification:

Clarifying language has been added to existing Residential and Commercial Demolition fees to include a provision allowing the demolition fee to be waived if permissions and approvals are obtained for demolition by the Fire Department

The intent is to recommend waiving the demolition permit fee when a structure has been donated and accepted by the Fire Department for local emergency training purposes. This is an incentive to the property owner to partner with the city to provide training for emergency staff prior to the removal of building(s), debris, and other infrastructure.

The Fire Department will be sponsoring the training and will be documented as the agent for the permit application. The Fire Department is responsible for conducting a site to evaluate the conditions for safety and environmental concerns prior to accepting the structure. The request to waive the fee must be in writing and attached to the demolition permit application. The Fire Department is responsible for coordinating with the property owner to verify the permit has been issued and all utilities are properly disconnected prior to the training activity. Efforts to notify the public in advance of air quality concerns and potential calls for service at the location.

Once the training exercise is complete, the property owner is responsible for securing the site by providing barriers or other protective means within twenty-four hours to prevent public access. Demolition must begin within 14 days, and all demolition requirements must be followed including maintaining barriers until demolition has received a final inspection and approval by the Building Division.

Justification / Clarification:

The complexity for all ground mount systems over 7' in height vary greatly based on ground conditions, lava, slope, size and configuration of the solar array. There are several types of systems that can be designed and each require a structural review specific to the soils, construction materials, and compatibility of components for the project. The city fee schedule has a fee adopted for Residential ground mount; however, the fee should apply to both Residential and Commercial projects. The racking system is a separate permit from the electrical system and solar. The fee is based on the minimum time necessary for permit plan review, additional site inspections, and monitoring special inspections.

Justification / Clarification:

Recommendation to add an hourly plan review fee in the fee schedule for clarity. The fee will be available for all permit types to cover additional plan review time after the initial submittal and first resubmittal are complete and returned to the applicant. The hourly fee applies to additional review and approval required for project changes that modify the original city approved construction documents after the building permit is issued.

Justification / Clarification:

The city had previously adopted building division fees to include a fee for working without a permit. This included an additional fee calculated at three times the building permit fee for work starting prior to submitting a permit application. There was also a fee calculated at two times the permit cost for work commencing after applying for a building permit, but work started prior to the permit being issued. The fee for working without a permit is universal across Residential and Commercial and all permit types that require a building permit may be subject to the additional fee.

Recommendation

Based on the efforts to promote cost recovery, I recommend the City consider making the suggested edits, and adopting the proposed new fees that are directly related to services rendered to help reduce potential impact on the general fund.

Respectfully,

Dale J. Fletcher, Deputy Director – Building Official
Floodplain Administrator
City of Chico, Community Development Department
411 Main Street, Chico, CA 95928
PO Box 3420, Chico, CA 95927
(530) 879-6701

Department	Fee Schedule #	Fee Schedule Title	Fee Item Description	Inflator	Previous Fees	Proposed Fee FY 26-27	Fee Change	Notes
CDD - Planning	11.010	City Processing Fees	Owner-occupied, Single-family residences on lots which cannot be further subdivided - Annexation Deposit	PC	\$ 10,064.00	\$ 10,938.50	\$ 874.50	Real Time Deposit
CDD - Planning	11.010	City Processing Fees	Fully developed properties - Annexation Deposit	PC	\$ 11,308.00	\$ 12,291.00	\$ 983.00	Real Time Deposit
CDD - Planning	11.010	City Processing Fees	Vacant properties or partially developed properties - Annexation Deposit	PC	\$ 11,308.00	\$ 12,291.00	\$ 983.00	Real Time Deposit
CDD - Planning	21.010	Planning Fees	Tentative Subdivision Map	PC	\$ 30,742.00	\$ 33,413.00	\$ 2,671.00	Real Time Deposit
CDD - Planning	21.010	Planning Fees	Tentative Parcel Map	PC	\$ 15,225.00	\$ 16,548.00	\$ 1,323.00	Real Time Deposit
CDD - Planning	21.010	Planning Fees	Condominium Conversion- Tentative Map	PC	\$ 9,447.00	\$ 10,268.00	\$ 821.00	Real Time Deposit
CDD - Planning	21.010	Planning Fees	Use Permit - Single Family Owner Occupied Residences	PC	\$ 9,293.00	\$ 10,101.00	\$ 808.00	
CDD - Planning	21.010	Planning Fees	Use Permit - Wireless Telecommunications Facilities	PC	\$ 18,762.00	\$ 20,393.00	\$ 1,631.00	
CDD - Planning	21.010	Planning Fees	Use Permit - Family Daycare Homes	PC	\$ 903.00	\$ 981.00	\$ 78.00	Removed 2023-24 - obsolete
CDD - Planning	21.010	Planning Fees	Use Permit - Any use other than those in Section III.C.1.a.,b.,c., above- Action by Zoning Administrator	PC	\$ 11,453.00	\$ 12,449.00	\$ 996.00	
CDD - Planning	21.010	Planning Fees	Use Permit - Any use other than those in Section III.C.1.a.,b.,c., above- Action by Planning Commission	PC	\$ 16,017.00	\$ 17,409.00	\$ 1,392.00	
CDD - Planning	21.010	Planning Fees	Variance Permit - Single Family Owner Occupied Residence	PC	\$ 7,305.00	\$ 7,940.00	\$ 635.00	
CDD - Planning	21.010	Planning Fees	Variance Permit - Any use other than those in Section III.C.1.a - Action by Zoning Administrator	PC	\$ 10,112.00	\$ 10,991.00	\$ 879.00	
CDD - Planning	21.010	Planning Fees	Variance Permit - Any use other than those in Section III.C.1.a - Action by Planning Commission	PC	\$ 13,452.00	\$ 14,621.00	\$ 1,169.00	
CDD - Planning	21.010	Planning Fees	Subdivisions - Extension of Time to File Final Map	PC	\$ 2,840.00	\$ 3,087.00	\$ 247.00	
CDD - Planning	21.010	Planning Fees	Subdivisions - Modification of Conditions of Approved Map- Action by Map Advisory Committee	PC	\$ 4,685.00	\$ 5,092.00	\$ 407.00	
CDD - Planning	21.010	Planning Fees	Subdivisions - Modification of Conditions of Approved Map- Action by Planning Commission	PC	\$ 9,000.00	\$ 9,782.00	\$ 782.00	
CDD - Planning	21.010	Planning Fees	Modification of Conditions/Revision of Approved Parcel Map - Action by Map Advisory Committee	PC	\$ 3,100.00	\$ 3,370.00	\$ 270.00	
CDD - Planning	21.010	Planning Fees	Modification of Conditions/Revision of Approved Parcel Map - Action by Planning Commission	PC	\$ 7,836.00	\$ 8,516.00	\$ 680.00	
CDD - Planning	21.010	Planning Fees	Subdivisions - Minor Land Division Map	PC	\$ 4,991.00	\$ 5,425.00	\$ 434.00	
CDD - Planning	21.010	Planning Fees	Subdivisions - Tentative Map For a Reversion to Acreage	PC	\$ 3,885.00	\$ 4,222.00	\$ 337.00	
CDD - Planning	21.010	Planning Fees	Subdivisions - Request for Certificate of Compliance or Certificate of Merger	PC	\$ 4,180.00	\$ 4,543.00	\$ 363.00	
CDD - Planning	21.010	Planning Fees	Subdivisions - Boundary Line Modification	PC	\$ 4,327.00	\$ 4,703.00	\$ 376.00	
CDD - Planning	21.010	Planning Fees	Subdivisions - Certificate of Correction for Final Subdivision or Parcel Map	PC	\$ 3,847.00	\$ 4,181.00	\$ 334.00	
CDD - Planning	21.010	Planning Fees	Administrative Use Permit	PC	\$ 2,036.00	\$ 2,213.00	\$ 177.00	

Department	Fee Schedule #	Fee Schedule Title	Fee Item Description	Inflator	Previous Fees	Proposed Fee FY 26-27	Fee Change	Notes
CDD - Planning	21.010	Planning Fees	Disaster Recovery Temporary Small Dwelling Unit Permit (4 units or less)		\$ 388.00	\$ 388.00	\$ -	
CDD - Planning	21.010	Planning Fees	Disaster Recovery Temporary Structure Permit (5 units or more)		\$ 1,679.00	\$ 1,679.00	\$ -	
CDD - Planning	21.010	Planning Fees	Disaster Recovery-Temporary use permit (Nonresidential)		\$ 2,208.00	\$ 2,208.00	\$ -	
CDD - Building	21.025	Building Fees	Plan Check/Inspection Fees - Basic Fee	PC	\$ 259.00	\$ 282.00	\$ 23.00	Per Hour
CDD - Building	21.025	Building Fees	Plan Check/Inspection Fees - Overtime Fee	PC	\$ 390.00	\$ 422.00	\$ 32.00	Per Hour
CDD - Building	21.025	Building Fees	Plan Check/Inspection Fees - Construction Re-Inspection Fee (1/2 hour minimum) - (Covers Costs incurred in responding to more than two requests for inspection at a construction site to inspect the same work item)	PC	\$ 259.00	\$ 281.00	\$ 22.00	
CDD - Building	21.025	Building Fees	Preliminary Plan Check Fee	PC	\$ 389.00	\$ 422.00	\$ 33.00	
CDD - Building	21.025	Building Fees	Plan Maintenance Fee: 2% of building permit fee with a minimum of \$8 and a maximum of \$350		\$ -	\$ -	\$ -	
CDD - Building	21.025	Building Fees	Energy Plan Check Minimum Fee - Up to 2 Residential Units	PC	\$ 260.00	\$ 282.00	\$ 22.00	
CDD - Building	21.025	Building Fees	Energy Plan Check Minimum Fee - 3 or More Residential Units	PC	\$ 130.00	\$ 141.00	\$ 11.00	Per Unit
CDD - Building	21.025	Building Fees	Energy Plan Check Minimum Fee - Nonresidential Additions/Alterations	PC	\$ 130.00	\$ 141.00	\$ 11.00	
CDD - Building	21.025	Building Fees	Energy Plan Check Minimum Fee - Residential Additions/Alterations	PC	\$ 130.00	\$ 141.00	\$ 11.00	
CDD - Building	21.025	Building Fees	Energy Resale Inspection Fee	PC	\$ -	\$ -	\$ -	Per Unit
CDD - Building	21.025	Building Fees	Certification as Energy Compliance Inspector or Special Inspector	PC	\$ 139.00	\$ 151.00	\$ 12.00	Per Fiscal Year
CDD - Building	21.025	Building Fees	Building Permit Fees are per attached detail schedule revised annually in Fall of each year.		\$ -	\$ -	\$ -	Exhibit 1 (12/20/2016) Exhibit 2-3 (7/18/16)
CDD - Building	21.025	Building Fees	Condominium Conversion Inspection Fees-Per Unit Fee	PC	\$ 267.00	\$ 291.00	\$ 24.00	
CDD - Building	21.025	Building Fees	Condominium Conversion Inspection Fees-Minimum Fee	PC	\$ 395.00	\$ 429.00	\$ 34.00	
CDD - Building	21.025	Building Fees	Commercial Demolition Permit Fee	PC	\$ -	\$ -	\$ -	
CDD - Building	21.025	Building Fees	Foundation Only Permit 20 % of building permit fee, 1 hour minimum		\$ -	\$ -	\$ -	20% of building permit fee, 1 Hour minimum
CDD - Building	21.025	Building Fees	Conditional Occupancy Permit 5% of building permit fee, \$285.00 minimum		\$ -	\$ -	\$ -	5% of building permit fee, \$285.00 minimum
CDD - Building	21.025	Building Fees	Other Permit fees: Fees for permits not shown herein shall be determined by the Building Official		\$ -	\$ -	\$ -	
CDD - Building	21.025	Building Fees	Fees for Miscellaneous Items, Alterations, Additions and Remodels are provided on attached detail schedule. Revised in the Spring of each year.		\$ -	\$ -	\$ -	Exhibit 2 & 3

Department	Fee Schedule #	Fee Schedule Title	Fee Item Description	Inflator	Previous Fees	Proposed Fee FY 26-27	Fee Change	Notes
CDD - Building	21.025	Building Fees	California Building Permit Surcharge for compliance with Section 2705 of the Public Resources Codes: Residential Occupancies (no more than three stories in height): An amount equal to .013 % of the established construction valuations as reported on the building permit. Minimum of \$.50.		\$ -	\$ -	\$ -	
CDD - Building	21.025	Building Fees	California Building Permit Surcharge for compliance with Section 2705 of the Public Resources Code: All Other Occupancies: An amount equal to .028 % of the established construction valuations as reported on the building permit. Minimum of \$.50.		\$ -	\$ -	\$ -	
CDD - Building	21.025	Building Fees	State of California Building Permit Surcharge for compliance with Section 18931.6 of the California Health and Safety Code: \$1 for every \$25,000 of valuation		\$ -	\$ -	\$ -	
CDD - Building	21.025	Building Fees	Permit Fees for Plumbing, Electrical and Mechanical are provided on attached detail schedule. Revised in the Spring of each year.		\$ -	\$ -	\$ -	Exhibit 2 & 3
CDD - Planning	21.035	Northwest Chico Specific Plan Fees	Northwest Chico Specific Plan Fees - Residential	CCI	\$ 669.00	\$ 663.00	\$ (6.00)	Per Unit
CDD - Planning	21.035	Northwest Chico Specific Plan Fees	Northwest Chico Specific Plan Fees - All Other Uses	CCI	\$ 3,810.00	\$ 3,774.00	\$ (36.00)	Per Acre
Community Development	50.010	Transportation Facility Fees	Street Facility Improvement Fee - Residential- Single Family	HCI	\$ 11,833.00	\$ 16,057.00	\$ 4,224.00	Per Dwelling Unit
Community Development	50.010	Transportation Facility Fees	Street Facility Improvement Fee - Residential- Multiple Family	HCI	\$ 10,100.00	\$ 13,705.00	\$ 3,605.00	Per Dwelling Unit
Community Development	50.010	Transportation Facility Fees	Street Facility Improvement Fee - Commercial- Retail	HCI	\$ 22.79	\$ 30.92	\$ 8.14	Per Square Foot
Community Development	50.010	Transportation Facility Fees	Street Facility Improvement Fee - Commercial- Office	HCI	\$ 5.28	\$ 7.17	\$ 1.89	Per Square Foot
Community Development	50.010	Transportation Facility Fees	Street Facility Improvement Fee - Industrial	HCI	\$ 2.66	\$ 3.61	\$ 0.95	Per Square Foot
Community Development	50.010	Transportation Facility Fees	Street Facility Improvement Fee - Other	HCI	\$ 255.50	\$ 347.00	\$ 91.50	Avg Daily Vehicle Trips rate
Community Development	50.010	Transportation Facility Fees	Street Maintenance Equipment Fee - Residential- Single Family	HCI	\$ 304.50	\$ 413.00	\$ 108.50	Per Dwelling Unit
Community Development	50.010	Transportation Facility Fees	Street Maintenance Equipment Fee - Residential- Multiple Family	HCI	\$ 259.50	\$ 352.50	\$ 93.00	Per Dwelling Unit
Community Development	50.010	Transportation Facility Fees	Street Maintenance Equipment Fee - Commercial- Retail	HCI	\$ 0.59	\$ 0.79	\$ 0.21	Per Square Foot
Community Development	50.010	Transportation Facility Fees	Street Maintenance Equipment Fee - Commercial- Office	HCI	\$ 0.14	\$ 0.19	\$ 0.05	Per Square Foot
Community Development	50.010	Transportation Facility Fees	Street Maintenance Equipment Fee - Industrial	HCI	\$ 0.06	\$ 0.09	\$ 0.02	Per Square Foot
Community Development	50.010	Transportation Facility Fees	Street Maintenance Equipment Fee - Other	HCI	\$ 10.17	\$ 13.80	\$ 3.63	Avg Daily Vehicle Trips rate
Community Development	50.010	Transportation Facility Fees	Bikeway Improvement Fee - Residential- Single Family	HCI	\$ 818.00	\$ 1,110.00	\$ 292.00	Per Dwelling Unit

Department	Fee Schedule #	Fee Schedule Title	Fee Item Description	Inflator	Previous Fees	Proposed Fee FY 26-27	Fee Change	Notes
Community Development	50.010	Transportation Facility Fees	Bikeway Improvement Fee - Residential- Multiple Family	HCI	\$ 698.00	\$ 947.00	\$ 249.00	Per Dwelling Unit
Community Development	50.010	Transportation Facility Fees	Bikeway Improvement Fee - Commercial- Retail	HCI	\$ 1.58	\$ 2.14	\$ 0.56	Per Square Foot
Community Development	50.010	Transportation Facility Fees	Bikeway Improvement Fee - Commercial- Office	HCI	\$ 0.36	\$ 0.48	\$ 0.13	Per Square Foot
Community Development	50.010	Transportation Facility Fees	Bikeway Improvement Fee - Industrial	HCI	\$ 0.18	\$ 0.24	\$ 0.06	Per Square Foot
Community Development	50.010	Transportation Facility Fees	Bikeway Improvement Fee - Other	HCI	\$ -	\$ -	\$ -	No Fee
Community Development	50.010	Transportation Facility Fees	Credits to Fees - Change in use from existing residential use to a nonresidential use	HCI	\$ -	\$ -	\$ -	A credit shall be provided at the amount equal to the transportation facility fee for the previous residential use
Community Development	50.010	Transportation Facility Fees	Credits to Fees - Change in use from existing nonresidential use to residential use, or to another nonresidential use which requires a certificate of occupancy	HCI	\$ -	\$ -	\$ -	A credit shall be provided at the amount equal to the transportation facility fee for the previous residential use
Community Development	50.010	Transportation Facility Fees	Properties located in assessment district formed prior to 1/1/1985 and for a purpose which included street facility improvements of general benefit to the City or any portion outside of the district boundaries - Village Park Assessment District	HCI	\$ -	\$ -	\$ -	38% Credit
Community Development	50.010	Transportation Facility Fees	Properties located in assessment district formed prior to 1/1/1985 and for a purpose which included street facility improvements of general benefit to the City or any portion outside of the district boundaries - Eastwood Assessment District	HCI	\$ -	\$ -	\$ -	12% Credit
Community Development	50.010	Transportation Facility Fees	Deferral of Fees - Single family residential	HCI	\$ -	\$ -	\$ -	Administrative fee equals 2% of deferred Transportation Facility Fees
Community Development	50.010	Transportation Facility Fees	Deferral of Fees - Single family residential	HCI	\$ -	\$ -	\$ -	Owner May Pay Administrative Fee \$150 at Issuance of Permit for the Temporary Deferral of Transportation Facility Fees - In effect until 9/4/14 - Payment in Full to be Paid 1 Year from the date of Issuance of the Building Permit or Until the Date of the Final Inspection or the Issuance of the Conditional or Final Certificate of Occupancy, Whichever Occurs First

Department	Fee Schedule #	Fee Schedule Title	Fee Item Description	Inflator	Previous Fees	Proposed Fee FY 26-27	Fee Change	Notes
Community Development	50.010	Transportation Facility Fees	Deferral of Fees - Multifamily Residential or Nonresidential	HCI	\$ -	\$ -	\$ -	Administrative fee equals 2% of deferred Transportation Facility Fees
Community Development	50.010	Transportation Facility Fees	Deferral of Fees - Multifamily Residential or Nonresidential	HCI	\$ -	\$ -	\$ -	Owner may pay to the City an Administrative Fee of 1% if the Deferred Transportation Facility Fees in an Amount not to Exceed \$1000. Temporary Deferral of Fees will be in effect until 9/4/14- Payment in Full to be Paid 1 Year from the date of Issuance of the Building Permit or Until the Date of the Final Inspection or the Issuance of the Conditional or Final Certificate of Occupancy, Whichever Occurs First
Community Development	50.020	Storm Drainage Facility Fees	Storm Drainage Facility Fees - Butte Creek	HCI	\$ 26,611.00	\$ 36,111.00	\$ 9,500.00	Total Cost Per Acre
Community Development	50.020	Storm Drainage Facility Fees	Storm Drainage Facility Fees-Single Family - Butte Creek	HCI	\$ 13,305.00	\$ 18,055.00	\$ 4,750.00	Single Family Residential Per Acre Cost
Community Development	50.020	Storm Drainage Facility Fees	Storm Drainage Facility Fees- Multiple Family Residential - Butte Creek	HCI	\$ 19,959.00	\$ 27,084.00	\$ 7,125.00	Multiple Family Residential Per Acre Cost
Community Development	50.020	Storm Drainage Facility Fees	Storm Drainage Facility Fees - Commercial and Industrial - Butte Creek	HCI	\$ 21,289.00	\$ 28,889.00	\$ 7,600.00	Commercial and Industrial Per Acre Cost
Community Development	50.020	Storm Drainage Facility Fees	Storm Drainage Facility Fees - Comanche Creek	HCI	\$ 27,758.00	\$ 37,667.00	\$ 9,909.00	Total Cost Per Acre
Community Development	50.020	Storm Drainage Facility Fees	Storm Drainage Facility Fees -Single Family - Comanche Creek	HCI	\$ 13,879.00	\$ 18,834.00	\$ 4,955.00	Single Family Residential Per Acre Cost
Community Development	50.020	Storm Drainage Facility Fees	Storm Drainage Facility Fees - Multiple Family - Comanche Creek	HCI	\$ 20,818.00	\$ 28,250.00	\$ 7,432.00	Multiple Family Residential Per Acre Cost
Community Development	50.020	Storm Drainage Facility Fees	Storm Drainage Facility Fees -Commercial and Industrial - Comanche Creek	HCI	\$ 22,206.00	\$ 30,134.00	\$ 7,928.00	Commercial and Industrial Per Acre Cost
Community Development	50.020	Storm Drainage Facility Fees	Storm Drainage Facility Fees - Little Chico Creek	HCI	\$ 30,243.00	\$ 41,040.00	\$ 10,797.00	Total Cost Per Acre
Community Development	50.020	Storm Drainage Facility Fees	Storm Drainage Facility Fees - Single Family- Little Chico Creek	HCI	\$ 15,123.00	\$ 20,522.00	\$ 5,399.00	Single Family Residential Per Acre Cost
Community Development	50.020	Storm Drainage Facility Fees	Storm Drainage Facility Fees - Multiple Family - Little Chico Creek	HCI	\$ 22,682.00	\$ 30,780.00	\$ 8,098.00	Multiple Family Residential Per Acre Cost
Community Development	50.020	Storm Drainage Facility Fees	Storm Drainage Facility Fees -Commercial and Industrial- Little Chico Creek	HCI	\$ 24,196.00	\$ 32,834.00	\$ 8,638.00	Commercial and Industrial Per Acre Cost
Community Development	50.020	Storm Drainage Facility Fees	Storm Drainage Facility Fees - Big Chico Creek	HCI	\$ 22,550.00	\$ 30,600.00	\$ 8,050.00	Total Cost Per Acre
Community Development	50.020	Storm Drainage Facility Fees	Storm Drainage Facility Fees -Single Family - Big Chico Creek	HCI	\$ 11,274.00	\$ 15,299.00	\$ 4,025.00	Single Family Residential Per Acre Cost
Community Development	50.020	Storm Drainage Facility Fees	Storm Drainage Facility Fees - Multiple Family - Big Chico Creek	HCI	\$ 16,911.00	\$ 22,948.00	\$ 6,037.00	Multiple Family Residential Per Acre Cost
Community Development	50.020	Storm Drainage Facility Fees	Storm Drainage Facility Fees -Commercial and Industrial- Big Chico Creek	HCI	\$ 18,040.00	\$ 24,480.00	\$ 6,440.00	Commercial and Industrial Per Acre Cost

Department	Fee Schedule #	Fee Schedule Title	Fee Item Description	Inflator	Previous Fees	Proposed Fee FY 26-27	Fee Change	Notes
Community Development	50.020	Storm Drainage Facility Fees	Storm Drainage Facility Fees - Lindo Channel	HCI	\$ 27,514.00	\$ 37,336.00	\$ 9,822.00	Total Cost Per Acre
Community Development	50.020	Storm Drainage Facility Fees	Storm Drainage Facility Fees -Single Family - Lindo Channel	HCI	\$ 13,757.00	\$ 18,668.00	\$ 4,911.00	Single Family Residential Per Acre Cost
Community Development	50.020	Storm Drainage Facility Fees	Storm Drainage Facility Fees - Multiple Family - Lindo Channel	HCI	\$ 20,635.00	\$ 28,001.00	\$ 7,366.00	Multiple Family Residential Per Acre Cost
Community Development	50.020	Storm Drainage Facility Fees	Storm Drainage Facility Fees -Commercial and Industrial - Lindo Channel	HCI	\$ 22,010.00	\$ 29,868.00	\$ 7,858.00	Commercial and Industrial Per Acre Cost
Community Development	50.020	Storm Drainage Facility Fees	Storm Drainage Facility Fees - S.U.D.A.D Ditch	HCI	\$ 23,998.00	\$ 32,565.00	\$ 8,567.00	Total Cost Per Acre
Community Development	50.020	Storm Drainage Facility Fees	Storm Drainage Facility Fees - Single Family - S.U.D.A.D Ditch	HCI	\$ 11,998.00	\$ 16,282.00	\$ 4,284.00	Single Family Residential Per Acre Cost
Community Development	50.020	Storm Drainage Facility Fees	Storm Drainage Facility Fees -Multiple Family - S.U.D.A.D Ditch	HCI	\$ 17,997.00	\$ 24,422.00	\$ 6,425.00	Multiple Family Residential Per Acre Cost
Community Development	50.020	Storm Drainage Facility Fees	Storm Drainage Facility Fees -Commercial and Industrial - S.U.D.A.D Ditch	HCI	\$ 19,198.00	\$ 26,051.00	\$ 6,853.00	Commercial and Industrial Per Acre Cost
Community Development	50.020	Storm Drainage Facility Fees	Storm Drainage Facility Fees - Mud-Sycamore Creek	HCI	\$ 20,883.00	\$ 28,338.00	\$ 7,455.00	Total Cost Per Acre
Community Development	50.020	Storm Drainage Facility Fees	Storm Drainage Facility Fees -Single Family - Mud-Sycamore Creek	HCI	\$ 10,442.00	\$ 14,170.00	\$ 3,728.00	Single Family Residential Per Acre Cost
Community Development	50.020	Storm Drainage Facility Fees	Storm Drainage Facility Fees -Multiple Family - Mud-Sycamore Creek	HCI	\$ 15,664.00	\$ 21,256.00	\$ 5,592.00	Multiple Family Residential Per Acre Cost
Community Development	50.020	Storm Drainage Facility Fees	Storm Drainage Facility Fees - Commercial and Industrial - Mud-Sycamore Creek	HCI	\$ 16,708.00	\$ 22,673.00	\$ 5,965.00	Commercial and Industrial Per Acre Cost
Community Development	50.020	Storm Drainage Facility Fees	Storm Drainage Facility Fees - P.V. Ditch	HCI	\$ 29,594.00	\$ 40,160.00	\$ 10,566.00	Total Cost Per Acre
Community Development	50.020	Storm Drainage Facility Fees	Storm Drainage Facility Fees - Single Family - P.V. Ditch	HCI	\$ 14,797.00	\$ 20,080.00	\$ 5,283.00	Single Family Residential Per Acre Cost
Community Development	50.020	Storm Drainage Facility Fees	Storm Drainage Facility Fees - Multiple Family - P.V. Ditch	HCI	\$ 22,195.00	\$ 30,119.00	\$ 7,924.00	Multiple Family Residential Per Acre Cost
Community Development	50.020	Storm Drainage Facility Fees	Storm Drainage Facility Fees - Commercial and Industrial - P.V. Ditch	HCI	\$ 23,676.00	\$ 32,128.00	\$ 8,452.00	Commercial and Industrial Per Acre Cost
Community Development	50.020	Storm Drainage Facility Fees	Fee Computation	HCI	\$ 45.00	\$ 61.00	\$ 16.00	Without Building Plans
Community Development	50.030	Park Facility Fees	Residential- Single Family	CCI	\$ 5,474.00	\$ 5,422.00	\$ (52.00)	Per Dwelling Unit
Community Development	50.030	Park Facility Fees	Residential- Multiple Family	CCI	\$ 5,474.00	\$ 5,422.00	\$ (52.00)	Per Dwelling Unit
Community Development	50.030	Park Facility Fees	Commercial	CCI	\$ -	\$ -	\$ -	No Fee
Community Development	50.030	Park Facility Fees	Industrial	CCI	\$ -	\$ -	\$ -	No Fee
Community Development	50.030	Park Facility Fees	Bidwell Park Land Acquisition Fee - Residential- Single Family		\$ 77.00	\$ 77.00	\$ -	Per Dwelling Unit
Community Development	50.030	Park Facility Fees	Bidwell Park Land Acquisition Fee - Residential- Multiple Family		\$ 77.00	\$ 77.00	\$ -	Per Dwelling Unit
Community Development	50.030	Park Facility Fees	Commercial	CCI	\$ -	\$ -	\$ -	No Fee
Community Development	50.030	Park Facility Fees	Industrial	CCI	\$ -	\$ -	\$ -	No Fee

Department	Fee Schedule #	Fee Schedule Title	Fee Item Description	Inflator	Previous Fees	Proposed Fee FY 26-27	Fee Change	Notes
Community Development	50.030	Park Facility Fees	Factors for Usage - Single Family	CCI	\$ -	\$ -	\$ -	2.6 persons / household
Community Development	50.030	Park Facility Fees	Factors for Usage - Multiple Family	CCI	\$ -	\$ -	\$ -	2.2 persons / household
Community Development	50.030	Park Facility Fees	Standard for Park Facilities	CCI	\$ -	\$ -	\$ -	5 acres / 1,000 persons
Community Development	50.030	Park Facility Fees	Owner Shall Pay Administrative Fee Equal to 2% of the Deferred Park Facility Fees	CCI	\$ -	\$ -	\$ -	
Community Development	50.030	Park Facility Fees	Owner Shall Pay Administrative Fee Equal to 2% of the Deferred Park Facility Fees	CCI	\$ -	\$ -	\$ -	
Community Development	50.040	Building and Equipment Fees	Administrative Building Fee - Residential- Single Family	CCI	\$ 59.00	\$ 58.00	\$ (1.00)	Per Dwelling Unit
Community Development	50.040	Building and Equipment Fees	Administrative Building Fee - Residential- Multiple Family	CCI	\$ 59.00	\$ 58.00	\$ (1.00)	Per Dwelling Unit
Community Development	50.040	Building and Equipment Fees	Administrative Building Fee - Commercial- Retail	CCI	\$ -	\$ -	\$ -	Per Square Foot
Community Development	50.040	Building and Equipment Fees	Administrative Building Fee - Commercial- Office	CCI	\$ -	\$ -	\$ -	Per Square Foot Note Rounding of .01
Community Development	50.040	Building and Equipment Fees	Administrative Building Fee - Industrial	CCI	\$ -	\$ -	\$ -	Per Square Foot
Community Development	50.040	Building and Equipment Fees	Fire Protection Building and Equipment Fee - Residential- Single Family	CCI	\$ 458.00	\$ 454.00	\$ (4.00)	Per Dwelling Unit
Community Development	50.040	Building and Equipment Fees	Fire Protection Building and Equipment Fee - Residential- Multiple Family	CCI	\$ 458.00	\$ 454.00	\$ (4.00)	Per Dwelling Unit
Community Development	50.040	Building and Equipment Fees	Fire Protection Building and Equipment Fee - Commercial- Retail	CCI	\$ 0.85	\$ 0.84	\$ (0.01)	Per Square Foot
Community Development	50.040	Building and Equipment Fees	Fire Protection Building and Equipment Fee - Commercial- Office	CCI	\$ 0.76	\$ 0.75	\$ (0.01)	Per Square Foot
Community Development	50.040	Building and Equipment Fees	Fire Protection Building and Equipment Fee - Industrial	CCI	\$ 0.01	\$ 0.01	\$ (0.00)	Per Square Foot
Community Development	50.040	Building and Equipment Fees	Police Protection Building and Equipment Fee - Residential- Single Family	CCI	\$ 524.00	\$ 519.00	\$ (5.00)	Per Dwelling Unit
Community Development	50.040	Building and Equipment Fees	Police Protection Building and Equipment Fee - Residential- Multiple Family	CCI	\$ 524.00	\$ 519.00	\$ (5.00)	Per Dwelling Unit
Community Development	50.040	Building and Equipment Fees	Police Protection Building and Equipment Fee - Commercial- Retail	CCI	\$ 2.57	\$ 2.55	\$ (0.02)	Per Square Foot
Community Development	50.040	Building and Equipment Fees	Police Protection Building and Equipment Fee - Commercial- Office	CCI	\$ 0.28	\$ 0.28	\$ (0.00)	Per Square Foot
Community Development	50.040	Building and Equipment Fees	Police Protection Building and Equipment Fee - Industrial	CCI	\$ 0.03	\$ 0.03	\$ (0.00)	Per Square Foot
Community Development	50.040	Building and Equipment Fees	Owner Shall Pay Administrative Fee Equal to 2% of the Deferred Building and Equipment Fees	CCI	\$ -	\$ -	\$ -	
Community Development	50.040	Building and Equipment Fees	Owner Shall Pay Administrative Fee Equal to 2% of the Deferred Building and Equipment Fees	CCI	\$ -	\$ -	\$ -	
Public Works	50.050	Sewer Fees	Properties Located Within the Chico City Limits		\$ 245.00	\$ 245.00	\$ -	

Department	Fee Schedule #	Fee Schedule Title	Fee Item Description	Inflator	Previous Fees	Proposed Fee FY 26-27	Fee Change	Notes
Public Works	50.050	Sewer Fees	Properties Located Within the Unincorporated area of the County of Butte and within the Chico Sphere of Influence		\$ 275.00	\$ 275.00	\$ -	
Public Works	50.050	Sewer Fees	City Staff Analysis of Alternate Proposals to Stated Requirements on Completed Sewer Applications Pursuant to I. or II. Above		\$ 62.00	\$ 62.00	\$ -	Actual Cost (\$62 Minimum)
Public Works	50.050	Sewer Fees	Properties Located Within the Unincorporated area of the County of Butte and within the Chico Sphere of Influence		\$ 100.00	\$ 100.00	\$ -	Actual Cost (\$100 Minimum)
Public Works	50.050	Sewer Fees	Industrial Wastewater Permit		\$ 108.00	\$ 108.00	\$ -	Fee increased 2014
Public Works	50.050	Sewer Fees	Pollution Prevention Permit Fee		\$ 378.00	\$ 378.00	\$ -	Created 2014
Public Works	50.050	Sewer Fees	Sewer Service Rates		\$ -	\$ -	\$ -	Exhibit 4
Public Works	50.050	Sewer Fees	Wastewater Review/Discharge		\$ 162.00	\$ 162.00	\$ -	Fee increased 2014
Public Works	50.050	Sewer Fees	Wastewater Disposal Fee: Up to 7,500 gallons		\$ -	\$ -	\$ -	\$0.00 Per Gallon
Public Works	50.050	Sewer Fees	Wastewater Disposal Fee: 7,501 gallons or more (If Butte County notifies the City of an increase in the tipping fees at the Neal Road Landfill for wastewater disposal, the new fees will take effect immediately on the designed effective date.)		\$ 0.10	\$ 0.12	\$ 0.02	Per Gallon
Public Works	50.050	Sewer Fees	Annual Industrial Wastewater Test Fee - One Payment of the Total Annual Fee Amount		\$ 950.00	\$ 950.00	\$ -	Per Year
Public Works	50.050	Sewer Fees	Annual Industrial Wastewater Test Fee - Twelve Monthly Payments as a Surcharge on Permit Holder's Sewer Bill		\$ 80.75	\$ 80.75	\$ -	Per Month
Public Works	50.050	Sewer Fees	Water Pollution Control Plant Capacity Rates - Residential Premises - Single Family Residential	CPI	\$ 1,926.00	\$ 1,973.00	\$ 47.00	Per Dwelling Unit
Public Works	50.050	Sewer Fees	Water Pollution Control Plant Capacity Rates - Residential Premises - Multiple Family Residential	CPI	\$ 1,631.00	\$ 1,670.00	\$ 39.00	Per Dwelling Unit
Public Works	50.050	Sewer Fees	Water Pollution Control Plant Capacity Rates - Nonresidential Premises - Motel/Hotel with Restaurant Facilities		\$ 1,823.75	\$ 1,868.00	\$ 44.25	Per Room
Public Works	50.050	Sewer Fees	Water Pollution Control Plant Capacity Rates - Nonresidential Premises - Motel/Hotel without Restaurant Facilities		\$ 911.88	\$ 934.00	\$ 22.13	Per Room
Public Works	50.050	Sewer Fees	Water Pollution Control Plant Capacity Rates - Nonresidential Premises - Convalescent Hospitals		\$ 911.88	\$ 934.00	\$ 22.13	Per Bed
Public Works	50.050	Sewer Fees	Water Pollution Control Plant Capacity Rates - Nonresidential Premises - Hospitals		\$ 1,367.81	\$ 1,401.00	\$ 33.19	Per Bed
Public Works	50.050	Sewer Fees	Water Pollution Control Plant Capacity Rates - Nonresidential Premises - Dormitory or Group Dwelling with Food Services or Boarding House		\$ 1,823.75	\$ 1,868.00	\$ 44.25	Per 3 occupants

Department	Fee Schedule #	Fee Schedule Title	Fee Item Description	Inflator	Previous Fees	Proposed Fee FY 26-27	Fee Change	Notes
Public Works	50.050	Sewer Fees	Water Pollution Control Plant Capacity Rates - Nonresidential Premises - Dormitory without Food Services or Rooming House		\$ 1,823.75	\$ 1,868.00	\$ 44.25	Per 6 occupants
Public Works	50.050	Sewer Fees	Water Pollution Control Plant Capacity Rates - Nonresidential Premises - Schools		\$ 1,823.75	\$ 1,868.00	\$ 44.25	9.2 Full Time Equivalent Student
Public Works	50.050	Sewer Fees	Water Pollution Control Plant Capacity Rates - Nonresidential Premises - Park or Recreational Facility		\$ 1,823.75	\$ 1,868.00	\$ 44.25	20 Fixture Unit
Public Works	50.050	Sewer Fees	Trunkline Capacity Rates - Residential Premises - Single Family Residential	CPI	\$ 2,300.00	\$ 2,356.00	\$ 56.00	Per Dwelling Unit
Public Works	50.050	Sewer Fees	Trunkline Capacity Rates - Residential Premises - Multiple Family Residential	CPI	\$ 1,948.00	\$ 1,995.00	\$ 47.00	Per Dwelling Unit
Public Works	50.050	Sewer Fees	Trunkline Capacity Rates - Nonresidential Premises - Motel/Hotel with Restaurant Facilities		\$ 2,178.25	\$ 2,230.75	\$ 52.50	Per Room
Public Works	50.050	Sewer Fees	Trunkline Capacity Rates - Nonresidential Premises - Motel/Hotel without Restaurant Facilities		\$ 1,089.13	\$ 1,115.38	\$ 26.25	Per Room
Public Works	50.050	Sewer Fees	Trunkline Capacity Rates - Nonresidential Premises - Convalescent Hospitals		\$ 1,089.13	\$ 1,115.38	\$ 26.25	Per Bed
Public Works	50.050	Sewer Fees	Trunkline Capacity Rates - Nonresidential Premises - Hospitals		\$ 1,633.69	\$ 1,673.06	\$ 39.38	per Bed
Public Works	50.050	Sewer Fees	Trunkline Capacity Rates - Nonresidential Premises - Dormitory or Group Dwelling with Food Services or Boarding House		\$ 2,178.25	\$ 2,230.75	\$ 52.50	Per 3 occupants
Public Works	50.050	Sewer Fees	Trunkline Capacity Rates - Nonresidential Premises - Dormitory without Food Services or Rooming House		\$ 2,178.00	\$ 2,231.00	\$ 53.00	Per 6 occupants
Public Works	50.050	Sewer Fees	Trunkline Capacity Rates - Nonresidential Premises - Schools		\$ 2,178.25	\$ 2,230.75	\$ 52.50	Per Full Time Equivalent Student
Public Works	50.050	Sewer Fees	Trunkline Capacity Rates - Nonresidential Premises - Park or Recreational Facility		\$ 2,178.25	\$ 2,230.75	\$ 52.50	Per Fixture Unit
Public Works	50.050	Sewer Fees	Sewer Main Installation Rates: Residential	CCI	\$ 64.75	\$ 64.14	\$ (0.61)	Per Front Foot- Minimum Footage of 60 Feet
Public Works	50.050	Sewer Fees	Sewer Main Installation Rates: Nonresidential	CCI	\$ 64.75	\$ 64.14	\$ (0.61)	Per Front Foot- Minimum 60 Feet (Premises less than 1 Acre) 150 Feet (Premises Greater than 1 Acre)
Public Works	50.060	Sewer Lift Stations Capacity Fees	Henshaw Avenue - Residential Premises - Single Family Residential	CCI	\$ 659.00	\$ 653.00	\$ (6.00)	Per Dwelling Unit
Public Works	50.060	Sewer Lift Stations Capacity Fees	Henshaw Avenue - Residential Premises - Multiple Family Residential	CCI	\$ 659.00	\$ 653.00	\$ (6.00)	Per Dwelling Unit
Public Works	50.060	Sewer Lift Stations Capacity Fees	Henshaw Avenue - Nonresidential Premises - Motel/Hotel with Restaurant Facilities	CCI	\$ 659.00	\$ 653.00	\$ (6.00)	Per Room
Public Works	50.060	Sewer Lift Stations Capacity Fees	Henshaw Avenue - Nonresidential Premises - Motel/Hotel without Restaurant Facilities	CCI	\$ 329.00	\$ 326.00	\$ (3.00)	Per Room
Public Works	50.060	Sewer Lift Stations Capacity Fees	Henshaw Avenue - Nonresidential Premises - Convalescent Hospitals	CCI	\$ 329.00	\$ 326.00	\$ (3.00)	Per Bed
Public Works	50.060	Sewer Lift Stations Capacity Fees	Henshaw Avenue - Nonresidential Premises - Hospitals	CCI	\$ 487.00	\$ 483.00	\$ (4.00)	Per Bed

Department	Fee Schedule #	Fee Schedule Title	Fee Item Description	Inflator	Previous Fees	Proposed Fee FY 26-27	Fee Change	Notes
Public Works	50.060	Sewer Lift Stations Capacity Fees	Henshaw Avenue - Nonresidential Premises - Dormitory or Group Dwelling with Food Services or Boarding House	CCI	\$ 220.00	\$ 218.00	\$(2.00)	Per Occupant
Public Works	50.060	Sewer Lift Stations Capacity Fees	Henshaw Avenue - Nonresidential Premises - Dormitory or Group Dwelling without Food Services or Rooming House	CCI	\$ 109.00	\$ 108.00	\$(1.00)	Per Occupant
Public Works	50.060	Sewer Lift Stations Capacity Fees	Henshaw Avenue - Nonresidential Premises - Schools	CCI	\$ 71.00	\$ 70.00	\$(1.00)	Per Full Time Equivalent Student
Public Works	50.060	Sewer Lift Stations Capacity Fees	Henshaw Avenue - Nonresidential Premises - Park or Recreational Facility	CCI	\$ 33.00	\$ 33.00	\$ -	Per Fixture Unit
Public Works	50.060	Sewer Lift Stations Capacity Fees	Henshaw Avenue - Nonresidential Premises - All Other	CCI	\$ 2,630.00	\$ 2,605.00	\$(25.00)	Per Acre
Public Works	50.060	Sewer Lift Stations Capacity Fees	Oates Business Park - Residential Premises - Single Family Residential	CCI	\$ 241.00	\$ 239.00	\$(2.00)	Per Dwelling Unit
Public Works	50.060	Sewer Lift Stations Capacity Fees	Oates Business Park - Residential Premises - Multiple Family Residential	CCI	\$ 241.00	\$ 239.00	\$(2.00)	Per Dwelling Unit
Public Works	50.060	Sewer Lift Stations Capacity Fees	Oates Business Park - Nonresidential Premises - Motel/Hotel with Restaurant Facilities	CCI	\$ 241.00	\$ 239.00	\$(2.00)	Per Room
Public Works	50.060	Sewer Lift Stations Capacity Fees	Oates Business Park - Nonresidential Premises - Motel/Hotel without Restaurant Facilities	CCI	\$ 122.00	\$ 121.00	\$(1.00)	Per Room
Public Works	50.060	Sewer Lift Stations Capacity Fees	Oates Business Park - Nonresidential Premises - Convalescent Hospitals	CCI	\$ 122.00	\$ 121.00	\$(1.00)	Per Bed
Public Works	50.060	Sewer Lift Stations Capacity Fees	Oates Business Park - Nonresidential Premises - Hospitals	CCI	\$ 180.00	\$ 178.00	\$(2.00)	Per Bed
Public Works	50.060	Sewer Lift Stations Capacity Fees	Oates Business Park - Nonresidential Premises - Dormitory or Group Dwelling with Food Services or Boarding House	CCI	\$ 79.00	\$ 78.00	\$(1.00)	Per Occupant
Public Works	50.060	Sewer Lift Stations Capacity Fees	Oates Business Park - Nonresidential Premises - Dormitory or Group Dwelling without Food Services or Rooming House	CCI	\$ 42.00	\$ 41.00	\$(1.00)	Per Occupant
Public Works	50.060	Sewer Lift Stations Capacity Fees	Oates Business Park - Nonresidential Premises - Schools	CCI	\$ 26.00	\$ 26.00	\$ -	Per Full Time Equivalent Student
Public Works	50.060	Sewer Lift Stations Capacity Fees	Oates Business Park - Nonresidential Premises - Park or Recreational Facility	CCI	\$ 12.00	\$ 12.00	\$ -	Per Fixture Unit
Public Works	50.060	Sewer Lift Stations Capacity Fees	Oates Business Park - Nonresidential Premises - All Other	CCI	\$ 965.00	\$ 956.00	\$(9.00)	Per Acre
Public Works	50.060	Sewer Lift Stations Capacity Fees	Northwest Chico - Residential Premises- Single Family Residential	CCI	\$ 736.00	\$ 729.00	\$(7.00)	Per Dwelling Unit
Public Works	50.060	Sewer Lift Stations Capacity Fees	Northwest Chico - Residential Premises - Multiple Family Residential	CCI	\$ 736.00	\$ 729.00	\$(7.00)	Per Dwelling Unit
Public Works	50.060	Sewer Lift Stations Capacity Fees	Northwest Chico - Nonresidential Premises - Motel/Hotel with Restaurant Facilities	CCI	\$ 736.00	\$ 729.00	\$(7.00)	Per Dwelling Unit
Public Works	50.060	Sewer Lift Stations Capacity Fees	Northwest Chico - Nonresidential Premises - Motel/Hotel without Restaurant Facilities	CCI	\$ 370.00	\$ 367.00	\$(3.00)	Per Room
Public Works	50.060	Sewer Lift Stations Capacity Fees	Northwest Chico - Nonresidential Premises - Convalescent Hospitals	CCI	\$ 370.00	\$ 366.00	\$(4.00)	Per Room
Public Works	50.060	Sewer Lift Stations Capacity Fees	Northwest Chico - Nonresidential Premises - Hospitals	CCI	\$ 552.00	\$ 547.00	\$(5.00)	Per Bed

Department	Fee Schedule #	Fee Schedule Title	Fee Item Description	Inflator	Previous Fees	Proposed Fee FY 26-27	Fee Change	Notes
Public Works	50.060	Sewer Lift Stations Capacity Fees	Northwest Chico - Nonresidential Premises - Dormitory or Group Dwelling with Food Services or Boarding House	CCI	\$ 242.00	\$ 240.00	\$ (2.00)	Per Occupant
Public Works	50.060	Sewer Lift Stations Capacity Fees	Northwest Chico - Nonresidential Premises - Dormitory or Group Dwelling without Food Services or Rooming House	CCI	\$ 125.00	\$ 124.00	\$ (1.00)	Per Occupant
Public Works	50.060	Sewer Lift Stations Capacity Fees	Northwest Chico - Nonresidential Premises - Schools	CCI	\$ 79.00	\$ 78.00	\$ (1.00)	Per Full Time Equivalent Student
Public Works	50.060	Sewer Lift Stations Capacity Fees	Northwest Chico - Nonresidential Premises - Park or Recreational Facility	CCI	\$ 36.00	\$ 36.00	\$ -	Per Fixture Unit
Public Works	50.060	Sewer Lift Stations Capacity Fees	Northwest Chico - Nonresidential Premises - All Other	CCI	\$ 2,950.00	\$ 2,922.00	\$ (28.00)	Per Acre
Public Works	50.060	Sewer Lift Stations Capacity Fees	Henshaw/Guynn - Residential Premises - Single Family Residential	CCI	\$ 824.00	\$ 816.00	\$ (8.00)	Per Dwelling Unit
Public Works	50.060	Sewer Lift Stations Capacity Fees	Henshaw/Guynn - Residential Premises- Multiple Family Residential	CCI	\$ 824.00	\$ 816.00	\$ (8.00)	Per Dwelling Unit
Public Works	50.060	Sewer Lift Stations Capacity Fees	Henshaw/Guynn - Nonresidential Premises - Motel/Hotel with Restaurant Facilities	CCI	\$ 824.00	\$ 816.00	\$ (8.00)	Per Room
Public Works	50.060	Sewer Lift Stations Capacity Fees	Henshaw/Guynn - Nonresidential Premises - Motel/Hotel without Restaurant Facilities	CCI	\$ 411.00	\$ 407.00	\$ (4.00)	Per Room
Public Works	50.060	Sewer Lift Stations Capacity Fees	Henshaw/Guynn - Nonresidential Premises - Convalescent Hospitals	CCI	\$ 411.00	\$ 407.00	\$ (4.00)	Per Bed
Public Works	50.060	Sewer Lift Stations Capacity Fees	Henshaw/Guynn - Nonresidential Premises - Hospitals	CCI	\$ 617.00	\$ 612.00	\$ (5.00)	Per Bed
Public Works	50.060	Sewer Lift Stations Capacity Fees	Henshaw/Guynn - Nonresidential Premises - Dormitory or Group Dwelling with Food Services or Boarding House	CCI	\$ 273.00	\$ 270.00	\$ (3.00)	Per Occupant
Public Works	50.060	Sewer Lift Stations Capacity Fees	Henshaw/Guynn - Nonresidential Premises - Dormitory or Group Dwelling without Food Services or Rooming House	CCI	\$ 141.00	\$ 140.00	\$ (1.00)	Per Occupant
Public Works	50.060	Sewer Lift Stations Capacity Fees	Henshaw/Guynn - Nonresidential Premises - Schools	CCI	\$ 91.00	\$ 91.00	\$ -	Per Full Time Equivalent Student
Public Works	50.060	Sewer Lift Stations Capacity Fees	Henshaw/Guynn - Nonresidential Premises - Park or Recreational Facility	CCI	\$ 42.00	\$ 41.00	\$ (1.00)	Per Fixture Unit
Public Works	50.060	Sewer Lift Stations Capacity Fees	Henshaw/Guynn - Nonresidential Premises - All Other	CCI	\$ 3,296.00	\$ 3,265.00	\$ (31.00)	Per Acre
Public Works	50.060	Sewer Lift Stations Capacity Fees	Holly Avenue - Residential Premises - Single Family Residential	CCI	\$ 1,290.00	\$ 1,278.00	\$ (12.00)	Per Dwelling Unit
Public Works	50.060	Sewer Lift Stations Capacity Fees	Holly Avenue - Residential Premises - Multiple Family Residential	CCI	\$ 1,290.00	\$ 1,278.00	\$ (12.00)	Per Dwelling Unit
Public Works	50.060	Sewer Lift Stations Capacity Fees	Holly Avenue - Nonresidential Premises - Motel/Hotel with Restaurant Facilities	CCI	\$ 1,290.00	\$ 1,278.00	\$ (12.00)	Per Room
Public Works	50.060	Sewer Lift Stations Capacity Fees	Holly Avenue - Nonresidential Premises - Motel/Hotel without Restaurant Facilities	CCI	\$ 646.00	\$ 640.00	\$ (6.00)	Per Room
Public Works	50.060	Sewer Lift Stations Capacity Fees	Holly Avenue - Nonresidential Premises - Convalescent Hospitals	CCI	\$ 646.00	\$ 640.00	\$ (6.00)	Per Bed
Public Works	50.060	Sewer Lift Stations Capacity Fees	Holly Avenue - Nonresidential Premises - Hospitals	CCI	\$ 969.00	\$ 960.00	\$ (9.00)	Per Bed
Public Works	50.060	Sewer Lift Stations Capacity Fees	Holly Avenue - Nonresidential Premises - Dormitory or Group Dwelling with Food Services or Boarding House	CCI	\$ 430.00	\$ 426.00	\$ (4.00)	Per Occupant

Department	Fee Schedule #	Fee Schedule Title	Fee Item Description	Inflator	Previous Fees	Proposed Fee FY 26-27	Fee Change	Notes
Public Works	50.060	Sewer Lift Stations Capacity Fees	Holly Avenue - Nonresidential Premises - Dormitory or Group Dwelling without Food Services or Rooming House	CCI	\$ 216.00	\$ 214.00	\$ (2.00)	Per Occupant
Public Works	50.060	Sewer Lift Stations Capacity Fees	Holly Avenue - Nonresidential Premises - Schools	CCI	\$ 141.00	\$ 140.00	\$ (1.00)	Per Full Time Equivalent Student
Public Works	50.060	Sewer Lift Stations Capacity Fees	Holly Avenue - Nonresidential Premises - Park or Recreational Facility	CCI	\$ 65.00	\$ 64.00	\$ (1.00)	Per Fixture Unit
Public Works	50.060	Sewer Lift Stations Capacity Fees	Holly Avenue - Nonresidential Premises - All Other	CCI	\$ 5,221.00	\$ 5,172.00	\$ (49.00)	Per Acre
Public Works	50.060	Sewer Lift Stations Capacity Fees	Lassen Avenue - Residential Premises - Single Family Residential	CCI	\$ 161.00	\$ 159.00	\$ (2.00)	Per Dwelling Unit
Public Works	50.060	Sewer Lift Stations Capacity Fees	Lassen Avenue - Residential Premises - Multiple Family Residential	CCI	\$ 161.00	\$ 159.00	\$ (2.00)	Per Dwelling Unit
Public Works	50.060	Sewer Lift Stations Capacity Fees	Lassen Avenue - Nonresidential Premises - Motel/Hotel with Restaurant Facilities	CCI	\$ 161.00	\$ 159.00	\$ (2.00)	Per Room
Public Works	50.060	Sewer Lift Stations Capacity Fees	Lassen Avenue - Nonresidential Premises - Motel/Hotel without Restaurant Facilities	CCI	\$ 79.00	\$ 78.00	\$ (1.00)	Per Room
Public Works	50.060	Sewer Lift Stations Capacity Fees	Lassen Avenue - Nonresidential Premises - Convalescent Hospitals	CCI	\$ 79.00	\$ 78.00	\$ (1.00)	Per Bed
Public Works	50.060	Sewer Lift Stations Capacity Fees	Lassen Avenue - Nonresidential Premises - Hospitals	CCI	\$ 122.00	\$ 121.00	\$ (1.00)	Per Bed
Public Works	50.060	Sewer Lift Stations Capacity Fees	Lassen Avenue - Nonresidential Premises - Dormitory or Group Dwelling with Food Services or Boarding House	CCI	\$ 55.00	\$ 55.00	\$ -	Per Occupant
Public Works	50.060	Sewer Lift Stations Capacity Fees	Lassen Avenue - Nonresidential Premises - Dormitory or Group Dwelling without Food Services or Rooming House	CCI	\$ 26.00	\$ 26.00	\$ -	Per Occupant
Public Works	50.060	Sewer Lift Stations Capacity Fees	Lassen Avenue - Nonresidential Premises - Schools	CCI	\$ 19.00	\$ 19.00	\$ -	Per Full Time Equivalent Student
Public Works	50.060	Sewer Lift Stations Capacity Fees	Lassen Avenue - Nonresidential Premises - Park or Recreational Facility	CCI	\$ 7.00	\$ 7.00	\$ -	Per Fixture Unit
Public Works	50.060	Sewer Lift Stations Capacity Fees	Lassen Avenue - Nonresidential Premises - All Other	CCI	\$ 646.00	\$ 640.00	\$ (6.00)	Per Acre
Public Works	50.060	Sewer Lift Stations Capacity Fees	Cussick-Lassen - Residential Premises - Single Family Residential	CCI	\$ 717.00	\$ 710.00	\$ (7.00)	Per Dwelling Unit
Public Works	50.060	Sewer Lift Stations Capacity Fees	Cussick-Lassen - Residential Premises - Multiple Family Residential	CCI	\$ 717.00	\$ 710.00	\$ (7.00)	Per Dwelling Unit
Public Works	50.060	Sewer Lift Stations Capacity Fees	Cussick-Lassen - Nonresidential Premises - Motel/Hotel with Restaurant Facilities	CCI	\$ 717.00	\$ 710.00	\$ (7.00)	Per Room
Public Works	50.060	Sewer Lift Stations Capacity Fees	Cussick-Lassen - Nonresidential Premises - Motel/Hotel without Restaurant Facilities	CCI	\$ 359.00	\$ 355.00	\$ (4.00)	Per Room
Public Works	50.060	Sewer Lift Stations Capacity Fees	Cussick-Lassen - Nonresidential Premises - Convalescent Hospitals	CCI	\$ 359.00	\$ 355.00	\$ (4.00)	Per Bed
Public Works	50.060	Sewer Lift Stations Capacity Fees	Cussick-Lassen - Nonresidential Premises - Hospitals	CCI	\$ 538.00	\$ 533.00	\$ (5.00)	Per Bed
Public Works	50.060	Sewer Lift Stations Capacity Fees	Cussick-Lassen - Nonresidential Premises - Dormitory or Group Dwelling with Food Services or Boarding House	CCI	\$ 238.00	\$ 236.00	\$ (2.00)	Per Occupant
Public Works	50.060	Sewer Lift Stations Capacity Fees	Cussick-Lassen - Nonresidential Premises - Dormitory or Group Dwelling without Food Services or Rooming House	CCI	\$ 119.00	\$ 118.00	\$ (1.00)	Per Occupant

Department	Fee Schedule #	Fee Schedule Title	Fee Item Description	Inflator	Previous Fees	Proposed Fee FY 26-27	Fee Change	Notes
Public Works	50.060	Sewer Lift Stations Capacity Fees	Cussick-Lassen - Nonresidential Premises - Schools	CCI	\$ 78.00	\$ 77.00	\$ (1.00)	Per Full Time Equivalent Student
Public Works	50.060	Sewer Lift Stations Capacity Fees	Cussick-Lassen - Nonresidential Premises - Park or Recreational Facility	CCI	\$ 36.00	\$ 36.00	\$ -	Per Fixture Unit
Public Works	50.060	Sewer Lift Stations Capacity Fees	Cussick-Lassen - Nonresidential Premises - All Other	CCI	\$ 2,869.00	\$ 2,843.00	\$ (26.00)	Per Acre
Public Works	50.060	Sewer Lift Stations Capacity Fees	Cohasset Road - Residential Premises - Single Family Residential	CCI	\$ 472.00	\$ 468.00	\$ (4.00)	Per Dwelling Unit
Public Works	50.060	Sewer Lift Stations Capacity Fees	Cohasset Road - Residential Premises - Multiple Family Residential	CCI	\$ 472.00	\$ 468.00	\$ (4.00)	Per Dwelling Unit
Public Works	50.060	Sewer Lift Stations Capacity Fees	Cohasset Road - Nonresidential Premises - Motel/Hotel with Restaurant Facilities	CCI	\$ 472.00	\$ 468.00	\$ (4.00)	Per Room
Public Works	50.060	Sewer Lift Stations Capacity Fees	Cohasset Road - Nonresidential Premises - Motel/Hotel without Restaurant Facilities	CCI	\$ 235.00	\$ 233.00	\$ (2.00)	Per Room
Public Works	50.060	Sewer Lift Stations Capacity Fees	Cohasset Road - Nonresidential Premises - Convalescent Hospitals	CCI	\$ 235.00	\$ 233.00	\$ (2.00)	Per Bed
Public Works	50.060	Sewer Lift Stations Capacity Fees	Cohasset Road - Nonresidential Premises - Hospitals	CCI	\$ 354.00	\$ 351.00	\$ (3.00)	Per Bed
Public Works	50.060	Sewer Lift Stations Capacity Fees	Cohasset Road - Nonresidential Premises - Dormitory or Group Dwelling with Food Services or Boarding House	CCI	\$ 158.00	\$ 156.00	\$ (2.00)	Per Occupant
Public Works	50.060	Sewer Lift Stations Capacity Fees	Cohasset Road - Nonresidential Premises - Dormitory or Group Dwelling without Food Services or Rooming House	CCI	\$ 78.00	\$ 77.00	\$ (1.00)	Per Occupant
Public Works	50.060	Sewer Lift Stations Capacity Fees	Cohasset Road - Nonresidential Premises - Schools	CCI	\$ 53.00	\$ 52.00	\$ (1.00)	Per Full Time Equivalent Student
Public Works	50.060	Sewer Lift Stations Capacity Fees	Cohasset Road - Nonresidential Premises - Park or Recreational Facility	CCI	\$ 24.00	\$ 23.00	\$ (1.00)	Per Fixture Unit
Public Works	50.060	Sewer Lift Stations Capacity Fees	Cohasset Road - Nonresidential Premises - All Other	CCI	\$ 1,889.00	\$ 1,872.00	\$ (17.00)	Per Acre
Public Works	50.060	Sewer Lift Stations Capacity Fees	Bell-Muir Sewer Lift Station Capacity Fee	CCI	\$ 4,663.75	\$ 4,620.00	\$ (43.75)	
Public Works	50.060	Sewer Lift Stations Surcharge	Residential Sewer Lift Station Service Rates - Henshaw Ave.		\$ 27.74	\$ 27.74	\$ -	
Public Works	50.060	Sewer Lift Stations Surcharge	Nonresidential Sewer Lift Station Service Rates - Henshaw Ave.		\$ 39.20	\$ 39.20	\$ -	
Public Works	50.060	Sewer Lift Stations Surcharge	Residential Sewer Lift Station Service Rates - Oates Business Park		\$ -	\$ -	\$ -	Does not apply
Public Works	50.060	Sewer Lift Stations Surcharge	Nonresidential Sewer Lift Station Service Rates - Oates Business Park		\$ 0.70	\$ 0.70	\$ -	
Public Works	50.060	Sewer Lift Stations Surcharge	Residential Sewer Lift Station Service Rates - Northwest Chico		\$ 2.36	\$ 2.36	\$ -	
Public Works	50.060	Sewer Lift Stations Surcharge	Nonresidential Sewer Lift Station Service Rates - Northwest Chico		\$ 0.24	\$ 0.24	\$ -	
Public Works	50.060	Sewer Lift Stations Surcharge	Residential Sewer Lift Station Service Rates - Henshaw/Guynn		\$ 6.00	\$ 6.00	\$ -	
Public Works	50.060	Sewer Lift Stations Surcharge	Nonresidential Sewer Lift Station Service Rates - Henshaw/Guynn		\$ 0.60	\$ 0.60	\$ -	
Public Works	50.060	Sewer Lift Stations Surcharge	Residential Sewer Lift Station Service Rates - Holly Ave.		\$ 12.46	\$ 12.46	\$ -	
Public Works	50.060	Sewer Lift Stations Surcharge	Nonresidential Sewer Lift Station Service Rates - Holly Ave.		\$ 1.25	\$ 1.25	\$ -	
Public Works	50.060	Sewer Lift Stations Surcharge	Residential Sewer Lift Station Service Rates - Lassen Ave.		\$ 0.97	\$ 0.97	\$ -	

Department	Fee Schedule #	Fee Schedule Title	Fee Item Description	Inflator	Previous Fees	Proposed Fee FY 26-27	Fee Change	Notes
Public Works	50.060	Sewer Lift Stations Surcharge	Nonresidential Sewer Lift Station Service Rates - Lassen Ave.		\$ 0.10	\$ 0.10	\$ -	
Public Works	50.060	Sewer Lift Stations Surcharge	Residential Sewer Lift Station Service Rates - Chico Municipal Airport		\$ -	\$ -	\$ -	Does not apply
Public Works	50.060	Sewer Lift Stations Surcharge	Nonresidential Sewer Lift Station Service Rates - Chico Municipal Airport		\$ 0.61	\$ 0.61	\$ -	
Public Works	50.060	Sewer Lift Stations Surcharge	Residential Sewer Lift Station Service Rates - Cussick-Lassen		\$ 7.04	\$ 7.04	\$ -	
Public Works	50.060	Sewer Lift Stations Surcharge	Nonresidential Sewer Lift Station Service Rates - Cussick-Lassen		\$ 0.70	\$ 0.70	\$ -	
Public Works	50.060	Sewer Lift Stations Surcharge	Residential Sewer Lift Station Service Rates - Cohasset Road		\$ -	\$ -	\$ -	Does not apply
Public Works	50.060	Sewer Lift Stations Surcharge	Nonresidential Sewer Lift Station Service Rates - Cohasset Road		\$ 1.28	\$ 1.28	\$ -	
Public Works	50.060	Sewer Lift Stations Surcharge	Residential Sewer Lift Station Service Rates - Garner Lane		\$ 2.40	\$ 2.40	\$ -	Per Ccf
Public Works	50.060	Sewer Lift Stations Surcharge	Nonresidential Sewer Lift Station Service Rates - Garner Lane		\$ 2.40	\$ 2.40	\$ -	Per Ccf
Community Development	60.110	Subdivision Fees	Checking of Final Maps and Parcel Map - Maps with Improvements - Initial Deposit	PC	\$ -	\$ -	\$ -	1 1/2% of initial estimated construction cost of all improvements as prepared by sub dividers' engineers. Payment due upon initial submittal of plans and specs.
Community Development	60.110	Subdivision Fees	Checking of Final Maps and Parcel Map - Maps with Improvements - Final Fee	PC	\$ -	\$ -	\$ -	Actual City cost for checking map and improvement plans and specs. Any additional amount to be paid prior to issuance of approved plans and specs. Refunds to be paid by City to sub divider within 60 days a Full Time Equivalent Student issuance of approved plans and specs.
Community Development	60.110	Subdivision Fees	Maps With No Public and Joint-Use Private Improvements - Initial Deposit	PC	\$ 3,245.50	\$ 3,527.50	\$ 282.00	Upon initial submittal of maps for checking.
Community Development	60.110	Subdivision Fees	Maps With No Public and Joint-Use Private Improvements - Final Fee, actual cost for checking maps	PC	\$ -	\$ -	\$ -	Additional amount, if any, to be paid by sub divider to City prior to recording of map. Refunds, if any, to be paid by City within 60 days a Full Time Equivalent Student recording map.
Community Development	60.110	Subdivision Fees	Improvement Inspection Fees - Subdivisions - Initial Deposit	PC	\$ -	\$ -	\$ -	Initial deposit = 2% of total construction costs of all improvements as determined by the Community Development Director. Prior to inspection of improvements
Community Development	60.110	Subdivision Fees	Improvement Inspection Fees - Subdivisions - Final Fee	PC	\$ -	\$ -	\$ -	The actual City cost of improvement inspections.

Department	Fee Schedule #	Fee Schedule Title	Fee Item Description	Inflator	Previous Fees	Proposed Fee FY 26-27	Fee Change	Notes
Community Development	60.110	Subdivision Fees	Planned Development Subdivisions	PC	\$ -	\$ -	\$ -	\$100.00 per acre or any portion thereof. Prior to issuance of approved plans and specs by the Community Development Director.

City of Chico - Building

Consolidated Bldg & P/C New Construction Fees - Effective JULY 6, 2026

Exhibit "1" to City of Chico Fee Schedule 21.025

FY2026/2027 Master Fee Schedule



<u>ICC Building Type</u>	<u>Occupancy</u>	<u>Size Basis (Square Feet)</u>	<u>FY 26-27 Base Fee (Plan Check and Inspection Combined)</u>	<u>Incremental Cost in Excess of Base Fee level (per Square Foot)</u>	
Commercial Occupancies:					
A-1 / A-3	Assembly: Church, Hall (no food or drink), Performing Arts, Theater, Auditorium, Museum, Gymnasium, Art Gallery, Apartment Complex Recreation Building, Library	1,000	\$15,773.00	\$2.83	
		2,000	\$19,132.00	\$0.95	
		5,000	\$22,511.00	\$0.82	
		10,000	\$26,901.00	\$0.53	
		25,000	\$36,475.00	\$2.65	
A-1 / A-3	Shell	1,000	\$13,663.00	\$2.15	
		2,000	\$16,409.00	\$0.73	
		5,000	\$19,223.00	\$0.60	
		10,000	\$23,034.00	\$0.39	
		25,000	\$30,989.00	\$3.70	
A-1 / A-3	First Infill	400	\$4,503.00	\$1.05	
		800	\$5,445.00	\$0.76	
		2,000	\$6,420.00	\$0.89	
		4,000	\$7,572.00	\$0.47	
		10,000	\$10,204.00	\$3.43	
A-2	Assembly, Restaurant, Bar, Banquet Hall (Over 49 Occupants)	Complete Build-out	1,000	\$12,868.00	\$1.73
			2,000	\$15,393.00	\$1.00
			5,000	\$18,158.00	\$0.71
			10,000	\$21,729.00	\$0.45
			25,000	\$28,930.00	\$3.15
A-2	Shell	1,000	\$11,818.00	\$1.33	
		2,000	\$13,950.00	\$0.71	
		5,000	\$16,323.00	\$0.50	
		10,000	\$19,594.00	\$0.31	
		25,000	\$25,858.00	\$4.49	
A-2	First Infill	400	\$3,141.00	\$0.78	
		800	\$3,836.00	\$0.60	
		2,000	\$4,554.00	\$0.69	
		4,000	\$5,481.00	\$0.27	
		10,000	\$7,214.00	\$4.91	
A-4	Assembly, Indoor Sporting Spectator Seating	2,000	\$14,541.00	\$1.70	
		4,000	\$17,747.00	\$0.53	
		10,000	\$20,975.00	\$0.44	
		20,000	\$25,856.00	\$0.27	
		50,000	\$35,071.00	\$5.22	
B	Assembly, Restaurant, Bar, Banquet Hall (49 Occupants and Under)	Complete Build-out	400	\$9,035.00	\$3.93
			800	\$10,809.00	\$1.21
			2,000	\$12,742.00	\$1.02
			4,000	\$14,752.00	\$0.68
			10,000	\$19,359.00	\$1.87

<u>ICC Building Type</u>	<u>Occupancy</u>	<u>Size Basis (Square Feet)</u>	<u>FY 26-27 Base Fee (Plan Check and Inspection Combined)</u>	<u>Incremental Cost in Excess of Base Fee level (per Square Foot)</u>
B	Shell	400	\$8,032.00	\$1.58
		800	\$9,457.00	\$0.87
		2,000	\$11,007.00	\$1.34
		4,000	\$12,720.00	\$0.32
		10,000	\$16,526.00	\$2.73
B	First Infill	400	\$1,693.00	\$0.76
		800	\$2,025.00	\$0.26
		2,000	\$2,367.00	\$0.26
		4,000	\$2,924.00	\$0.15
		10,000	\$3,873.00	\$9.05
B	Business Office Complete Build-Out	1,000	\$8,961.00	\$0.97
		2,000	\$10,628.00	\$0.66
		5,000	\$12,522.00	\$0.42
		10,000	\$14,524.00	\$0.27
		25,000	\$19,079.00	\$5.06
B	Shell	1,000	\$8,402.00	\$0.92
		2,000	\$9,835.00	\$0.36
		5,000	\$11,373.00	\$0.37
		10,000	\$13,118.00	\$0.19
		25,000	\$17,162.00	\$6.38
B	First Infill	400	\$2,417.00	\$0.60
		800	\$2,951.00	\$0.61
		2,000	\$3,509.00	\$0.39
		4,000	\$4,289.00	\$0.21
		10,000	\$5,717.00	\$6.19
B	Medical Office (Outpatient) Complete Build-out	1,000	\$10,052.00	\$1.16
		2,000	\$12,075.00	\$0.73
		5,000	\$14,213.00	\$0.53
		10,000	\$16,511.00	\$0.34
		25,000	\$21,804.00	\$4.15
B	Shell	1,000	\$8,646.00	\$0.87
		2,000	\$10,220.00	\$0.52
		5,000	\$11,887.00	\$0.53
		10,000	\$13,793.00	\$0.32
		25,000	\$18,075.00	\$5.04
B	First Infill	1,186	\$2,342.00	\$0.69
		1,341	\$2,826.00	\$0.50
		1,681	\$3,348.00	\$0.34
		2,070	\$4,126.00	\$0.19
		2,723	\$5,424.00	\$6.58
B	Other: Bank / Beauty Shop Complete Build-out	1,000	\$12,532.00	\$1.65
		2,000	\$15,402.00	\$0.81
		5,000	\$18,228.00	\$0.53
		10,000	\$21,497.00	\$0.37
		25,000	\$29,384.00	\$3.80

<u>ICC Building Type</u>	<u>Occupancy</u>	<u>Size Basis (Square Feet)</u>	<u>FY 26-27 Base Fee (Plan Check and Inspection Combined)</u>	<u>Incremental Cost in Excess of Base Fee level (per Square Foot)</u>
B	Shell	1,000	\$10,996.00	\$1.42
		2,000	\$13,322.00	\$0.71
		5,000	\$15,613.00	\$0.50
		10,000	\$18,461.00	\$0.34
		25,000	\$25,019.00	\$4.20
B	First Infill	400	\$3,081.00	\$1.54
		800	\$3,767.00	\$0.52
		2,000	\$4,476.00	\$0.47
		4,000	\$5,555.00	\$0.29
		10,000	\$7,512.00	\$4.77
B	Other: Carwash / Laundromat Complete Build-out	400	\$12,193.00	\$3.91
		800	\$14,548.00	\$1.26
		2,000	\$16,928.00	\$1.15
		4,000	\$19,977.00	\$0.86
		10,000	\$26,734.00	\$1.75
B	Shell	400	\$10,302.00	\$2.04
		800	\$12,142.00	\$1.00
		2,000	\$14,001.00	\$0.92
		4,000	\$16,459.00	\$0.65
		10,000	\$21,889.00	\$2.26
B	First Infill	400	\$3,073.00	\$1.26
		800	\$3,768.00	\$0.61
		2,000	\$4,511.00	\$0.47
		4,000	\$5,462.00	\$0.18
		10,000	\$7,249.00	\$5.80
E	Educational through the 12th grade Complete Build-out	5,000	\$14,572.00	\$0.60
		10,000	\$17,311.00	\$0.16
		25,000	\$20,165.00	\$0.10
		50,000	\$23,682.00	\$0.11
		125,000	\$31,154.00	\$14.61
E	Shell	5,000	\$12,900.00	\$0.48
		10,000	\$15,101.00	\$0.16
		25,000	\$17,385.00	\$0.10
		50,000	\$20,401.00	\$0.05
		125,000	\$26,526.00	\$19.86
E	First Infill	1,000	\$2,902.00	\$0.63
		2,000	\$3,576.00	\$0.19
		5,000	\$4,241.00	\$0.16
		10,000	\$5,162.00	\$0.10
		25,000	\$6,799.00	\$13.12
E	Daycare (More than 6 children aged 2 years or older) Complete Build-out	1,000	\$8,660.00	\$1.12
		2,000	\$10,303.00	\$0.65
		5,000	\$12,104.00	\$0.44
		10,000	\$14,059.00	\$0.27
		25,000	\$18,250.00	\$4.96

<u>ICC Building Type</u>	<u>Occupancy</u>	<u>Size Basis (Square Feet)</u>	<u>FY 26-27 Base Fee (Plan Check and Inspection Combined)</u>	<u>Incremental Cost in Excess of Base Fee level (per Square Foot)</u>
E	Shell	1,000	\$7,682.00	\$0.94
		2,000	\$9,004.00	\$0.36
		5,000	\$10,428.00	\$0.44
		10,000	\$12,095.00	\$0.19
		25,000	\$15,535.00	\$6.17
E	First Infill	1,000	\$2,310.00	\$0.44
		2,000	\$2,791.00	\$0.15
		5,000	\$3,290.00	\$0.15
		10,000	\$4,055.00	\$0.06
		25,000	\$5,200.00	\$17.15
F-1 / F-2	Factory and Industrial (Moderate or Low Hazard), Fabricating Complete Build-out	6,000	\$16,190.00	\$0.44
		12,000	\$19,090.00	\$0.23
		30,000	\$22,173.00	\$0.10
		60,000	\$26,582.00	\$0.05
		150,000	\$35,164.00	\$17.86
F-1 / F-2	Shell	6,000	\$14,248.00	\$0.39
		12,000	\$16,594.00	\$0.15
		30,000	\$19,077.00	\$0.10
		60,000	\$22,804.00	\$0.10
		150,000	\$29,872.00	\$18.34
F-1 / F-2	First Infill	2,000	\$3,610.00	\$0.36
		4,000	\$4,403.00	\$0.13
		10,000	\$5,223.00	\$0.13
		20,000	\$6,596.00	\$0.06
		50,000	\$8,721.00	\$20.54
H	Hazardous - Gas Station / Auto Repair (Exceeds allowable quantities of Hazardous Materials) Complete Build-out	800	\$10,316.00	\$1.92
		1,600	\$12,585.00	\$1.02
		4,000	\$15,006.00	\$0.69
		8,000	\$17,644.00	\$0.37
		20,000	\$23,352.00	\$3.33
H	Shell	800	\$9,048.00	\$1.28
		1,600	\$10,877.00	\$0.71
		4,000	\$12,813.00	\$0.52
		8,000	\$15,069.00	\$0.37
		20,000	\$19,796.00	\$3.96
H	First Infill	400	\$2,941.00	\$1.29
		800	\$3,567.00	\$0.66
		2,000	\$4,211.00	\$0.48
		4,000	\$5,192.00	\$0.19
		10,000	\$6,737.00	\$5.51
I	Institutional: Supervised Environment, Hospital / Nursing Home/ Restrained/ Day Care (Not classified as an E) Complete Build-out	4,000	\$22,371.00	\$0.94
		8,000	\$26,828.00	\$0.50
		20,000	\$31,584.00	\$0.21
		40,000	\$38,222.00	\$0.15
		100,000	\$51,556.00	\$8.42

<u>ICC Building Type</u>	<u>Occupancy</u>	<u>Size Basis (Square Feet)</u>	<u>FY 26-27 Base Fee (Plan Check and Inspection Combined)</u>	<u>Incremental Cost in Excess of Base Fee level (per Square Foot)</u>
I	Shell	4,000	\$19,188.00	\$0.66
		8,000	\$22,702.00	\$0.27
		20,000	\$26,477.00	\$0.16
		40,000	\$32,071.00	\$0.11
		100,000	\$42,864.00	\$11.78
I	First Infill	1,000	\$4,003.00	\$1.03
		2,000	\$5,002.00	\$0.44
		5,000	\$5,975.00	\$0.23
		10,000	\$7,266.00	\$0.16
		25,000	\$9,817.00	\$9.07
M	Retail Complete Build-out	3,000	\$24,707.00	\$1.08
		6,000	\$30,069.00	\$0.45
		15,000	\$35,314.00	\$0.32
		30,000	\$43,292.00	\$0.19
		75,000	\$59,793.00	\$6.95
M	Shell	3,000	\$21,188.00	\$0.95
		6,000	\$25,519.00	\$0.39
		15,000	\$29,773.00	\$0.26
		30,000	\$36,558.00	\$0.16
		75,000	\$50,151.00	\$8.18
M	First Infill	500	\$4,981.00	\$1.42
		1,000	\$6,162.00	\$0.60
		2,500	\$7,276.00	\$0.50
		5,000	\$9,023.00	\$0.23
		12,500	\$12,334.00	\$5.14
S-1	Repair Garage/Repair Hangar	4,000	\$15,543.00	\$0.60
		8,000	\$18,595.00	\$0.29
		20,000	\$21,999.00	\$0.18
		40,000	\$26,443.00	\$0.10
		100,000	\$35,123.00	\$12.62
S-1	Storage / Mini Storage / Warehouse (Moderate Hazard)**	2,000	\$8,621.00	\$0.52
		4,000	\$9,798.00	\$0.06
		10,000	\$11,298.00	\$0.29
		20,000	\$13,656.00	\$0.11
		50,000	\$17,481.00	\$10.42
S-2	Storage / Warehouse (Low Hazard)	4,000	\$12,975.00	\$0.44
		8,000	\$14,927.00	\$0.26
		20,000	\$17,203.00	\$0.11
		40,000	\$20,650.00	\$0.05
		100,000	\$26,656.00	\$16.57
S-2	Parking Garage	10,000	\$24,584.00	\$0.48
		20,000	\$29,255.00	\$0.13
		50,000	\$34,151.00	\$0.11
		100,000	\$42,231.00	\$0.11
		250,000	\$56,598.00	\$16.08

<u>ICC Building Type</u>	<u>Occupancy</u>	<u>Size Basis (Square Feet)</u>	<u>FY 26-27 Base Fee (Plan Check and Inspection Combined)</u>	<u>Incremental Cost in Excess of Base Fee level (per Square Foot)</u>
S-1	Hangars / T-Hangar**	4,000	\$8,864.00	\$0.32
		8,000	\$10,099.00	\$0.19
		20,000	\$11,582.00	\$0.06
		40,000	\$13,594.00	\$0.03
		100,000	\$16,753.00	\$22.90
Residential Occupancies:				
R-1	Hotel, Motel - Transient**	4,000	\$35,262.00	\$1.12
		8,000	\$46,007.00	\$0.47
		20,000	\$55,011.00	\$0.47
		40,000	\$66,269.00	\$0.26
		100,000	\$95,437.00	\$5.37
R-2	Multiple Family, Condominium, Apartment**	2,500	\$15,231.00	\$1.26
		5,000	\$18,814.00	\$0.55
		10,000	\$22,049.00	\$0.61
		20,000	\$29,101.00	\$0.71
		40,000	\$45,685.00	\$3.23
R-3	SFR / Duplex - (Custom; Includes garages up to 500 Sq. Ft. and porches up to 300 Sq. Ft.)	500	\$4,376.00	\$0.97
		1,000	\$5,062.00	\$0.60
		2,000	\$5,789.00	\$0.82
		4,000	\$7,468.00	\$0.76
		8,000	\$10,943.00	\$2.67
R-3	SFR / Duplex (Master/Model: Plan Check only - Non site specific; Includes garages and covered porches)	500	\$3,000.00	\$0.71
		1,000	\$3,817.00	\$0.42
		2,000	\$4,437.00	\$0.60
		4,000	\$6,083.00	\$0.58
		8,000	\$9,786.00	\$3.86
R-3	Townhouse/Rowhouse**	500	\$7,033.00	\$2.84
		1,000	\$8,653.00	\$1.13
		2,000	\$9,945.00	\$1.47
		4,000	\$13,299.00	\$1.68
		8,000	\$20,962.00	\$1.37
R-4	Residential, Care/Assisted Living	2,000	\$9,446.00	\$0.60
		4,000	\$10,768.00	\$0.34
		8,000	\$12,316.00	\$0.37
		16,000	\$15,756.00	\$0.36
		32,000	\$22,120.00	\$5.20
U	Garage / Shed / Shop / Poolhouse**	125	\$1,155.00	\$1.36
		250	\$1,350.00	\$0.53
		500	\$1,503.00	\$0.65
		1,000	\$1,871.00	\$0.81
		2,000	\$2,781.00	\$2.60
U	Carpport/Attached Patio Cover/Detached Patio Cover over 120 Sq. Ft.	100	\$905.00	\$1.47
		200	\$1,035.00	\$0.71
		500	\$1,179.00	\$0.36
		1,000	\$1,449.00	\$0.27
		2,500	\$1,893.00	\$5.01

** The reproduction or repeat of a Master plan may have building fees reduced up to 50% when the building is the

City of Chico - Building

Building Fees for Residential Alteration/Remodel/Addition Items

Exhibit "2" to the City of Chico Fee Schedule 21.025

Effective JULY 6, 2026

FY2026/2027 Master Fee Schedule



<u>Line #</u>	<u>Residential Occupancy</u>	<u>2026-27 Fees</u>
	CMU Block Wall:	
1	Up to 500 Lin.Ft.	\$763.00
2	Each Additional 500 Lin.Ft.	\$28.00
	Conversion to Habitable Area:	
3	Up to 500 Sq. Ft.	\$784.00
4	Each Additional 500 Sq. Ft.	\$49.00
	Deck or Balcony - New or Replacement:	
5	Up to 500 Sq. Ft.	\$752.00
6	Each Additional 500 Sq. Ft.	\$28.00
	Fence over 7':	
7	Up to 1,000 Lin.Ft.	\$523.00
8	Each Additional 1,000 Lin.Ft.	\$28.00
	Modular/Manufactured Home on Private Property (Per each Section) Note: Garages, Decks, Ramps and/or Covered Porches require a separate Permit.	
9		\$1,177.00
	Onsite Grading:	
10	50-100 Cubic Yards	\$443.00
11	Each Additional 100 Cubic Yards	\$114.00
	Exploration Permit - Non-Structural (Floor Plans must be submitted prior to permit issuance) Includes one inspection only.	
12		\$282.00
13	Propane Fuel Tank	\$547.00
	Remodel/Renovation (Non Structural) - Plans Required:	
14	Up to 500 Sq. Ft.	\$533.00
15	Each Additional 500 Sq. Ft.	\$13.00
16	Re-Pitch Roof Structure (Per Structure)	\$790.00
17	Retaining Wall - Each additional 100 Lin. Ft	\$791.00
	Stairs - New or Replacement	
18		\$612.00
19	Each Additional Stairway	\$28.00
	Structural Addition / Remodel/Renovation:	
20	Up to 500 Sq. Ft. (Remodel)	\$785.00
21	Each Additional 500 Sq. Ft. (Remodel)	\$28.00
	Swimming Pools:	
	*Additional Plan Review and Fees Apply if Pool Requires Site Grading and/or Retaining Wall(s)	
22	Abandon Swimming Pool or Spa (Site Plan Required) Master Plan Approval of Steel Schedule	\$282.00
23	Gunite Pools (Non Site Specific)	\$471.00
24	Inground Gunite (Repeat)	\$738.00
25	Inground Gunite (Non-Master Plan)	\$942.00
26	Fiberglass or Vinyl Master Plan Approval (Non Site Specific)	\$471.00

Line #	Residential Occupancy	2026-27 Fees
27	Fiberglass or Vinyl (Repeat)	\$689.00
28	Spa - Built In	\$822.00
29	Spa or Pool (Portable - Doughboy or Similar)	\$282.00
	Sunroom - Listed Pre-Approved Structure:	
30	Up to 500 Sq. Ft.	\$496.00
31	Each Additional 500 Sq. Ft.	\$49.00
	Sunroom - Unlisted and/or Conventional Wood Framed:	
32	Up to 500 Sq. Ft.	\$735.00
33	Each Additional 500 Sq. Ft.	\$49.00
	Trellis or Gazebo:	
34	Up to 500 Sq. Ft.	\$735.00
35	Each Additional 500 Sq. Ft.	\$28.00
36	Greywater Recovery System	\$571.00
	OVER THE COUNTER PERMITS (Non-Structural Only):	
37	Bathroom Remodel (Each Bathroom) Floor Plan Required Residential Demolition (Each Structure) Ref. Handout for Requirements. Fee may be waived if additional permissions and approvals are obtained for demo by Fire Dept.	\$427.00
38	ESCP Permit and Inspection	\$282.00
39		\$524.00
	Dry Rot / Termite Repair / Water Damage Repair (Plan required showing area of repair):	
40	Up to 500 Sq. Ft.	\$282.00
41	Each Additional 500 Sq. Ft.	\$28.00
42	Foundation Repair Per 100 L.F. (Provide Plan)	\$274.00
43	Insulation	\$141.00
44	Kitchen Remodel - Floor Plan Required	\$288.00
45	Reroof - (Per Structure)	\$282.00
46	Siding and/or Stucco Repair	\$282.00
	Solar Mounted on Existing Structure:	
	Note: Plan Check and applicable fees may be required for systems exceeding 40lbs/sf OR for systems being installed on a Conventional Framed Roof.	
	Residential Solar:	
47	15 kW or less	\$450.00
48	More than 15 kW	\$500.00 plus \$15 per kW above 15 kW
	Supporting Structures over 7' in height requires separate permit	
49	Window and/or Door Replacement or Retrofit (Like for like - No change of size or location) - Floor Plan Required	\$282.00
50	Window(s), Door(s), Skylight(s) - New Cut In (Provide Construction Details and Floor Plan)	\$311.00
	OTHER MISC. RESIDENTIAL FEES:	
51	Change of Residential Use	\$282.00
	Fire Department Application and Assistance:	
52	Fire Plan Check Processing Fee (in addition to Fire Dept. fees)	\$109.00

<u>Line #</u>	<u>Residential Occupancy</u>	<u>2026-27 Fees</u>
	ENGINEERING STORM WATER DIVISION REGULATIONS:	
	Storm Water Pollution Prevention Plan (SWPPP) City of Chico MS4	
53	Review and Inspections of Building Permits	\$1,502.00
54	Erosion and Sediment Control Plan (ESCP) review and inspection	\$1,083.00
55	Post Construction Standards Plan (PCSP) Small Project Plan Review and Inspections	\$1,083.00
56	Post Construction Standards Plan (PCSP) Regulated Project Plan Review and Inspections	\$1,679.00

City of Chico - Building

Building Fees for Commercial Alteration/Addition/Remodel Items

Exhibit "3" to the City of Chico Fee Schedule 21.025

Effective JULY 6, 2026

FY2026/2027 Master Fee Schedule



Line #	Commercial Occupancy	FY 2026-27 Fees
1	Preparatory Permit - For Interior Non-Structural work only. (Plans must be submitted prior to issuance of a prep. permit. Requires approval from Building Official. May include one inspection)	\$927.00
Awning(s):		
2	Up to 100 Lin. Ft.	\$1,694.00
3	Each Additional 100 Lin. Ft.	\$74.00
Change of Use / Occupancy		
4	Up to 1,000 Sq.Ft. Floor Area	\$721.00
5	Each Additional 1,000 Sq.Ft.	\$84.00
Structural Repair, Alteration (Beams/ Supports / Openings / Foundations):		
6	Minor: No Engineered Calculations Required	\$1,106.00
7	Major: Requires Engineered Calculations	\$2,128.00
Structural Remodel or Renovation:		
8	Up to 1,000 Sq.Ft.	\$2,163.00
9	Each additional 1,000 Sq. Ft.	\$111.00
Non-Structure Remodel or Renovation:		
10	Up to 1,000 Sq.Ft.	\$1,358.00
11	Each additional 1,000 Sq. Ft.	\$49.00
Window/Door Installation		
12	Installation and/or Relocation of Miscellaneous Single Items - Up to 5 (Windows/Doors)	\$759.00
13	Each additional 10 items	\$271.00
Seismic Retrofit or Repair:		
14	Up to 1,000 Sq.Ft.	\$3,981.00
15	Each Additional 1,000 Sq.Ft.	\$386.00
Demising Wall(s):		
16	Up to 100 Lin. Ft.	\$871.00
17	Each Additional 100 Lin. Ft.	\$74.00
Façade Remodel (Per Story): (Planning Department approval required)		
18	Up to 100 Lin. Ft.	\$2,336.00
19	Each Addl. 100 Lin.Ft.	\$161.00
T-Bar or Suspended Ceilings:		
20	Up to 1,000 Sq.Ft.	\$1,106.00
21	Each Addl 1,000 Sq.Ft.	\$101.00
Balcony / Decks Un-Covered (Per Structure):		
22	Up to 500 Sq.Ft.	\$1,454.00
23	Each Addl 500 Sq.Ft.	\$114.00
Balcony / Deck Covered (Per Structure):		
24	Up to 500 Sq.Ft.	\$1,700.00
25	Each Addl. 500 Sq.Ft.	\$153.00
26	Towers / Poles / Flagpoles / Freestanding Structures Over 6'	\$1,221.00
27	Cellular Antenna Mounted on Existing Tower (Per Antenna)	\$1,253.00
28	Loading Dock (Each)	\$1,637.00
29	Modular Commercial Coach - Permanent Use on Foundation System (per section)	\$1,880.00
30	Modular Commercial Coach (Temporary Use) Up to 1 Year	\$1,687.00
Signs:		
31	Pole or Freestanding Monument Signs 6' or Less	\$986.00
32	Each Additional Sign	\$86.00
33	Pole or Freestanding Monument Signs Over 6' Requires Structural Calculations & Additional Plan Review Fees	\$1,104.00
34	Each Additional Sign	\$113.00

Line #	Commercial Occupancy	FY 2026-27 Fees
35	Roof, Awning or Projection Sign Requires Structural Calculations & Plan Review Fee	\$872.00
36	Wall Mounted (Illuminated)	\$866.00
37	Each Additional Illuminated Sign	\$140.00
38	Wall Mounted (Non-Illuminated) - First Sign	\$795.00
39	Each Additional Non-Illuminated Sign	\$86.00
Commercial Swimming Pools/Spas:		
40	Abandonment of Pool or Spa (Site plan required)	\$564.00
41	Public Swimming Pool (each)	\$1,737.00
42	Public Heated Pool (each)	\$1,763.00
43	Public Spa/Hot Tub (each)	\$1,271.00
Paint Booths, Fuel Tanks, and Dispensing:		
44	Spray Paint Booth, Self Contained (Each)	\$1,249.00
45	Spray Paint Booth, Open Air (Each)	\$1,249.00
46	Combustible or Flammable Above Ground Tanks (Each)	\$1,758.00
47	Combustible or Flammable Underground Tanks (Each)	\$1,606.00
48	Fuel Dispensing Equipment Alterations/Repairs	\$1,530.00
Fixtures/Racking/Storage (Over 6' up to 10'):		
49	First 100 Lin. Ft.	\$1,628.00
50	Each Additional 100 Lin. Ft.	\$74.00
Fixtures/Racking/Storage (Over 10'):		
51	Up to 1000 Sq.Ft.	\$1,924.00
52	Each Additional 1000 Sq.Ft. Floor Area	\$196.00
53	Illuminated Directory Signage (Each)	\$628.00
Onsite Improvements:		
Parking Lot Striping, Path of Travel, Access Entry, Stairs, Ramps:		
54	First 50,000 Sq.Ft.	\$598.00
55	Each Addl. 50,000 Sq.Ft.	\$74.00
Grading:		
56	50-1,000 Cubic Yards	\$738.00
57	Each Additional 1,000 Cubic Yards	\$109.00
Light Standards / Lamp Poles:		
58	1-10 Standards / Poles	\$955.00
59	Each additional 10	\$195.00
Retaining Walls Over 4':		
60	First 100 Lin. Ft.	\$953.00
61	Each Additional 100 Lin. Ft.	\$132.00
Soundwalls and/or Fences over 7':		
62	First 100 Lin. Ft.	\$1,177.00
63	Each Additional 100 Lin. Ft.	\$195.00
Trash Enclosures:		
64	Each Enclosure	\$925.00
Tree Excavation & Root Barrier:		
65	First 10 root Barriers	\$311.00
66	Each additional 10 Barriers	\$101.00
Electrical Plan Review Required:		
Generators, Converters, Industrial Equipment / Dryers, Cooking / Baking Equipment, Conveyors or other Apparatus:		
67	Up to 50 KW (each)	\$616.00
68	50 - 100 KW (each)	\$678.00
69	100 - 500 KW (each)	\$717.00
70	Over 500 KW	\$752.00
Electric Services, Meters, Disconnects:		
71	Over 600 volts or over 1000 amps (each)	\$328.00
72	Utility Vaults (each)	\$410.00

Line #	Commercial Occupancy	FY 2026-27 Fees
	Solar Installations:	
73	50kW or less	\$1,001.00
74	50kW - 250kW	\$1,000.00 plus \$7 per kW > 50kW
75	More than 250kW	\$2,400.00 plus \$5 per kW > 250kW
	Mechanical Code Plan Review Required:	
76	All Roof Mounted Equipment in excess of 400 Lbs.Sq.Ft.	\$517.00
77	Suspended Unit Heaters	\$336.00
78	Hood & Ventilation Systems (New Install) (Type 1 requires fire suppression)	\$346.00
79	Cooling Boxes, Freezers (New Install)	\$346.00
80	Any Appliance or Equipment regulated by Code but not specifically classified or listed.	\$549.00
	Plumbing Code Plan Review Required:	
81	Gravity Grease Interceptor (Underground)	\$859.00
82	Hydro Mechanical Interceptor (aka Grease Trap)	\$738.00
83	Greywater Recovery System	\$766.00
84	Propane Fuel Tank	\$922.00
85	Appliances or Equipment regulated by Code but not specifically classified or listed.	\$575.00
	Over the Counter Permits:	
86	Exterior Renovation - Siding, Stucco	\$547.00
87	ESCP Permit and Inspection	\$524.00
	Reroofing (Depending on the proposed scope of work it may be determined that plans be submitted and approved prior to issuance of the permit. Additional time and fees may apply):	
88	Up to 50 Squares	\$339.00
89	50 - 100 Squares	\$426.00
90	100 - 500 Squares	\$549.00
91	Each Additional 100 Squares	\$122.00
	Mechanical, Plumbing, and Electrical Inspections:	
92	Simple Project 1 - 3 Components	\$339.00
93	Moderate Project 4 - 8 Components	\$409.00
94	Each Additional Component	\$28.00
	Other General Fees:	
95	Fire Plan Check Processing Fee (in addition to Fire Dept. fees)	\$143.00
96	Commercial Demolition Permit Fee (Each Structure) Reference Handout for Requirements. Fee may be waived if additional permissions and approvals are obtained for demo by Fire Dept.	\$282.00
	ENGINEERING DIVISION STORM WATER REGULATIONS:	
97	Storm Water Pollution Prevention Plan (SWPPP) City of Chico MS4 Review and Inspections of Building Permits	\$1,502.00
98	Erosion and Sediment Control Plan (ESCP) review and inspection	\$1,083.00
99	Post Construction Standards Plan (PCSP) Small Project Plan Review and Inspections	\$1,083.00
100	Post Construction Standards Plan (PCSP) Regulated Project Plan Review and Inspections	\$1,679.00



TO: Finance Committee

FROM: Barbara Martin, Administrative Services Director

RE: Summary Monthly Financial Report for February 2026

REPORT IN BRIEF:

The Administrative Services Director presents to the City Council the Monthly Financial Reports as of February 28, 2026, which include budget monitoring reports and revenue reports that provide a comprehensive look at the City's finances. The purpose of these reports is to enhance transparency, to increase staff's engagement in controlling their budgets, and to provide the City Council timely financial information.

RECOMMENDATION: No recommendation is required.

FISCAL IMPACT: N/A **Budgeted:** Yes **Supplemental Required:** No

BACKGROUND:

Article IX, Section 908 was added to the City's Charter in 1960, stating, "The finance officer shall submit to the Council through the City Manager monthly statements of receipts, disbursements and balances in such form as to show the exact financial condition of the city. At the end of each fiscal year the finance director shall submit a complete and detailed financial statement."

DISCUSSION:

The attached Summary Financial Report includes the Financial Summary by Fund, Fund Income Statements for Highlighted Funds, Department Operating Summary Reports, Interoffice Budget Modification Report, Cash Flow Projection, and an Investment Portfolio Report as referenced in the Table of Contents, through February 28, 2026.

ATTACHMENTS:

Summary Monthly Financial Report

CITY OF CHICO

SUMMARY MONTHLY FINANCIAL REPORTS
TABLE OF CONTENTS
FEBRUARY 28, 2026



	<u>PAGE</u> <u>REFERENCE</u>
FINANCIAL SUMMARY BY FUND	2-10
FUND INCOME STATEMENTS - (HIGHLIGHTED FUNDS)	
GENERAL FUND	F001 11-15
PARK FUND	F002 16-17
TRANSPORTATION	F212 18-19
STREETS AND ROADS	F307 20-21
SEWER - WPCP CAPACITY	F321 22
SEWER	F850 23-25
SEWER RESERVE	F851 26
PARKING REVENUE	F853 27-28
AIRPORT	F856 29-30
PRIVATE DEVELOPMENT - BUILDING	F871 31-32
PRIVATE DEVELOPMENT - PLANNING	F872 33-34
PRIVATE DEVELOPMENT - ENGINEERING	F873 35-36
PRIVATE DEVELOPMENT - FIRE	F874 37-38
DEPARTMENT OPERATING SUMMARY REPORTS	
ADMINISTRATIVE SERVICES	39-44
CITY ATTORNEY	45
CITY CLERK	46-47
CITY MANAGER	48-50
COMMUNITY DEVELOPMENT	51-56
FIRE	57-58
POLICE	59-63
PUBLIC WORKS - ENGINEERING	64-68
PUBLIC WORKS - OPERATIONS & MAINTENANCE	69-77
BUDGET MODIFICATION	78
CASH FLOW PROJECTION	79
INVESTMENT PORTFOLIO REPORT	80

City of Chico
Fiscal Year 2025-26
Financial Report Through February 2026

	6/30/2025 Available Balance	Year-To-Date Actuals				Modified Adopted Budget			
		Revenues	Expenditures	Xfers In/(Out)	Available Balance	Revenues	Expenditures	Xfers In/(Out)	Available Balance
<u>General Fund</u>									
001 General	20,363,584	39,426,734	39,409,978	(8,524,730)	11,855,610	75,237,193	67,601,564	(22,698,863)	5,300,350
002 Park	2,555	40,743	2,529,844	2,357,985	(128,561)	70,700	6,269,076	6,198,376	2,555
003 Emergency Reserve	11,664,967	0	0	18,982	11,683,949	0	0	1,905,806	13,570,773
004 General Fund Deficit	0	0	0	0	0	0	0	0	0
005 Measure H	24,348,685	10,568,633	14,284,567	(2,084,915)	18,547,836	25,300,000	45,035,134	(3,117,881)	1,495,670
006 Compensated Absence Reserve	1,573,554	7,788	0	0	1,581,342	0	0	0	1,573,554
008 American Rescue Plan Act of 2021	0	1,185,838	2,465,928	0	(1,280,090)	5,177,047	5,177,047	0	0
009 Debt Service Fund	0	0	645,305	645,305	0	0	645,322	645,322	0
011 Fire Victims Trust	22,015,637	106,534	3,404,035	0	18,718,136	0	21,067,722	0	947,915
050 Donations	433,229	185,099	95,029	0	523,299	90,000	265,726	0	257,503
051 Arts and Culture	576	48	38,435	38,435	624	0	38,435	38,435	576
052 Specialized Community Services	0	68	2,617,711	2,613,188	(4,455)	0	6,795,402	6,817,045	21,643
315 General Plan Reserve	1,757,519	8,812	0	152,936	1,919,267	0	61,172	211,533	1,907,880
316 CASp Certification and Training Fund	107,124	0	0	0	107,124	20,000	0	0	127,124
920 REVOLVING	(1,072)	228	0	0	(844)	0	0	0	(1,072)
TOTAL General Fund	82,266,358	51,530,525	65,490,832	(4,782,814)	63,523,237	105,894,940	152,956,600	(10,000,227)	25,204,471
<u>Enterprise Funds</u>									
320 Sewer-Trunk Line Capacity	5,704,291	379,527	267,488	(122,902)	5,693,428	460,000	6,044,687	(75,640)	43,964
321 Sewer-WPCP Capacity	43,624	406,032	5,157	(374,532)	69,967	480,000	58,457	(465,168)	(1)
322 Sewer-Main Installation	461,486	230,342	28,230	0	663,598	116,000	64,210	0	513,276
323 Sewer-Lift Stations	464,528	18,745	956	0	482,317	56,500	27,286	0	493,742
850 Sewer	127,102,339	7,677,730	11,778,533	(2,982,453)	120,019,083	16,110,000	37,275,575	15,536,276	121,473,040
851 WPCP Capital Reserve	21,978,208	110,941	0	1,141,946	23,231,095	1,500,000	0	(17,552,892)	5,925,316
852 Sewer Debt Service	(12,135,690)	0	(2,512)	2,301,205	(9,831,973)	0	2,470,895	2,470,896	(12,135,689)
853 Parking Revenue	2,438,742	528,728	845,328	(1,500)	2,120,642	898,000	1,470,540	(2,250)	1,863,952
854 Parking Revenue Reserve	321,536	1,591	0	0	323,127	0	0	0	321,536
856 Airport	6,781,972	517,292	689,899	(52,222)	6,557,143	1,906,000	2,182,008	121,548	6,627,512
857 Airport Improvement Grants	10,130,232	0	0	0	10,130,232	1,844,924	3,437,023	44,534	8,582,667
862 Private Development	0	1,677	0	0	1,677	0	0	0	0
863 Subdivisions	524,639	602,951	573,287	0	554,303	840,485	1,109,463	0	255,661
871 Private Development - Building	2,131,776	1,589,655	1,666,543	93,585	2,148,473	2,087,100	3,643,364	122,295	697,807
872 Private Development - Planning	752,825	572,883	662,247	26,814	690,275	780,000	1,305,476	35,521	262,870
873 Private Development - Engineering	967,420	422,306	666,981	28,139	750,884	707,000	1,344,966	69,735	399,189
874 Private Development - Fire	870,033	195,832	168,009	13,366	911,222	246,000	496,981	20,068	639,120
875 Cannabis Permit Program	214,074	48,593	23,160	0	239,507	126,000	180,732	0	159,342
876 City Recreation	119,002	105	243,663	0	(124,556)	240,000	410,115	0	(51,113)
877 Fiber Utility	0	0	9,900	0	(9,900)	203,265	203,265	0	0

City of Chico
Fiscal Year 2025-26
Financial Report Through February 2026

	6/30/2025 Available Balance	Year-To-Date Actuals				Modified Adopted Budget			
		Revenues	Expenditures	Xfers In/(Out)	Available Balance	Revenues	Expenditures	Xfers In/(Out)	Available Balance
960 GASB 68-Fund 850	(7,608,605)	0	0	0	(7,608,605)	0	0	0	(7,608,605)
961 GASB 68-Fund 853	(805,269)	0	0	0	(805,269)	0	0	0	(805,269)
962 GASB 68-Fund 856	(740,137)	0	0	0	(740,137)	0	0	0	(740,137)
963 GASB 68-Fund 863	(7,377,681)	0	0	0	(7,377,681)	0	0	0	(7,377,681)
TOTAL Enterprise Funds	152,339,345	13,304,930	17,626,869	71,446	148,088,852	28,601,274	61,725,043	324,923	119,540,499
<u>Capital Improvement Funds</u>									
300 Capital Grants/Reimbursements	(5,123,539)	5,475,498	5,641,731	0	(5,289,772)	51,760,709	46,637,168	0	2
301 Building/Facility Improvement	128,729	646	7,464	0	121,911	0	92,598	0	36,131
303 Passenger Facility Charges	375,552	1,859	0	0	377,411	0	0	0	375,552
305 Bikeway Improvement	1,331,049	156,629	11,666	0	1,476,012	200,000	1,108,838	(2,000)	420,211
306 In Lieu Offsite Improvement	312,112	180,078	0	0	492,190	12,000	47,660	0	276,452
308 Street Facility Improvement	11,458,709	1,731,384	166,173	0	13,023,920	1,000,000	11,611,705	(10,000)	837,004
309 Storm Drainage Facility	1,202,579	349,984	18,087	0	1,534,476	200,000	294,694	(2,000)	1,105,885
312 Remediation Fund	0	(11)	423,022	423,034	1	0	604,360	604,360	0
330 Community Park	1,442,640	580,772	567,292	0	1,456,120	600,000	1,058,448	(6,000)	978,192
332 Bidwell Park Land Acquisition	(741,990)	13,939	888	0	(728,939)	20,000	6,587	(200)	(728,777)
333 Linear Parks/Grnws	1,528,429	94,650	5,178	0	1,617,901	100,000	37,646	(1,000)	1,589,783
335 Street Maintenance Equipment	1,056,424	61,447	53,670	0	1,064,201	70,000	298,856	(700)	826,868
336 Administrative Building	(375,441)	8,595	716	0	(367,562)	12,000	5,315	(120)	(368,876)
337 Fire Protection Building and Equipment	1,964,645	108,420	8,724	0	2,064,341	100,000	56,274	(1,000)	2,007,371
338 Police Protection Building and Equipment	3,268,808	162,660	626,800	0	2,804,668	160,000	2,759,846	(1,600)	667,362
340 Fund 340 - Neighborhood Parks	3,474,682	184,963	166,094	0	3,493,551	100,000	205,214	(1,000)	3,368,468
347 Zone I - Neighborhood Parks	0	0	0	0	0	0	0	0	0
400 Capital Projects	523,191	864,232	10,793,529	0	(9,406,106)	1,360,000	6,143,020	0	(4,259,829)
410 Bond Proceeds from Former RDA	71,601	(798)	0	0	70,803	0	0	(43,356)	28,245
931 Technology Replacement	938,011	4,842	413,675	727,934	1,257,112	0	1,726,840	1,009,460	220,631
932 Fleet Replacement	3,182,115	27,846	1,323,037	1,064,146	2,951,070	0	4,326,412	1,513,778	369,481
933 Facility Maintenance	2,742,129	13,299	1,131,162	364,881	1,989,147	0	2,897,465	464,881	309,545
934 Prefunding Equipment Liability Reserve- Police Dept.	196,900	1,559	88,106	368,137	478,490	0	390,463	368,137	174,574
938 Prefunding Equipment Liability Reserve-Fire Dept.	1,097,937	5,659	41,660	237,260	1,299,196	0	1,048,038	237,260	287,159
943 Public Infrastructure Replacement	6,042,444	21,630	185,812	(133,628)	5,744,634	0	5,688,023	2,648,405	3,002,826
TOTAL Capital Improvement Funds	36,097,716	10,049,782	21,674,486	3,051,764	27,524,776	55,694,709	87,045,470	6,777,305	11,524,260
<u>Internal Service Funds</u>									
010 City Treasury	(13)	2,472,371	1,024,637	0	1,447,721	1,240,000	1,239,999	0	(12)
900 General Liability Insurance Reserve	(1,588,053)	4,658,709	4,615,475	0	(1,544,819)	4,350,622	4,350,622	0	(1,588,053)
901 Work Compensation Insurance Reserve	(2,818,984)	1,319,503	1,709,221	0	(3,208,702)	1,955,834	1,777,080	0	(2,640,230)
902 Unemployment Insurance Reserve	354,464	35,849	9,450	0	380,863	53,467	65,000	0	342,931
903 CalPERS Unfunded Liability Reserve	9,874,184	9,548,995	14,062,199	0	5,360,980	15,985,696	14,062,199	0	11,797,681

City of Chico
Fiscal Year 2025-26
Financial Report Through February 2026

	6/30/2025 Available Balance	Year-To-Date Actuals				Modified Adopted Budget			
		Revenues	Expenditures	Xfers In/(Out)	Available Balance	Revenues	Expenditures	Xfers In/(Out)	Available Balance
904 Pension Stabilization Trust	8,662,306	354,327	8,856	0	9,007,777	0	0	1,648,809	10,311,115
929 Central Garage	(57,602)	1,904,932	1,826,087	(16,159)	5,084	2,697,551	2,717,433	(24,238)	(101,722)
930 Municipal Buildings Maintenance	(49,014)	1,584,929	1,509,361	(26,554)	0	2,384,021	2,354,082	(39,831)	(58,906)
935 Information Systems	206,464	3,383,038	3,589,502	0	0	6,493,798	6,633,182	0	67,080
964 GASB 68-Fund 929	(2,475,017)	0	0	0	(2,475,017)	0	0	0	(2,475,017)
965 GASB 68-Fund 930	(2,427,649)	0	0	0	(2,427,649)	0	0	0	(2,427,649)
966 GASB 68-Fund 935	(3,836,868)	0	0	0	(3,836,868)	0	0	0	(3,836,868)
TOTAL Internal Service Funds	5,844,218	25,262,653	28,354,788	(42,713)	2,709,370	35,160,989	33,199,597	1,584,740	9,390,350
<u>Special Revenue Funds</u>									
098 Justice Assist Grant (JAG)	(1,205)	(54)	1,259	1,180	(1,338)	0	1,770	1,770	(1,205)
099 Supp Law Enforcement Service	255,473	264,389	205,348	10,846	325,360	169,235	503,047	16,269	(62,070)
100 Grants-Operating Activities	147,652	1,249,720	71,805	28,619	1,354,186	1,238,119	92,485	(1,195,190)	98,096
201 Community Development Blk Grant	2,127,829	139,244	304,917	0	1,962,156	1,007,650	1,164,189	0	1,971,290
203 Community Development Blk Grant - DR	23,403,143	8,137,122	1,913,337	9,080	29,636,008	19,708,537	15,096,375	13,620	28,028,925
204 HOME - State Grants	1,866,619	15,000	0	0	1,881,619	0	0	0	1,866,619
206 HOME - Federal Grants	8,295,938	6,476	92,730	0	8,209,684	1,411,481	1,859,951	0	7,847,468
210 PEG - Public, Educational & Government Access	712,127	37,865	69,412	0	680,580	160,000	715,284	0	156,843
211 Traffic Safety	0	54,860	0	(54,860)	0	20,000	0	(20,000)	0
212 Transportation	10,425,208	1,545,273	733,606	(146,904)	11,089,971	3,668,631	13,411,448	(220,356)	462,035
217 Asset Forfeiture	33,605	130	10,224	0	23,511	0	10,336	0	23,269
218 National Opioid Settlement Fund	508,809	481,492	120,943	0	869,358	0	121,915	0	386,894
220 Assessment District Administration	66,513	329	0	0	66,842	0	0	0	66,513
307 Streets and Roads	8,468,865	3,495,528	6,898,775	1,863,436	6,929,054	7,254,959	18,170,653	2,795,154	348,325
316 CASp Certification and Training Fund	107,124	0	13,252	0	93,872	0	56,965	0	50,159
392 Affordable Housing	55,759,140	165,054	285,462	(9,080)	55,629,652	174,100	979,084	(13,620)	54,940,536
394 Permanent Local Housing Allocation Program (PLHA)	534,319	2,607	171,253	0	365,673	591,115	52,984	(147,035)	925,415
TOTAL Special Revenue Funds	112,711,159	15,595,035	10,892,323	1,702,317	119,116,188	35,403,827	52,236,486	1,230,612	97,109,112
<u>Redevelopment Funds</u>									
TOTAL Redevelopment Funds	0	0	0	0	0	0	0	0	0
<u>Successor Agency Funds</u>									
360 RDA Obligation Retirement Fund	5,004,626	3,164,721	0	(5,004,626)	3,164,721	8,220,102	0	(8,153,615)	5,071,113
390 Successor Agency to the Chico RDA	459,454	19,366	1,954,186	1,932,146	456,780	50,300	1,982,252	1,961,103	488,605
395 CalHome Grant - RDA	315,112	555	156,609	0	159,058	0	166,183	0	148,929
396 HRBD Remediation Monitoring	639,203	3,157	23,696	0	618,664	0	78,215	0	560,988
399 Chico Urban Area JPFA	4,071,135	1,935,473	6,528	0	6,000,080	1,900,000	6,792	(1,195,793)	4,768,550
661 2017 TARBS-A DEBT SERVICE	22,020	0	3,250	3,072,480	3,091,250	0	6,192,512	6,192,512	22,020
699 Chico Urban Area JPFA Debt Service	0	0	0	0	0	0	1,195,793	1,195,793	0

City of Chico
Fiscal Year 2025-26
Financial Report Through February 2026

	6/30/2025 Available Balance	Year-To-Date Actuals				Modified Adopted Budget			
		Revenues	Expenditures	Xfers In/(Out)	Available Balance	Revenues	Expenditures	Xfers In/(Out)	Available Balance
959 JPFA Reserve	1,195,794	0	0	0	1,195,794	0	0	0	1,195,794
TOTAL Successor Agency Funds	11,707,344	5,123,272	2,144,269	0	14,686,347	10,170,402	9,621,747	0	12,255,999
<u>Assessment District Funds</u>									
443 Eastwood Assessment Capital	0	0	0	0	0	0	0	0	0
731 Southeast Chico Sewer Redemption	109,846	0	0	0	109,846	0	0	0	109,846
735 Southeast Chico Sewer Refunding No. 1 Reserve	61,371	0	0	0	61,371	0	0	0	61,371
755 Village Park Refunding Redemption	319,016	0	0	0	319,016	0	0	0	319,016
764 Mission Ranch Redemp	2,544	0	0	0	2,544	0	0	0	2,544
765 Mission Ranch Reserve	14,291	83	0	0	14,374	0	0	0	14,291
TOTAL Assessment District Funds	507,068	83	0	0	507,151	0	0	0	507,068
<u>Maintenance District Funds</u>									
101 CMD No. 1 - Springfield Estates	79	3,715	10,093	0	(6,299)	0	10,186	10,650	543
102 CMD No. 2 - Springfield Manor	0	6,624	11,767	0	(5,143)	0	14,851	15,833	982
103 CMD No. 3 - Skyway Park	1,138	1,389	3,342	0	(815)	0	2,377	0	(1,239)
104 CMD No. 4 - Target Shopping Center	29	1,953	2,705	0	(723)	0	3,030	2,614	(387)
105 CMD No. 5 - Chico Mall	5,406	476	2,495	0	3,387	0	4,406	0	1,000
106 CMD No. 6 - Charolais Estates	29	2,330	1,230	0	1,129	0	1,955	2,013	87
111 CMD No. 11 - Vista Canyon	0	3,216	8,266	0	(5,050)	0	13,821	13,143	(678)
113 CMD No. 13 - Olive Grove Estates	0	3,600	4,305	0	(705)	0	3,985	0	(3,985)
114 CMD No. 14 - Glenshire	27	996	1,536	0	(513)	0	2,472	2,591	146
116 CMD No. 16 - Forest Ave/Hartford	0	1,619	2,219	0	(600)	0	2,546	1,665	(881)
117 CMD No. 17 - SHR 99/E. 20th Street	9,913	49	235	0	9,727	0	300	0	9,613
118 CMD No. 18 - Lowes	29	3,912	2,377	0	1,564	0	2,416	0	(2,387)
121 CMD No. 21 - E. 20th Street/Forest Avenue	0	4,077	4,235	0	(158)	0	4,069	2,202	(1,867)
122 CMD No. 22 - Oak Meadows Condos	0	1,720	2,763	0	(1,043)	0	4,234	2,458	(1,776)
123 CMD No. 23 - Foothill Park No. 11	27	4,411	11,170	0	(6,732)	0	3,767	5,786	2,046
126 CMD No. 26 - Manzanita Estates	164	1	0	0	165	0	0	0	164
127 CMD No. 27 - Bidwell Vista	0	2,852	2,697	0	155	0	2,200	497	(1,703)
128 CMD No. 28 - Burney Drive	658	58	126	0	590	0	235	0	423
129 CMD No. 29 - Black Hills Estates	27	1,021	1,609	0	(561)	0	2,280	1,967	(286)
130 CMD No. 30 - Foothill Park Unit I	0	4,281	11,892	0	(7,611)	0	14,568	15,008	440
131 CMD No. 31 - Capshaw/Smith Subdivision	196	324	0	0	520	0	410	0	(214)
132 CMD No. 32 - Floral Garden Subdivision	468	1,840	1,907	0	401	0	2,573	719	(1,386)
133 CMD No. 33 - Eastside Subdivision	0	2,771	2,955	0	(184)	0	4,452	3,492	(960)
136 CMD No. 36 - Duncan Subdivision	29	2,135	1,481	0	683	0	1,957	3,896	1,968
137 CMD No. 37 - Springfield Drive	3,937	19	727	0	3,229	0	1,351	0	2,586
147 CMD No. 47 - US Rents	4,897	24	0	0	4,921	0	0	0	4,897
160 CMD No. 60 - Camden Park	315	6	0	0	321	0	0	0	315

City of Chico
Fiscal Year 2025-26
Financial Report Through February 2026

	6/30/2025 Available Balance	Year-To-Date Actuals				Modified Adopted Budget			
		Revenues	Expenditures	Xfers In/(Out)	Available Balance	Revenues	Expenditures	Xfers In/(Out)	Available Balance
161 CMD No. 61 - Ravenshoe	6,110	1,683	848	0	6,945	0	1,245	0	4,865
163 CMD No. 63 - Fleur De Parc	16,859	83	92	0	16,850	0	0	0	16,859
164 CMD No. 64 - Eaton Village	47,623	3,527	2,184	0	48,966	0	4,264	0	43,359
165 CMD No. 65 - Parkway Village	25,432	8,027	7,029	0	26,430	0	11,957	0	13,475
166 CMD No. 66 - Heritage Oak	2,040	5,193	10,727	0	(3,494)	0	7,013	0	(4,973)
167 CMD No. 67 - Cardiff Estates	10,571	1,457	1,150	0	10,878	0	2,206	0	8,365
168 CMD No. 68 - Woest Orchard	39,638	196	0	0	39,834	0	291	0	39,347
169 CMD No. 69 - Carriage Park	16,255	4,782	4,271	0	16,766	0	6,022	0	10,233
170 CMD No. 70 - EW Heights	7,220	4,978	2,090	0	10,108	0	3,948	0	3,272
171 CMD No. 71 - Hyde Park	651	4,240	4,971	0	(80)	0	6,441	0	(5,790)
173 CMD No. 73 - Walnut Park Subdivision	(74,509)	12,663	15,118	0	(76,964)	0	10,637	0	(85,146)
175 CMD No. 75 - Alamo Avenue	(2,876)	3,821	2,916	0	(1,971)	0	4,564	0	(7,440)
176 CMD No. 76 - Lindo Channel Estates	7,874	1,656	2,636	0	6,894	0	2,130	0	5,744
177 CMD No. 77 - Ashby Park	82,185	8,536	11,889	0	78,832	0	6,460	0	75,725
178 CMD No. 78 - Creekside Subdivision	70,737	5,780	531	0	75,986	0	2,262	0	68,475
179 CMD No. 79 - Mission Ranch Commercial	10,868	2,976	4,603	0	9,241	0	6,318	0	4,550
180 CMD No. 80 - Home Depot	331,200	7,665	2,454	0	336,411	0	7,307	0	323,893
181 CMD No. 81 - Aspen Glen	163,330	15,599	14,228	0	164,701	0	21,467	0	141,863
182 CMD No. 82 - Meadowood	61,060	7,950	5,269	0	63,741	0	7,912	0	53,148
183 CMD No. 83 - Eiffel Estates	49,258	1,998	1,105	0	50,151	0	2,343	0	46,915
184 CMD No. 84 - Raley's East Avenue	(3,681)	3,570	5,756	0	(5,867)	0	8,527	0	(12,208)
185 CMD No. 85 - Highland Park	30,330	3,450	2,038	0	31,742	0	4,227	0	26,103
186 CMD No. 86 - Marigold Park	26,965	3,846	3,962	0	26,849	0	3,223	0	23,742
189 CMD No. 89 - Heritage Oaks	34,016	2,292	1,654	0	34,654	0	3,973	0	30,043
190 CMD No. 90 - Amber Grove/Greenfield	(296)	3,977	3,350	0	331	0	6,554	0	(6,850)
191 CMD No. 91 - Stratford Estates	37,235	532	108	0	37,659	0	202	0	37,033
193 CMD No. 93 - United Health Care	10,170	2,147	1,734	0	10,583	0	2,897	0	7,273
194 CMD No. 94 - Shastan at Holly	14,795	73	0	0	14,868	0	225	0	14,570
195 CMD No. 95 - Carriage Park Phase II	4,325	15,422	15,532	0	4,215	0	22,909	0	(18,584)
196 CMD No. 96 - Paseo Haciendas Phase I	13,278	66	108	0	13,236	0	274	0	13,004
197 CMD No. 97 - Stratford Estates Phase II	37,924	7,908	4,909	0	40,923	0	7,290	0	30,634
198 CMD No. 98 - Foothill Park East	84,435	21,253	0	0	105,688	0	4,204	0	80,231
199 CMD No. 99 - Marigold Estates Phase II	46,396	3,335	2,080	0	47,651	0	4,247	0	42,149
500 CMD No. 500 - Foothill Park Unit 1	77,178	169,354	216,698	0	29,834	0	184,004	0	(106,826)
501 CMD No. 501 - Sunwood	2,212	11	0	0	2,223	0	0	0	2,212
502 CMD No. 502 - Peterson	32,694	2,641	2,163	0	33,172	0	3,366	0	29,328
503 CMD No. 503 - Nob Hill	187,854	57,323	78,239	0	166,938	0	57,400	0	130,454
504 CMD No. 504 - Scout Court	9,308	46	116	0	9,238	0	204	0	9,104
505 CMD No. 505 - Whitehall Park	29,110	476	126	0	29,460	0	202	0	28,908

City of Chico
Fiscal Year 2025-26
Financial Report Through February 2026

	6/30/2025 Available Balance	Year-To-Date Actuals				Modified Adopted Budget			
		Revenues	Expenditures	Xfers In/(Out)	Available Balance	Revenues	Expenditures	Xfers In/(Out)	Available Balance
506 CMD No. 506 - Shastan at Idyllwild	11,165	9,200	11,783	0	8,582	0	20,064	0	(8,899)
507 CMD No. 507 - Ivy Street Business Park	6,259	31	0	0	6,290	0	202	0	6,057
508 CMD No. 508 - Pleasant Valley Estates	14,631	3,131	2,405	0	15,357	0	5,273	0	9,358
509 CMD No. 509 - Hidden Park	2,447	1,454	828	0	3,073	0	2,011	0	436
510 CMD No. 510 - Marigold Village	14,697	1,900	996	0	15,601	0	2,362	0	12,335
511 CMD No. 511 - Floral Gardens	2,036	2,240	1,663	0	2,613	0	1,221	0	815
512 CMD No. 512 - Dominic Park	20,945	4,520	2,853	0	22,612	0	5,938	0	15,007
513 CMD No. 513 - Almond Tree RV Park	19,349	1,047	1,404	0	18,992	0	253	0	19,096
514 CMD No. 514 - Pheasant Run Plaza	494	5,730	3,174	0	3,050	0	4,800	0	(4,306)
515 CMD No. 515 - Longboard	18,615	2,398	2,626	0	18,387	0	2,924	0	15,691
516 CMD No. 516 - Bidwell Ridge	11,245	56	126	0	11,175	0	164	0	11,081
517 CMD No. 517 - Marion Court	16,112	528	117	0	16,523	0	203	0	15,909
518 CMD No. 518 - Stonehill	22,066	1,096	8,473	0	14,689	0	563	0	21,503
519 CMD No. 519 - Windchime	(4,754)	2,457	10,663	0	(12,960)	0	5,984	0	(10,738)
520 CMD No. 520 - Brenni Ranch	10,242	1,047	1,314	0	9,975	0	2,334	0	7,908
521 CMD No. 521 - PM 01-12	96,258	6,131	2,683	0	99,706	0	5,211	0	91,047
522 CMD No. 522 - Vial Estates	(1,976)	5,011	1,785	0	1,250	0	3,282	0	(5,258)
523 CMD No. 523 - Shastan at Chico Canyon	22,758	1,856	918	0	23,696	0	2,515	0	20,243
524 CMD No. 524 - Richmond Park	60,988	6,594	74,914	0	(7,332)	0	7,290	0	53,698
525 CMD No. 525 - Husa Ranch	117,897	46,489	74,317	0	90,069	0	61,502	0	56,395
526 CMD No. 526 - Thoman Court	19,532	1,812	1,608	0	19,736	0	2,369	0	17,163
527 CMD No. 527 - Shastan at Forest Avenue	5,950	3,516	2,231	0	7,235	0	4,715	0	1,235
528 CMD No. 528 - Lake Vista	240,251	31,586	19,118	0	252,719	0	31,240	0	209,011
529 CMD No. 529 - Esplanade Village	17,008	3,952	2,159	0	18,801	0	4,204	0	12,804
530 CMD No. 530 - Brentwood	561,633	48,920	37,237	0	573,316	0	52,971	0	508,662
531 CMD No. 531 - Mariposa Vista	59,295	7,732	8,256	0	58,771	0	8,881	0	50,414
532 CMD No. 532 - Raptor Ridge	15,353	423	248	0	15,528	0	441	0	14,912
533 CMD No. 533 - Channel Estates	11,962	2,648	1,934	0	12,676	0	3,145	0	8,817
534 CMD No. 534 - Marigold Gardens	20,777	2,451	2,174	0	21,054	0	1,685	0	19,092
535 CMD No. 535 - California Park/Dead Horse Slough	(6,610)	6,356	7,374	0	(7,628)	0	15,795	0	(22,405)
536 CMD No. 536 - Orchard Commons	8,340	3,215	1,801	0	9,754	0	4,251	0	4,089
537 CMD No. 537 - Herlax Place	20,299	1,239	0	0	21,538	0	636	0	19,663
538 CMD No. 538 - Hidden Oaks	5,464	1,465	1,196	0	5,733	0	2,366	0	3,098
539 CMD No. 539 - Sequoyah Estates	13,306	2,445	1,958	0	13,793	0	4,032	0	9,274
540 CMD No. 540 - Park Wood Estates	14,309	545	165	0	14,689	0	414	0	13,895
541 CMD No. 541 - Park Vista Subdivision	4,934	1,464	830	0	5,568	0	1,968	0	2,966
542 CMD No. 542 - Mission Vista Hills	50,815	4,333	2,335	0	52,813	0	3,765	0	47,050
543 CMD No. 543 - Westmont	12,915	1,902	1,221	0	13,596	0	2,474	0	10,441
544 CMD No. 544 - Longboard Phase 2	11,516	1,872	1,840	0	11,548	0	2,431	0	9,085

City of Chico
Fiscal Year 2025-26
Financial Report Through February 2026

	6/30/2025 Available Balance	Year-To-Date Actuals				Modified Adopted Budget			
		Revenues	Expenditures	Xfers In/(Out)	Available Balance	Revenues	Expenditures	Xfers In/(Out)	Available Balance
545 CMD No. 545 - Yosemite Commons	114,511	9,039	4,526	0	119,024	0	9,768	0	104,743
546 CMD No. 546 - Floral Garden Estates	35,831	1,717	920	0	36,628	0	2,205	0	33,626
547 CMD No. 547 - Paseo Haciendas 2	4,678	23	57	0	4,644	0	203	0	4,475
548 CMD No. 548 - Baltar Estates	50,744	8,404	6,338	0	52,810	0	10,834	0	39,910
549 CMD No. 549 - Holly Estates	17,448	2,364	1,224	0	18,588	0	3,378	0	14,070
550 CMD No. 550 - Crouch Farr	6,239	0	0	0	6,239	0	0	0	6,239
551 CMD No. 551 - Monarch Park	21,408	1,068	615	0	21,861	0	1,593	0	19,815
552 CMD No. 552 - Wandering Hills	7,084	549	252	0	7,381	0	1,454	0	5,630
553 CMD No. 553 - Mariposa Vista Unit 1	4,806	19	168	0	4,657	0	618	0	4,188
554 CMD No. 554 - Five Mile Court	16,178	80	382	0	15,876	0	233	0	15,945
555 CMD No. 555 - Hannah's Court	18,021	770	99	0	18,692	0	197	0	17,824
556 CMD No. 556 - Valhalla Place	21,662	107	156	0	21,613	0	223	0	21,439
557 CMD No. 557 - Floral Arrangement	12,723	1,502	738	0	13,487	0	1,221	0	11,502
558 CMD No. 558 - Hillview Terrace	103,351	5,018	1,185	0	107,184	0	2,549	0	100,802
559 CMD No. 559 - Westside Place	28,229	11,609	12,425	0	27,413	0	14,195	0	14,034
560 CMD No. 560 - Mariposa Vista Unit 2	26,649	16,324	13,847	0	29,126	0	3,423	0	23,226
561 CMD No. 561 - Jensen Park	25,244	125	0	0	25,369	0	412	0	24,832
562 CMD No. 562 - Belvedere Heights	87,813	10,548	8,102	0	90,259	0	9,888	0	77,925
563 CMD No. 563 - Sparrow Hawk Ridge	5,087	273	252	0	5,108	0	405	0	4,682
564 CMD No. 564 - Brown	64,961	1,058	0	0	66,019	0	0	0	64,961
565 CMD No. 565 - River Glen Subdivision	24,035	9,849	9,684	0	24,200	0	15,024	0	9,011
566 CMD No. 566 - Bruce Road	8,539	42	185	0	8,396	0	421	0	8,118
567 CMD No. 567 - Salisbury Court	6,501	32	108	0	6,425	0	213	0	6,288
568 CMD No. 568 - Shastan at Glenwood	157,919	3,973	0	0	161,892	0	451	0	157,468
569 CMD No. 569 - Sky Creek Park Subd.	18,945	4,544	3,066	0	20,423	0	7,583	0	11,362
570 CMD No. 570 - McKinney Ranch Subd.	30,918	4,834	3,247	0	32,505	0	4,117	0	26,801
571 CMD No. 571 - Symm City Subdivision	7,068	35	231	0	6,872	0	233	0	6,835
572 CMD No. 572 - Lassen Glen Subdivision	17,342	3,145	2,337	0	18,150	0	4,027	0	13,315
573 CMD No. 573 - Keystone Manor Subdivision	6,696	33	0	0	6,729	0	392	0	6,304
574 CMD No. 574 - Laburnum Estates	4,066	357	0	0	4,423	0	233	0	3,833
576 CMD No. 576 - Eaton Cottages Subd.	46,296	1,030	217	0	47,109	0	412	0	45,884
577 CMD No. 577 - Hawes Subdivision	25,915	985	169	0	26,731	0	344	0	25,571
578 CMD No. 578 - Godman Ranch Subdivision	52,031	822	0	0	52,853	0	431	0	51,600
579 CMD No. 579 - Manzanita Pointe Subd.	12,007	2,368	1,128	0	13,247	0	2,425	0	9,582
580 CMD No. 580 - Avalon Court Subd.	3,295	4,004	3,517	0	3,782	0	3,454	0	(159)
581 CMD No. 581 - Glenshire Park Subd.	33,356	1,041	231	0	34,166	0	402	0	32,954
582 CMD No. 582 - NWCSP Area & CC&RS	(2,496)	(12)	0	0	(2,508)	0	0	0	(2,496)
584 CMD No. 584 - Marthas Vineyard	12,679	236	0	0	12,915	0	83	0	12,596
586 CMD No. 586 - Meriam Park Dev. Proj.	0	0	0	0	0	0	0	0	0

City of Chico
Fiscal Year 2025-26
Financial Report Through February 2026

	6/30/2025 Available Balance	Year-To-Date Actuals				Modified Adopted Budget			
		Revenues	Expenditures	Xfers In/(Out)	Available Balance	Revenues	Expenditures	Xfers In/(Out)	Available Balance
588 CMD No. 588 - Harmony Park	(1)	0	0	0	(1)	0	0	0	(1)
589 CMD No. 589 - Lee Estates Subd.	20,065	1,470	372	0	21,163	0	1,189	0	18,876
590 CMD No. 590 - Baroni Park L & L District	(12,034)	(60)	682	0	(12,776)	0	0	0	(12,034)
591 CMD No. 591 - Ranch/Nob Hill LLD	8,049	9,690	1,270	0	16,469	0	15,289	0	(7,240)
941 Maintenance District Administration	(105)	(181)	275,660	0	(275,946)	478,527	478,527	(1,897)	(2,002)
A01 CMD A01 - Wildwood Estates	159,316	50,712	12,727	0	197,301	0	32,764	0	126,552
A02 CMD A02 - 16TH Street Subdivision	(2,614)	1,358	0	0	(1,256)	0	0	0	(2,614)
A03 CMD No. A03 - Humboldt Trails Subd	15,488	2,558	1,046	0	17,000	0	2,627	0	12,861
A04 CMD No. A04 - Meriam Prk Subd. PH 8	20,394	101	2,823	0	17,672	0	4,967	0	15,427
A05 CMD No. A05 - Mtn Vista Sycamore	159,357	70,207	58,449	0	171,115	0	83,822	0	75,535
A06 CMD No. A06 - Woodbrook Subdivision	14,307	71	0	0	14,378	0	250	0	14,057
A07 CMD No. A07 - Deer Park Subdivision	53,733	1,836	165	0	55,404	0	560	0	53,173
A08 CMD No. A08 - 16th & 19th St. HFH	(263)	663	396	0	4	0	955	0	(1,218)
A09 CMD A09-Oak Valley Conceptual	77,183	10,915	28,245	0	59,853	0	0	0	77,183
A10 CMD A10-Oak Valley 43 Acres	(2,790)	5,102	29,104	0	(26,792)	0	0	0	(2,790)
A11 CMD A11-Crouch Farr-Lamb	6,740	33	165	0	6,608	0	53	0	6,687
A12 CMD No. A12 - Estates @ Hooker Oak	18,510	1,646	502	0	19,654	0	96	0	18,414
A13 CMD A13 Hampton Court	(6,155)	5,958	980	0	(1,177)	0	1,250	0	(7,405)
A14 CMD A14-Estates @ lindo Channel	14,600	3,586	4,013	0	14,173	0	5,350	0	9,250
A15 CMD A15 - Lassen Subdivision	8,922	243	108	0	9,057	0	0	0	8,922
A16 A16-NW Chico Specific Plan	116,670	206,679	244,660	0	78,689	0	265,707	0	(149,037)
A17 CMD A17 - Harmony Park Revised	(5,123)	14,756	8,157	0	1,476	0	12,023	0	(17,146)
A18 CMD A18-Faithful Est Subdivsn	5,140	820	0	0	5,960	0	0	0	5,140
A20 CMD A20-Crossroads Subdivis	17,304	4,241	1,338	0	20,207	0	2,020	0	15,284
A21 CMD A21 - Meriam Park Revised	460,203	133,664	97,150	0	496,717	0	67,394	0	392,809
A22 CMD A22 - Meriam Park ABC	40,866	10,671	3,312	0	48,225	0	7,287	0	33,579
A24 CMD A24-Hopeful Heights Subdivision	7,233	1,177	0	0	8,410	0	0	0	7,233
A25 CMD A25-Domicile Subdivision	6,771	1,562	0	0	8,333	0	0	0	6,771
A26 CMD A26- Burnap Subdivision	19,219	4,539	1,644	0	22,114	0	3,597	0	15,622
A27 CMD A27- Mariposa Manor Subdivision	27,310	8,128	0	0	35,438	0	0	0	27,310
A28 CMD A28- PM 16-03 392 East 9th Ave	4,480	360	0	0	4,840	0	0	0	4,480
A29 CMD A29 - Ruthie Subdivision	5,406	1,594	612	0	6,388	0	1,690	0	3,716
A31 CMD A31- Meriam Park Phase H1-Block 2	13,470	128	1,255	0	12,343	0	0	0	13,470
A32 CMD A32-Carlene Place Subdivision	6,623	1,395	119	0	7,899	0	0	0	6,623
A33 CMD A33- PM 18-04 Karasinski	1,162	324	0	0	1,486	0	0	0	1,162
A34 CMD A34- Trinity Park Subdivision	18,614	476	0	0	19,090	0	0	0	18,614
A35 CMD A35-PM 17-03 Borge	2,302	761	0	0	3,063	0	0	0	2,302
A36 CMD A36- Crusader Court Subdivision	7,288	1,703	0	0	8,991	0	0	0	7,288
A37 CMD A37-Moresman Estate	16,330	3,099	768	0	18,661	0	2,341	0	13,989

**City of Chico
Fiscal Year 2025-26
Financial Report Through February 2026**

	6/30/2025 Available Balance	Year-To-Date Actuals				Modified Adopted Budget			
		Revenues	Expenditures	Xfers In/(Out)	Available Balance	Revenues	Expenditures	Xfers In/(Out)	Available Balance
A38 CMD A38-Covenant Court Subdivision	4,473	617	0	0	5,090	0	0	0	4,473
A40 CMD A40-Meriam Park Subdivisions Ph D	5,396	644	1,495	0	4,545	0	0	0	5,396
A41 CMD A41-Drake Estates	14,078	2,820	0	0	16,898	0	0	0	14,078
A42 CMD A42-Meriam Park North	76,804	14,888	4,560	0	87,132	0	0	0	76,804
A43 CMD A43-Sierra Cascade Group	984	205	0	0	1,189	0	0	0	984
A44 CMD A44-John Jones Subdivision	2,386	1,800	0	0	4,186	0	0	0	2,386
A45 CMD A45- Amber Lynn Subdivisions	32,982	16,953	7,013	0	42,922	0	13,083	0	19,899
A46 CMD A46-Boeger Subdivision	1,894	3,288	217	0	4,965	0	700	0	1,194
A47 CMD A47-Meriam PK Phase E	8,750	5,123	9,620	0	4,253	0	1,500	0	7,250
A49 CMD A49-Wasney Estates	1,659	3,060	1,396	0	3,323	0	2,850	0	(1,191)
A50 CMD A50-Tower Vista Subdivision	2,313	1,153	0	0	3,466	0	0	0	2,313
A51 CMD A51-Magnolia Gardens	4,358	1,171	0	0	5,529	0	0	0	4,358
A52 CMD A52-Hicks Lane	16,950	15,121	5,942	0	26,129	0	8,000	0	8,950
TOTAL Maintenance District Funds	5,756,441	1,423,486	1,702,914	0	5,477,013	478,527	1,933,970	82,637	4,383,635
TOTAL ALL FUNDS	407,229,649	122,289,766	147,886,481	0	381,632,934	271,404,668	398,718,913	(10)	279,915,394

** End of Report **

City of Chico
Fund Income Statement

Data Through 2/28/2026

Budget Version 10: Working

Fund: 001 - GENERAL

Budget Year: 2026	Prior Year's Actuals To 6/30/2025	Year To Date Actuals	Encum- brances	Budget	Balance	Percent Used Budg / Time
Revenues						
40201 Current Secured 1%	6,174,551.60	3,533,530.80	0.00	7,000,000.00	3,466,469.20	50
40204 Current Unsecured 1%	1,045,147.36	939,036.13	0.00	1,000,000.00	60,963.87	94
40205 Current Unitary	398,309.29	249,090.36	0.00	550,000.00	300,909.64	45
40206 Current Supplemental	182,737.89	44,376.02	0.00	450,000.00	405,623.98	10
40215 Residual Tax Increment	5,798,531.91	3,288,530.75	0.00	5,700,000.00	2,411,469.25	58
40225 RDA Pass Thru - Secured	466,062.60	275,736.51	0.00	470,000.00	194,263.49	59
40226 RDA Pass Thru - Unsecured	122.45	36.06	0.00	0.00	(36.06)	-
40228 CAMRPA Statutory Pass-Thru	478,715.00	251,075.00	0.00	450,000.00	198,925.00	56
40231 Prior Unsecured 1%	22,349.01	13,324.56	0.00	16,100.00	2,775.44	83
40234 Prior Unsecured Supp 1%	2,986.83	920.30	0.00	3,000.00	2,079.70	31
40260 In Lieu Dept of Fish and Game	7,917.95	7,972.08	0.00	7,000.00	(972.08)	114
40265 In Lieu Butte Housing Auth	7,054.74	7,324.46	0.00	0.00	(7,324.46)	-
40270 Payment In Lieu of Taxes	3,262.00	1,631.00	0.00	3,300.00	1,669.00	49
40290 Property Tax In Lieu of VLF	10,848,583.41	5,731,110.42	0.00	11,000,000.00	5,268,889.58	52
40295 Property Tax Admin Fee	(126,553.92)	(73,985.68)	0.00	(138,000.00)	(64,014.32)	54
Total - Property Taxes	25,309,778.12	14,269,708.77	0.00	26,511,400.00	12,241,691.23	54 / 66
40101 Sales Tax	27,282,401.30	11,759,787.95	0.00	26,500,000.00	14,740,212.05	44
40102 Sales Tax Audit	(31,288.69)	(13,153.65)	0.00	(10,000.00)	3,153.65	132
40103 Public Safety Augmentation	235,752.56	99,597.29	0.00	250,000.00	150,402.71	40
Total - Sales and Use Taxes	27,486,865.17	11,846,231.59	0.00	26,740,000.00	14,893,768.41	44 / 66
40460 UUT Refunds	(6,743.67)	109.55	0.00	(5,000.00)	(5,109.55)	-2
40490 Utility User Tax - Gas	2,122,335.81	825,558.23	0.00	1,800,000.00	974,441.77	46
40491 Utility User Tax - Electric	7,905,115.65	4,400,675.07	0.00	7,000,000.00	2,599,324.93	63
40492 Utility User Tax - Telecom	197,918.79	106,966.86	0.00	200,000.00	93,033.14	53
40493 Utility User Tax - Water	1,461,952.64	961,016.23	0.00	1,200,000.00	238,983.77	80
Total - Utility Users Tax	11,680,579.22	6,294,325.94	0.00	10,195,000.00	3,900,674.06	62 / 66
40301 Business License Tax	192,611.71	225,518.83	0.00	290,000.00	64,481.17	78
40302 DPBIA Bus License Tax - Zone A	15,327.25	8,759.05	0.00	12,000.00	3,240.95	73
40303 DPBIA Bus License Tax - Zone B	6,913.24	4,245.28	0.00	6,000.00	1,754.72	71
40402 Cannabis CBA Payment	1,054,577.33	813,527.34	0.00	1,200,000.00	386,472.66	68
40403 Franchise Fees-Cable	786,440.11	388,658.41	0.00	850,000.00	461,341.59	46
40404 Franchise Fees-Gas/Electric	1,199,506.80	0.00	0.00	1,000,000.00	1,000,000.00	0
40405 Franchise Fees-Waste Hauler	2,577,260.86	1,389,500.71	0.00	2,400,000.00	1,010,499.29	58
40407 Real Property Transfer Tax	363,224.41	165,765.05	0.00	330,000.00	164,234.95	50
40410 Transient Occupancy Tax	3,844,141.10	1,967,981.29	0.00	3,500,000.00	1,532,018.71	56
40411 Transient Occupancy Tax Audit	21,856.24	42,241.19	0.00	0.00	(42,241.19)	-
40414 TOT Short Term Rental	487,170.68	254,738.97	0.00	400,000.00	145,261.03	64
Total - Other Taxes	10,549,029.73	5,260,936.12	0.00	9,988,000.00	4,727,063.88	53 / 66
40314 Business License Tax HdL	120.00	0.00	0.00	0.00	0.00	0
40501 Animal License	18,362.77	15,806.03	0.00	25,000.00	9,193.97	63
40504 Bicycle License	228.00	156.00	0.00	0.00	(156.00)	-
40506 Bingo License	50.00	75.00	0.00	0.00	(75.00)	-
40510 Cardroom Employee Work Permit	7,035.00	785.50	0.00	3,000.00	2,214.50	26
40513 Vending Permit	1,242.00	1,070.00	0.00	1,000.00	(70.00)	107
40514 Solicitor Permit	0.00	0.00	0.00	100.00	100.00	0
40517 Compliance/Non Compliance Fee	324.00	0.00	0.00	0.00	0.00	0
40519 Uniform Fire Code Permit	65,458.75	68,702.25	0.00	50,000.00	(18,702.25)	137
40525 Overload/Wide Load Permit	5,337.99	3,838.00	0.00	8,000.00	4,162.00	48
40528 Vehicle for Hire Permit	241.00	137.50	0.00	500.00	362.50	28
40540 Parade Permits	2,205.00	3,173.50	0.00	1,000.00	(2,173.50)	317
40541 Street Banner Permit Fees	337.50	75.50	0.00	0.00	(75.50)	-
40599 Other Licenses & Permits	3,053.00	5,744.50	0.00	3,000.00	(2,744.50)	191
Total - Licenses and Permits	103,995.01	99,563.78	0.00	91,600.00	(7,963.78)	109 / 66
41150 SST Conservation Credit	369,965.27	0.00	0.00	0.00	0.00	0
41220 Motor Vehicle In Lieu	172,790.21	167,546.94	0.00	100,000.00	(67,546.94)	168
41228 Homeowners - 1%	132,316.28	19,666.97	0.00	130,000.00	110,333.03	15
41235 Peace Officers Standards & Trg	93,770.38	46,680.30	0.00	50,000.00	3,319.70	93
41245 Highway Maintenance St Payment	18,000.00	17,724.91	0.00	18,000.00	275.09	98
41250 Mandated Cost Reimbursement	193,120.00	148,617.00	0.00	60,000.00	(88,617.00)	248
41256 Pers-Emergency Response	548,428.25	422,458.74	0.00	30,000.00	(392,458.74)	+

City of Chico
Fund Income Statement

Data Through 2/28/2026

Budget Version 10: Working

Fund: 001 - GENERAL

Budget Year: 2026	Prior Year's	Year To Date	Encumbrances	Budget	Balance	Percent Used Budg / Time
	Actuals To 6/30/2025	Actuals				
41257 Supp-Emergency Response	81,244.09	39,371.12	0.00	30,000.00	(9,371.12)	131
41258 Mgmt-Emergency Response	307,949.84	0.00	0.00	30,000.00	30,000.00	0
41299 Other State Revenue	1,873.24	0.00	0.00	0.00	0.00	0
41499 Other Payments from Gov't Agy	296,670.84	13,686.12	0.00	171,693.00	158,006.88	8
Total - Intergovernmental Revenues	2,216,128.40	875,752.10	0.00	619,693.00	(256,059.10)	141 / 66
42104 Weed & Lot Cleaning Fee	3,004.76	(0.15)	0.00	2,000.00	2,000.15	0
42105 State Mandated Fire Inspection	155,219.25	101,456.00	0.00	100,000.00	(1,456.00)	101
42107 Animal Control Impound Fees	8,270.90	5,357.83	0.00	10,000.00	4,642.17	54
42108 Feed and Care	10,456.55	6,164.99	0.00	10,000.00	3,835.01	62
42109 Dog Spay/Neuter Fines	3,389.85	1,462.50	0.00	3,000.00	1,537.50	49
42110 Impound Fees	18,701.50	13,442.60	0.00	7,000.00	(6,442.60)	192
42111 Repossession of Vehicle Fee	3,176.41	2,311.00	0.00	1,000.00	(1,311.00)	231
42112 Parking Citation Sign-Off Fee	935.58	0.00	0.00	0.00	0.00	0
42115 Abandoned Vehicle Abatement	69,969.02	31,179.99	0.00	60,000.00	28,820.01	52
42121 Animal Disposal Fees	4,147.50	3,703.50	0.00	3,000.00	(703.50)	123
42122 Cremation Services	11,388.00	10,151.34	0.00	5,000.00	(5,151.34)	203
42123 Animal Adoptions	21,889.50	15,172.41	0.00	15,000.00	(172.41)	101
42417 Abandonment Fee	2,803.00	3,892.50	0.00	0.00	(3,892.50)	-
42601 Parking Fine Admin Fee	(729.70)	(1,103.70)	0.00	(500.00)	603.70	221
42603 Fingerprinting Fee	17,143.79	10,352.80	0.00	12,000.00	1,647.20	86
42604 Sale of Docs/Publications	22,046.70	13,353.15	0.00	15,000.00	1,646.85	89
42605 Appeals Fee	585.50	678.00	0.00	500.00	(178.00)	136
42670 Franchise Review Fee Event	1,438.12	1,092.93	0.00	1,000.00	(92.93)	109
42699 Other Service Charges	98.00	109.50	0.00	0.00	(109.50)	-
43019 Administrative Fees(PBID/TBID)	20,756.66	11,262.05	0.00	15,000.00	3,737.95	75
Total - Charges for Services	374,690.89	230,039.24	0.00	259,000.00	28,960.76	89 / 66
40524 False Alarm Fines	43,289.63	24,643.77	0.00	25,000.00	356.23	99
43004 Criminal Fines-Court	55,340.33	0.00	0.00	50,000.00	50,000.00	0
43011 Restitution-Court	54.53	137.81	0.00	0.00	(137.81)	-
43016 Parking Fines	343,763.93	226,779.85	0.00	350,000.00	123,220.15	65
43018 Administrative Citations	905.00	933.00	0.00	2,500.00	1,567.00	37
Total - Fines & Forfeitures	443,353.42	252,494.43	0.00	427,500.00	175,005.57	59 / 66
44101 Interest on Investments	663,229.47	62,829.31	0.00	200,000.00	137,170.69	31
44110 Change in FMV of Investments	467,508.96	83,777.67	0.00	0.00	(83,777.67)	-
44130 Rental & Lease Income	141,697.88	59,871.45	0.00	120,000.00	60,128.55	50
44202 Late Fee-Business License	10,393.30	7,896.80	0.00	5,000.00	(2,896.80)	158
44203 Late Fee-DPBIA	568.54	638.36	0.00	0.00	(638.36)	-
44204 Late Fee-Dog License	499.40	558.30	0.00	0.00	(558.30)	-
44207 Late Fee-TOT	53,039.30	28,700.03	0.00	0.00	(28,700.03)	-
44220 Bad Check Fee	221.50	241.89	0.00	0.00	(241.89)	-
Total - Use of Money & Property	1,337,158.35	244,513.81	0.00	325,000.00	80,486.19	75 / 66
44501 Cash Over/Short	101.68	(170.31)	0.00	0.00	170.31	-
44505 Miscellaneous Revenues	46,800.27	12,938.14	0.00	20,000.00	7,061.86	65
44506 Credit Card Fees	6,416.31	4,067.10	0.00	0.00	(4,067.10)	-
44512 Reimbursement-Subpeona/Jury Dty	1,148.55	15.00	0.00	0.00	(15.00)	-
44519 Reimbursement-Other	39,053.07	0.00	0.00	50,000.00	50,000.00	0
44521 Crossing Guard Reimbursement	9,441.05	3,476.92	0.00	5,000.00	1,523.08	70
44580 Settlement Proceeds	37,311.38	27,468.48	0.00	0.00	(27,468.48)	-
46007 Sale of Real/Personal Property	7,749.06	1,704.88	0.00	0.00	(1,704.88)	-
46010 Reimb of Damage to City Prop	2,984.29	3,717.66	0.00	5,000.00	1,282.34	74
Total - Other Revenues	151,005.66	53,217.87	0.00	80,000.00	26,782.13	67 / 66
49991 Prior Year Revenue Correction	(113.00)	(49.80)	0.00	0.00	49.80	-
Total - Other Financing Sources	(113.00)	(49.80)	0.00	0.00	49.80	0 / 66
Total Revenues	79,652,470.97	39,426,733.85	0.00	75,237,193.00	35,810,459.15	52 / 66

Expenditures

4000 Salaries - Permanent	24,570,813.66	14,331,768.89	0.00	22,695,550.00	8,363,781.11	63
4006 Salaries - Sign On Bonus	234,500.00	260,000.00	0.00	0.00	(260,000.00)	-
4010 Salaries-Temporary Disability	468,790.56	270,442.73	0.00	0.00	(270,442.73)	-
4015 Salaries - Holiday Pay	977,035.64	557,951.83	0.00	634,042.00	76,090.17	88
4020 Salaries - Hourly Pay	628,997.39	429,260.86	0.00	328,360.00	(100,900.86)	131

City of Chico
Fund Income Statement

Data Through 2/28/2026

Budget Version 10: Working

Fund: 001 - GENERAL

Budget Year: 2026	Prior Year's	Year To Date	Encumbrances	Budget	Balance	Percent
	Actuals	Actuals				Used
	To 6/30/2025					Budg / Time
4030 Salaries-Reserve Officers	0.00	0.00	0.00	14,400.00	14,400.00	0
4040 Salaries-Volunteer FireFighter	0.00	1,862.00	0.00	27,000.00	25,138.00	7
4050 Salaries - Overtime	3,406,220.52	1,989,094.34	0.00	2,859,560.00	870,465.66	70
4051 Salaries - OT Reimbursable	835,108.87	338,389.61	0.00	35,600.00	(302,789.61)	951
4053 OT - Special Event/Emergency	23,227.34	16,965.63	0.00	30,100.00	13,134.37	56
4055 Salaries - Overtime - FLSA	219,253.61	150,775.66	0.00	202,230.00	51,454.34	75
4056 Salaries - CTO Payout	52,833.53	31,201.26	0.00	80,000.00	48,798.74	39
4070 Salaries- OES	42,915.26	9,584.31	0.00	28,300.00	18,715.69	34
4080 Salaries - Light Duty	119,787.60	107,061.45	0.00	0.00	(107,061.45)	-
4580 Employee Ben - Education Reimb	19,253.76	14,019.00	0.00	30,000.00	15,981.00	47
4583 Employee Ben - Uniform Allowan	0.00	0.00	0.00	82,950.00	82,950.00	0
4585 Empl. Benefit-Fitness Reimb	32,271.17	20,197.32	0.00	29,200.00	9,002.68	69
4590 Employee Benefit-Wellness Phys	31,833.00	33,922.00	0.00	52,600.00	18,678.00	64
4690 Employee Benefits Other	18,866,625.69	11,074,656.22	0.00	16,886,586.00	5,811,929.78	66
4695 Vol Fire Length of Serv Award	0.00	0.00	0.00	6,000.00	6,000.00	0
Total - Salaries & Employee Benefits	50,529,467.60	29,637,153.11	0.00	44,022,478.00	14,385,324.89	67 / 66
5000 Office Expense	57,848.78	38,458.50	0.00	108,115.00	69,656.50	36
5005 Postage & Mailing	29,447.67	12,776.19	0.00	42,266.00	29,489.81	30
5010 Outside Printing Expense	17,787.24	10,920.79	0.00	31,526.00	20,605.21	35
5050 Books/Periodicals/Software	80,570.60	56,085.35	0.00	87,637.00	31,551.65	64
5070 Special Department Expenses	35,429.70	18,642.73	0.00	36,550.00	17,907.27	51
5100 Materials and Supplies	45,827.56	28,334.47	0.00	73,239.00	44,904.53	39
5102 Animal Shelter Food	29,169.52	20,647.02	0.00	25,000.00	4,352.98	83
5103 Medications/Animal Care Supply	11,995.48	9,176.82	0.00	12,000.00	2,823.18	76
5105 Small Tools and Equipment	17,332.00	8,755.38	0.00	39,414.00	30,658.62	22
5110 Safety Equipment	96,828.53	23,048.05	38,852.47	81,323.00	19,422.48	76
5120 Clothing/Uniforms	454.07	227.24	0.00	2,380.00	2,152.76	10
5505 Equipment Maintenance/Repair	21,534.26	18,071.51	0.00	49,440.00	31,368.49	37
5506 Drone Maint/Repair	4,993.73	3,863.36	0.00	5,000.00	1,136.64	77
5515 Building Maintenance/Repair	8,813.81	3,113.56	0.00	5,000.00	1,886.44	62
6204 Disposal Service Expenses	121.98	0.00	0.00	15,000.00	15,000.00	0
6235 Prisoner Transport	8,269.51	1,312.50	0.00	10,593.00	9,280.50	12
6238 Ammunition	94,025.17	48,922.15	784.85	95,785.00	46,078.00	52
6239 Jail Supplies	2,232.91	1,996.51	0.00	6,450.00	4,453.49	31
6240 CSI Supplies	3,102.01	717.01	0.00	3,600.00	2,882.99	20
6241 Range Supplies	20,272.44	9,522.00	0.00	20,300.00	10,778.00	47
6242 Ammunition Duty	19,829.24	5,678.87	0.00	10,000.00	4,321.13	57
6243 Ammunition Less Lethal	13,787.42	325.68	0.00	14,000.00	13,674.32	2
6244 Field Services	5,327.60	2,935.00	0.00	6,000.00	3,065.00	49
6246 Battery Supplies	760.04	676.13	0.00	2,430.00	1,753.87	28
6247 K-9 Supplies	13,242.16	7,136.54	0.00	20,000.00	12,863.46	36
6260 VIPs	1,826.58	153.08	0.00	500.00	346.92	31
6261 Records Purge	907.63	1,010.71	0.00	1,135.00	124.29	89
6268 BINTF Expense	15,000.00	15,000.00	0.00	15,000.00	0.00	100
6283 Uniform Safety Equip	42,346.68	25,559.48	0.00	119,800.00	94,240.52	21
6284 Uniforms - Turnover	2,184.79	81.93	0.00	4,650.00	4,568.07	2
6285 Uniform - Safety Vests	28,823.04	12,624.63	0.00	46,900.00	34,275.37	27
6289 Crisis Response Unit Equipment	9,418.30	2,451.18	0.00	12,000.00	9,548.82	20
6721 Related Exam Costs	0.00	0.00	0.00	1,000.00	1,000.00	0
Total - Materials & Supplies	739,510.45	388,224.37	39,637.32	1,004,033.00	576,171.31	43 / 66
5330 Contractual	639,729.14	474,469.27	0.00	684,412.00	209,942.73	69
5400 Professional Services	734,553.47	457,767.71	156,649.96	1,306,138.00	691,720.33	47
5401 Audit Services	57,879.95	50,562.00	0.00	50,831.00	269.00	99
5405 Legal & Court Costs	1,383.25	4,760.25	0.00	7,000.00	2,239.75	68
5410 Engineering & Architectural	226.70	0.00	0.00	0.00	0.00	0
5420 Laundry Services	13,353.80	5,703.80	0.00	20,000.00	14,296.20	29
5430 Medical & Hospital Services	(145.00)	0.00	0.00	0.00	0.00	0
5550 Maint Agreements- Radios	10,323.53	8,551.89	0.00	40,000.00	31,448.11	21
5555 Maint Agreements Other	7,800.00	5,175.00	0.00	20,350.00	15,175.00	25
6216 Sexual Assault Exams	30,690.00	33,214.00	0.00	76,500.00	43,286.00	43
6218 Medical Testing	857.00	256.00	0.00	32,500.00	32,244.00	1
6220 Specialized Medical Testing	0.00	0.00	0.00	1,414.00	1,414.00	0
6224 Veterinary Expenses	53,404.52	39,248.85	0.00	62,000.00	22,751.15	63
6701 Pre Employment Physicals	20,884.00	24,079.00	0.00	15,000.00	(9,079.00)	161

City of Chico
Fund Income Statement

Data Through 2/28/2026

Budget Version 10: Working

Fund: 001 - GENERAL

Budget Year: 2026	Prior Year's	Year To Date	Encum-	Budget	Balance	Percent
	Actuals	Actuals	brances			Used
	To 6/30/2025					Budg / Time
6702 Psychological Eval & Services	5,000.00	13,000.00	0.00	15,000.00	2,000.00	87
6703 Employee Counseling	20,437.74	12,124.35	0.00	23,000.00	10,875.65	53
6704 In-Service Medical	24,848.00	14,329.00	0.00	20,000.00	5,671.00	72
6706 Drug & Alcohol Testing	0.00	0.00	0.00	6,000.00	6,000.00	0
6708 Polygraphs	0.00	0.00	0.00	3,000.00	3,000.00	0
6710 Fingerprinting	7,287.00	4,852.00	0.00	4,500.00	(352.00)	108
6720 Testing	485.27	410.00	0.00	4,500.00	4,090.00	9
7380 Pest Control	1,950.00	980.00	0.00	1,500.00	520.00	65
Total - Purchased Services	1,630,948.37	1,149,483.12	156,649.96	2,393,645.00	1,087,511.92	55 / 66
Total - Debt Service	0.00	0.00	0.00	0.00	0.00	0 / 66
7992 Capital Projects OH Allocation	137,933.79	88,640.29	0.00	0.00	(88,640.29)	-
8800 Major Cap Projects-Capitalize	805,038.35	1,074,138.93	794,723.11	12,589,050.00	10,720,187.96	15
8801 Major Cap Proj-Non Capitalize	2,797,850.36	1,642,189.49	505,313.40	0.00	(2,147,502.89)	-
Total - Capital Projects	3,740,822.50	2,804,968.71	1,300,036.51	12,589,050.00	8,484,044.78	33 / 66
5140 Advertising/Marketing	20,198.59	20,011.26	0.00	61,839.00	41,827.74	32
5160 Licenses/Permits/Fees	5,524.18	433.00	0.00	2,595.00	2,162.00	17
5240 Taxes	434.53	438.59	0.00	700.00	261.41	63
5370 Memberships/Dues	73,458.00	90,617.08	0.00	76,565.00	(14,052.08)	118
5385 Business Expenses	28,799.98	22,410.37	0.00	38,583.00	16,172.63	58
5386 Conference Expenses	28,460.97	22,596.61	0.00	45,298.00	22,701.39	50
5390 Training	519,697.52	318,434.94	38,817.78	568,050.00	210,797.28	63
5391 City-Wide Training Program	300.00	0.00	0.00	5,000.00	5,000.00	0
5465 Solid Waste Disposal	3,516.37	1,161.63	0.00	4,660.00	3,498.37	25
5480 Communications	331,345.46	217,364.56	0.00	341,996.00	124,631.44	64
6050 Elections	90,654.39	2,769.82	0.00	200,000.00	197,230.18	1
6053 Boards and Commissions Expense	3,249.71	75.46	0.00	7,000.00	6,924.54	1
6056 Meeting Expenses	12,088.64	7,569.07	0.00	7,500.00	(69.07)	101
6108 LAFCO Operations	228,862.05	215,207.47	17,592.64	350,186.00	117,385.89	66
6109 Economic Services	79,387.75	25,000.00	35,000.00	89,613.00	29,613.00	67
6114 Council Broadcasts	4,969.49	1,712.14	0.00	16,000.00	14,287.86	11
6115 DCBA Contract	14,299.91	26,256.88	0.00	27,500.00	1,243.12	95
6117 Public Relations Expenses	417.15	0.00	0.00	2,000.00	2,000.00	0
6125 Employee Recognition Program	288.53	2,278.32	0.00	0.00	(2,278.32)	-
6150 Municipal Code Update	6,173.31	5,470.39	0.00	8,000.00	2,529.61	68
6200 Background Expenses	95,113.26	54,881.95	0.00	80,000.00	25,118.05	69
6249 Special Events Expense	1,059.79	1,852.10	0.00	2,500.00	647.90	74
6667 Public Information Officer Exp	149.91	0.00	0.00	300.00	300.00	0
6730 Damaged Property Reimbursement	0.00	0.00	0.00	475.00	475.00	0
Total - Other Expenses	1,548,449.49	1,036,541.64	91,410.42	1,936,360.00	808,407.94	58 / 66
7500 Non-Recurring Operating	81,259.83	52,088.84	32,503.00	119,963.00	35,371.16	71
Total - Non-Recurring Operating	81,259.83	52,088.84	32,503.00	119,963.00	35,371.16	71 / 66
5030 Insurance	3,396,781.96	2,524,689.00	0.00	2,106,491.00	(418,198.00)	120
5260 Fuel	452,024.59	284,378.11	0.00	400,861.00	116,482.89	71
5455 Electric	340,918.87	217,297.43	0.00	349,632.00	132,334.57	62
5456 Natural Gas	40,746.99	22,741.74	0.00	60,349.00	37,607.26	38
5460 Water	43,554.81	29,540.48	0.00	49,879.00	20,338.52	59
5510 Vehicle Maintenance/Repair	1,106,153.38	727,670.56	0.00	1,095,554.00	367,883.44	66
7993 Indirect Cost Allocation	(2,360,891.00)	(3,099,740.64)	0.00	(4,649,611.00)	(1,549,870.36)	67
7994 Building Main Allocation	1,498,937.94	1,057,730.00	0.00	1,591,018.00	533,288.00	66
7996 Info Systems Allocation	4,120,198.94	2,577,212.00	0.00	4,531,862.00	1,954,650.00	57
Total - Allocations	8,638,426.48	4,341,518.68	0.00	5,536,035.00	1,194,516.32	78 / 66
Total Expenditures	66,908,884.72	39,409,978.47	1,620,237.21	67,601,564.00	26,571,348.32	61 / 66
Excess Deficiency Before						
Financing Sources / (Uses)	12,743,586.25	16,755.38	(1,620,237.21)	7,635,629.00	9,239,110.83	0 / 66
Other Sources / Uses						
Operating Transfers IN						
3008 American Rescue Plan	40,372.00	0.00	0.00	0.00	0.00	0
3211 Traffic Safety	143,406.30	54,859.62	0.00	20,000.00	-34,859.62	274

City of Chico
Fund Income Statement

Data Through 2/28/2026

Budget Version 10: Working

Fund: 001 - GENERAL

Budget Year: 2026	Prior Year's	Year To Date	Encumbrances	Budget	Balance	Percent
	Actuals	Actuals				Used
	To 6/30/2025					Budg / Time
3901 Workers Compensation Ins Resve	616,250.00	0.00	0.00	0.00	0.00	0
Total Transfers IN	800,028.30	54,859.62	0.00	20,000.00	-34,859.62	274 / 66
Operating Transfers OUT						
9002 Park	(4,087,689.99)	(2,357,984.73)	0.00	(6,198,376.00)	3,840,391.27	38
9003 Emergency Reserve	0.00	0.00	0.00	(1,866,824.00)	1,866,824.00	0
9009 Debt Service	(1,006,598.40)	(645,304.98)	0.00	(645,322.00)	17.02	100
9050 Donations	(137,931.54)	0.00	0.00	0.00	0.00	0
9051 Arts and Culture	(38,485.00)	(38,435.00)	0.00	(38,435.00)	0.00	100
9052 Specialized Community Svc	(1,492,189.80)	(2,628,916.76)	0.00	(5,455,484.00)	2,826,567.24	48
9098 Fed Local Law Enforce Blk Grnt	(381.00)	(1,180.00)	0.00	(1,770.00)	590.00	67
9099 Supplemental Law Enforce Serv	(9,265.00)	(10,846.00)	0.00	(16,269.00)	5,423.00	67
9100 Grants - Operating Activities	(38,516.00)	(28,619.36)	0.00	(42,929.00)	14,309.64	67
9312 Remediation Fund	(209,421.09)	(423,033.51)	0.00	(604,360.00)	181,326.49	70
9315 General Plan Reserve	(100,000.00)	(66,666.64)	0.00	(100,000.00)	33,333.36	67
9320 Sewer - Trunk Line Capacity	0.00	(22,484.00)	0.00	(22,484.00)	0.00	100
9321 Sewer - WPCP Capacity	0.00	(18,816.00)	0.00	(18,816.00)	0.00	100
9850 Sewer	0.00	(245.00)	0.00	(245.00)	0.00	100
9856 Airport	0.00	0.00	0.00	(199,881.00)	199,881.00	0
9857 Airport Improvement Grants	0.00	0.00	0.00	(1,178.00)	1,178.00	0
9871 Private Development - Building	(202,791.97)	(157,631.79)	0.00	(208,710.00)	51,078.21	76
9872 Private Development - Planning	(76,232.63)	(56,857.39)	0.00	(78,000.00)	21,142.61	73
9873 Private Development - Engineer	(57,614.25)	(40,617.90)	0.00	(70,700.00)	30,082.10	57
9874 Private Development - Fire	(23,370.78)	(19,151.92)	0.00	(24,600.00)	5,448.08	78
9876 City Recreation	(18,818.82)	0.00	0.00	0.00	0.00	0
9904 Pension Stabilization Trust	(764,035.00)	0.00	0.00	(1,648,809.00)	1,648,809.00	0
9931 Technology Replacement	(512,957.00)	(727,933.64)	0.00	(1,009,460.00)	281,526.36	72
9932 Fleet Replacement	(915,580.00)	(498,214.36)	0.00	(664,881.00)	166,666.64	75
9933 Facility Maintenance Reserve	(2,130,885.00)	(364,881.00)	0.00	(464,881.00)	100,000.00	78
9934 Prefund Equip Liab Reserve	(147,717.47)	(368,137.00)	0.00	(368,137.00)	0.00	100
9938 Prefund Equip Liab Res-Fire	(266,573.47)	(237,260.00)	0.00	(237,260.00)	0.00	100
9941 Maintenance District Admin	(81,140.31)	0.00	0.00	(82,647.00)	82,647.00	0
9943 Public Infrastructure Replcmt	(4,012,735.58)	133,627.73	0.00	(2,648,405.00)	2,782,032.73	-5
Total Transfers OUT	(16,330,930.10)	(8,579,589.25)	0.00	(22,718,863.00)	14,139,273.75	38 / 66
Total Other Financing Sources	(15,530,901.80)	(8,524,729.63)	0.00	(22,698,863.00)	(14,174,133.37)	38 / 66
Excess Deficiency After						
Financing Sources / (Uses)	(2,787,315.55)	(8,507,974.25)	(1,620,237.21)	(15,063,234.00)	(4,935,022.54)	
Beginning Fund Balance	23,150,899.74	20,363,584.19	0.00	20,363,584.19		
Ending Fund Balance	20,363,584.19	11,855,609.94	(1,620,237.21)	5,300,350.19		
Ending Cash Balance	14,021,985.41	5,990,337.28				

City of Chico
Fund Income Statement

Data Through 2/28/2026

Budget Version 10: Working

Fund: 002 - PARK

Budget Year: 2026	Prior Year's Actuals To 6/30/2025	Year To Date Actuals	Encum- brances	Budget	Balance	Percent Used Budg / Time
Revenues						
42501 Park Use Fees	28,866.86	19,312.01	0.00	20,000.00	687.99	97
42699 Other Service Charges	1,390.00	1,586.00	0.00	700.00	(886.00)	227
Total - Charges for Services	30,256.86	20,898.01	0.00	20,700.00	(198.01)	101 / 66
43018 Administrative Citations	0.00	300.00	0.00	0.00	(300.00)	-
Total - Fines & Forfeitures	0.00	300.00	0.00	0.00	(300.00)	999 / 66
44101 Interest on Investments	(3,167.71)	(194.84)	0.00	0.00	194.84	-
44110 Change in FMV of Investments	(2,215.97)	(259.81)	0.00	0.00	259.81	-
44131 Lease-Bidwell Park Golf Course	52,859.66	20,000.00	0.00	50,000.00	30,000.00	40
Total - Use of Money & Property	47,475.98	19,545.35	0.00	50,000.00	30,454.65	39 / 66
Total Revenues	77,732.84	40,743.36	0.00	70,700.00	29,956.64	58 / 66
Expenditures						
4000 Salaries - Permanent	883,973.16	614,073.81	0.00	992,246.00	378,172.19	62
4005 Salaries - Supplemental Comp.	7,264.40	0.00	0.00	0.00	0.00	0
4015 Salaries - Holiday Pay	17,767.08	15,099.25	0.00	12,500.00	(2,599.25)	121
4020 Salaries - Hourly Pay	81,917.71	36,178.40	0.00	111,463.00	75,284.60	32
4050 Salaries - Overtime	42,404.79	23,253.29	0.00	13,075.00	(10,178.29)	178
4056 Salaries - CTO Payout	602.75	0.00	0.00	0.00	0.00	0
4583 Employee Ben - Uniform Allowan	0.00	0.00	0.00	2,700.00	2,700.00	0
4690 Employee Benefits Other	635,041.94	420,731.37	0.00	707,593.00	286,861.63	59
Total - Salaries & Employee Benefits	1,668,971.83	1,109,336.12	0.00	1,839,577.00	730,240.88	60 / 66
5000 Office Expense	1,118.89	743.83	0.00	1,000.00	256.17	74
5005 Postage & Mailing	68.43	10.50	0.00	500.00	489.50	2
5010 Outside Printing Expense	1,091.71	304.78	0.00	1,000.00	695.22	30
5050 Books/Periodicals/Software	3,871.35	3,507.70	0.00	1,000.00	(2,507.70)	351
5100 Materials and Supplies	42,572.60	25,513.83	0.00	40,000.00	14,486.17	64
5105 Small Tools and Equipment	9,701.69	6,139.22	0.00	7,230.00	1,090.78	85
5110 Safety Equipment	5,298.49	1,438.11	0.00	4,075.00	2,636.89	35
5120 Clothing/Uniforms	5,610.63	2,444.42	0.00	5,000.00	2,555.58	49
5505 Equipment Maintenance/Repair	3,757.57	607.18	0.00	5,000.00	4,392.82	12
5515 Building Maintenance/Repair	4,635.40	4,522.30	0.00	10,000.00	5,477.70	45
6280 Uniform Allow. Sworn	0.00	0.00	0.00	1,050.00	1,050.00	0
7317 Graffiti Prevention Expenses	1,773.50	2,044.48	0.00	0.00	(2,044.48)	-
7320 Custodial Supplies	4,805.71	2,485.34	0.00	8,000.00	5,514.66	31
7371 Landscape Maintenance Supplies	24,654.76	8,610.24	0.00	10,000.00	1,389.76	86
Total - Materials & Supplies	108,960.73	58,371.93	0.00	93,855.00	35,483.07	62 / 66
5330 Contractual	135,388.16	81,997.61	0.00	180,000.00	98,002.39	46
5400 Professional Services	1,391.02	2,510.00	0.00	2,250.00	(260.00)	112
5415 Landscape Maintenance	181,864.24	79,782.42	0.00	195,000.00	115,217.58	41
5420 Laundry Services	949.26	398.94	0.00	1,500.00	1,101.06	27
5440 Janitorial Services	11,489.90	6,852.96	0.00	14,000.00	7,147.04	49
7203 Elderberry Site Monitor & Main	171.51	0.00	0.00	500.00	500.00	0
7375 Sweeping/Trash Disposal	4,213.82	2,832.49	0.00	5,000.00	2,167.51	57
7413 Outside Repairs/Services Other	6,542.03	170.00	0.00	7,500.00	7,330.00	2
Total - Purchased Services	342,009.94	174,544.42	0.00	405,750.00	231,205.58	43 / 66
7992 Capital Projects OH Allocation	42,265.66	32,087.57	0.00	0.00	(32,087.57)	-
8800 Major Cap Projects-Capitalize	3,637.35	83,407.46	0.00	2,911,757.00	2,828,349.54	3
8801 Major Cap Proj-Non Capitalize	1,050,871.79	439,615.57	163,573.88	0.00	(603,189.45)	-
Total - Capital Projects	1,096,774.80	555,110.60	163,573.88	2,911,757.00	2,193,072.52	25 / 66
5140 Advertising/Marketing	574.66	0.00	0.00	500.00	500.00	0
5160 Licenses/Permits/Fees	3,813.28	2,079.86	0.00	5,000.00	2,920.14	42
5300 Lease/Rental Expense	2,296.23	128.64	0.00	8,000.00	7,871.36	2
5370 Memberships/Dues	0.00	695.00	0.00	1,000.00	305.00	70
5390 Training	2,834.53	3,612.86	0.00	5,000.00	1,387.14	72
5480 Communications	16,426.07	10,267.98	0.00	20,000.00	9,732.02	51
7322 CARD Park Expenses	91,559.73	0.00	0.00	135,000.00	135,000.00	0
7451 Volunteer Mat and Supplies	2,658.68	1,916.58	0.00	2,185.00	268.42	88
7452 Volunteer Small Tools & Equip	1,232.85	597.36	0.00	2,520.00	1,922.64	24
7453 Volunteer Training	693.58	696.85	0.00	1,000.00	303.15	70

City of Chico
Fund Income Statement

Data Through 2/28/2026

Budget Version 10: Working

Fund: 002 - PARK

Budget Year: 2026	Prior Year's Actuals To 6/30/2025	Year To Date Actuals	Encum- brances	Budget	Balance	Percent Used Budg / Time
7454 Water Quality Testing	7,022.76	6,853.04	0.00	6,000.00	(853.04)	114
Total - Other Expenses	129,112.37	26,848.17	0.00	186,205.00	159,356.83	14 / 66
5030 Insurance	105,905.00	97,409.00	0.00	95,444.00	(1,965.00)	102
5260 Fuel	27,829.15	18,309.96	0.00	24,658.00	6,348.04	74
5455 Electric	53,968.14	53,021.59	0.00	80,981.00	27,959.41	65
5460 Water	96,271.00	91,955.43	0.00	106,126.00	14,170.57	87
5510 Vehicle Maintenance/Repair	84,321.48	59,716.53	0.00	86,686.00	26,969.47	69
7993 Indirect Cost Allocation	337,715.00	223,616.00	0.00	335,424.00	111,808.00	67
7994 Building Main Allocation	41,573.12	29,335.00	0.00	44,127.00	14,792.00	66
7996 Info Systems Allocation	55,488.27	32,269.00	0.00	58,486.00	26,217.00	55
Total - Allocations	803,071.16	605,632.51	0.00	831,932.00	226,299.49	73 / 66
Total Expenditures	4,148,900.83	2,529,843.75	163,573.88	6,269,076.00	3,575,658.37	43 / 66
Excess Deficiency Before Financing Sources / (Uses)	(4,071,167.99)	(2,489,100.39)	(163,573.88)	(6,198,376.00)	(3,545,701.73)	43 / 66
Other Sources / Uses						
Operating Transfers IN						
3001 General	4,087,689.99	2,357,984.73	0.00	6,198,376.00	3,840,391.27	38
Total Transfers IN	4,087,689.99	2,357,984.73	0.00	6,198,376.00	3,840,391.27	38 / 66
Operating Transfers OUT						
9052 Specialized Community Svc	(19,994.00)	0.00	0.00	0.00	0.00	0
Total Transfers OUT	(19,994.00)	0.00	0.00	0.00	0.00	0 / 66
Total Other Financing Sources	4,067,695.99	2,357,984.73	0.00	6,198,376.00	3,840,391.27	38 / 66
Excess Deficiency After Financing Sources / (Uses)	(3,472.00)	(131,115.66)	(163,573.88)	0.00	294,689.54	
Beginning Fund Balance	6,027.00	2,555.00	0.00	2,555.00		
Ending Fund Balance	2,555.00	(128,560.66)	(163,573.88)	2,555.00		
Ending Cash Balance	102,083.73	(334,842.73)				

City of Chico
Fund Income Statement

Data Through 2/28/2026

Budget Version 10: Working

Fund: 212 - TRANSPORTATION

Budget Year: 2026	Prior Year's Actuals To 6/30/2025	Year To Date Actuals	Encum- brances	Budget	Balance	Percent Used Budg / Time
Revenues						
41239 TDA-SB325 (LTF)	4,986,541.00	1,487,750.86	0.00	3,661,431.00	2,173,680.14	41
41399 Other County Payments	1,680.00	1,260.00	0.00	1,200.00	(60.00)	105
Total - Intergovernmental Revenues	4,988,221.00	1,489,010.86	0.00	3,662,631.00	2,173,620.14	41 / 66
42216 Bicycle Locker Lease	300.00	810.00	0.00	0.00	(810.00)	-
Total - Charges for Services	300.00	810.00	0.00	0.00	(810.00)	999 / 66
44101 Interest on Investments	215,508.80	21,536.02	0.00	0.00	(21,536.02)	-
44110 Change in FMV of Investments	150,759.05	28,716.50	0.00	0.00	(28,716.50)	-
44130 Rental & Lease Income	7,200.00	5,200.00	0.00	6,000.00	800.00	87
Total - Use of Money & Property	373,467.85	55,452.52	0.00	6,000.00	(49,452.52)	924 / 66
Total Revenues	5,361,988.85	1,545,273.38	0.00	3,668,631.00	2,123,357.62	42 / 66
Expenditures						
4000 Salaries - Permanent	252,213.78	206,659.86	0.00	429,204.00	222,544.14	48
4020 Salaries - Hourly Pay	5,019.29	4,485.71	0.00	40,000.00	35,514.29	11
4050 Salaries - Overtime	50.54	0.00	0.00	0.00	0.00	0
4690 Employee Benefits Other	143,369.80	110,344.99	0.00	230,912.00	120,567.01	48
Total - Salaries & Employee Benefits	400,653.41	321,490.56	0.00	700,116.00	378,625.44	46 / 66
5000 Office Expense	9,978.77	4,485.26	0.00	2,000.00	(2,485.26)	224
5005 Postage & Mailing	0.00	0.00	0.00	200.00	200.00	0
5010 Outside Printing Expense	121.80	0.00	0.00	200.00	200.00	0
5050 Books/Periodicals/Software	1,871.07	1,962.00	0.00	8,000.00	6,038.00	25
5100 Materials and Supplies	0.00	0.00	0.00	2,000.00	2,000.00	0
5105 Small Tools and Equipment	463.78	0.00	0.00	9,500.00	9,500.00	0
5515 Building Maintenance/Repair	0.00	0.00	0.00	1,000.00	1,000.00	0
7320 Custodial Supplies	0.00	0.00	0.00	2,050.00	2,050.00	0
Total - Materials & Supplies	12,435.42	6,447.26	0.00	24,950.00	18,502.74	26 / 66
5330 Contractual	22,052.81	9,586.50	0.00	31,500.00	21,913.50	30
5415 Landscape Maintenance	180.00	150.00	0.00	0.00	(150.00)	-
5440 Janitorial Services	6,303.18	5,550.00	0.00	6,390.00	840.00	87
7375 Sweeping/Trash Disposal	2,987.20	1,543.73	0.00	2,725.00	1,181.27	57
7380 Pest Control	325.00	175.00	0.00	460.00	285.00	38
7413 Outside Repairs/Services Other	0.00	0.00	0.00	500.00	500.00	0
7425 Transit Services	30,225.00	17,541.00	0.00	50,000.00	32,459.00	35
Total - Purchased Services	62,073.19	34,546.23	0.00	91,575.00	57,028.77	38 / 66
7992 Capital Projects OH Allocation	86,727.76	23,101.80	0.00	0.00	(23,101.80)	-
8800 Major Cap Projects-Capitalize	2,556,950.04	108,014.49	0.00	12,393,450.00	12,285,435.51	1
8801 Major Cap Proj-Non Capitalize	300,113.54	95,544.08	0.00	0.00	(95,544.08)	-
Total - Capital Projects	2,943,791.34	226,660.37	0.00	12,393,450.00	12,166,789.63	2 / 66
5071 Bike Incentive Program	413.95	50.00	0.00	1,200.00	1,150.00	4
5140 Advertising/Marketing	0.00	0.00	0.00	600.00	600.00	0
5370 Memberships/Dues	135.00	1,500.00	0.00	285.00	(1,215.00)	526
5390 Training	9,793.70	2,610.90	0.00	12,500.00	9,889.10	21
5480 Communications	5,896.16	2,888.07	0.00	7,500.00	4,611.93	39
Total - Other Expenses	16,238.81	7,048.97	0.00	22,085.00	15,036.03	32 / 66
7500 Non-Recurring Operating	0.00	26,558.94	0.00	0.00	(26,558.94)	-
Total - Non-Recurring Operating	0.00	26,558.94	0.00	0.00	(26,558.94)	999 / 66 Ovr
Total - Depreciation	0.00	0.00	0.00	0.00	0.00	0 / 66
5030 Insurance	25,267.00	28,474.00	0.00	41,348.00	12,874.00	69
5455 Electric	4,535.06	2,847.36	0.00	4,732.00	1,884.64	60
5460 Water	1,957.16	1,001.65	0.00	2,181.00	1,179.35	46
7993 Indirect Cost Allocation	32,957.00	42,772.00	0.00	64,158.00	21,386.00	67
7994 Building Main Allocation	18,748.20	13,228.00	0.00	19,894.00	6,666.00	66
7996 Info Systems Allocation	32,170.92	22,531.00	0.00	46,959.00	24,428.00	48
Total - Allocations	115,635.34	110,854.01	0.00	179,272.00	68,417.99	62 / 66
Total Expenditures	3,550,827.51	733,606.34	0.00	13,411,448.00	12,677,841.66	5 / 66

City of Chico
Fund Income Statement

Data Through 2/28/2026

Budget Version 10: Working

Fund: 212 - TRANSPORTATION

Budget Year: 2026	Prior Year's Actuals To 6/30/2025	Year To Date Actuals	Encum- brances	Budget	Balance	Percent Used Budg / Time
Excess Deficiency Before						
Financing Sources / (Uses)	1,811,161.34	811,667.04	0.00	(9,742,817.00)	(10,554,484.04)	-8 / 66
Other Sources / Uses						
Operating Transfers OUT						
9307 Streets and Roads	(212,383.00)	(146,904.00)	0.00	(220,356.00)	73,452.00	67
Total Transfers OUT	(212,383.00)	(146,904.00)	0.00	(220,356.00)	73,452.00	67 / 66
Total Other Financing Sources	(212,383.00)	(146,904.00)	0.00	(220,356.00)	(73,452.00)	67 / 66
Excess Deficiency After						
Financing Sources / (Uses)	1,598,778.34	664,763.04	0.00	(9,963,173.00)	(10,627,936.04)	
Beginning Fund Balance	8,826,430.01	10,425,208.35	0.00	10,425,208.35		
Ending Fund Balance	10,425,208.35	11,089,971.39	0.00	462,035.35		
Ending Cash Balance	10,061,249.65	11,594,952.51				

City of Chico
Fund Income Statement

Data Through 2/28/2026

Budget Version 10: Working

Fund: 307 - STREETS AND ROADS

Budget Year: 2026	Prior Year's Actuals To 6/30/2025	Year To Date Actuals	Encum- brances	Budget	Balance	Percent Used Budg / Time
Revenues						
41181 RSTP Exchange	1,465,412.96	0.00	0.00	1,300,000.00	1,300,000.00	0
41201 State Gas Tax-Sec 2105	680,940.62	403,046.19	0.00	697,625.00	294,578.81	58
41204 State Gas Tax-Sec 2106	440,915.91	254,918.42	0.00	422,674.00	167,755.58	60
41207 State Gas Tax-Sec 2107	903,296.93	542,207.28	0.00	952,102.00	409,894.72	57
41210 State Gas Tax-Sec 2107.5	10,000.00	10,000.00	0.00	10,000.00	0.00	100
41211 State Gas Tax-Sec 2103	1,047,139.77	644,847.57	0.00	997,295.00	352,447.43	65
41213 State Gas Tax - SB1	2,973,670.97	1,571,314.70	0.00	2,875,263.00	1,303,948.30	55
Total - Intergovernmental Revenues	7,521,377.16	3,426,334.16	0.00	7,254,959.00	3,828,624.84	47 / 66
44101 Interest on Investments	235,903.54	17,650.11	0.00	0.00	(17,650.11)	-
44110 Change in FMV of Investments	165,026.19	23,534.95	0.00	0.00	(23,534.95)	-
Total - Use of Money & Property	400,929.73	41,185.06	0.00	0.00	(41,185.06)	999 / 66
46010 Reimb of Damage to City Prop	29,965.58	28,008.65	0.00	0.00	(28,008.65)	-
Total - Other Revenues	29,965.58	28,008.65	0.00	0.00	(28,008.65)	999 / 66
Total Revenues	7,952,272.47	3,495,527.87	0.00	7,254,959.00	3,759,431.13	48 / 66
Expenditures						
4000 Salaries - Permanent	2,126,098.91	1,486,904.92	0.00	2,642,420.00	1,155,515.08	56
4005 Salaries - Supplemental Comp.	35,679.41	0.00	0.00	0.00	0.00	0
4020 Salaries - Hourly Pay	79,238.47	74,269.39	0.00	177,215.00	102,945.61	42
4050 Salaries - Overtime	83,863.32	59,724.67	0.00	50,124.00	(9,600.67)	119
4053 OT - Special Event/Emergency	1,360.38	0.00	0.00	0.00	0.00	0
4056 Salaries - CTO Payout	85.67	2,299.38	0.00	0.00	(2,299.38)	-
4080 Salaries - Light Duty	16,647.30	182.00	0.00	0.00	(182.00)	-
4690 Employee Benefits Other	1,553,282.65	997,872.66	0.00	1,816,560.00	818,687.34	55
Total - Salaries & Employee Benefits	3,896,256.11	2,621,253.02	0.00	4,686,319.00	2,065,065.98	56 / 66
5005 Postage & Mailing	59.51	0.00	0.00	500.00	500.00	0
5050 Books/Periodicals/Software	33.55	5,377.93	0.00	1,500.00	(3,877.93)	359
5100 Materials and Supplies	26,335.13	14,820.49	0.00	22,500.00	7,679.51	66
5105 Small Tools and Equipment	19,364.13	9,673.40	0.00	15,500.00	5,826.60	62
5110 Safety Equipment	25,812.14	12,438.28	0.00	15,000.00	2,561.72	83
5120 Clothing/Uniforms	903.83	1,637.92	0.00	2,000.00	362.08	82
5262 State Diesel Tax Credit	0.00	117.23	0.00	0.00	(117.23)	-
5505 Equipment Maintenance/Repair	6,628.18	1,453.95	0.00	2,000.00	546.05	73
7317 Graffiti Prevention Expenses	15,223.23	8,701.04	0.00	13,000.00	4,298.96	67
7330 Aggregate Base	14,911.08	4,290.73	0.00	12,000.00	7,709.27	36
7331 Asphalt Concrete	1,239.00	5,094.19	0.00	0.00	(5,094.19)	-
7332 SS1 Emulsion	21,872.93	6,110.37	0.00	10,000.00	3,889.63	61
7334 Road Crack Filler	11,989.71	23,745.49	0.00	6,400.00	(17,345.49)	371
7335 Sand	0.00	4,975.69	0.00	1,500.00	(3,475.69)	332
7340 Traffic Paint	6,765.33	5,347.70	0.00	1,000.00	(4,347.70)	535
7341 Thermoplastic	23,992.11	29,072.88	0.00	31,000.00	1,927.12	94
7344 Traffic Signs/Hardware	26,465.41	49,595.34	0.00	30,000.00	(19,595.34)	165
7345 Traffic Signal Hardware/Supp.	40,089.40	15,818.54	0.00	45,000.00	29,181.46	35
7346 Street Lighting Supplies	86,547.78	40,234.99	0.00	70,000.00	29,765.01	57
7350 Plant Ops- Materials & Supply	1,616.79	0.00	0.00	0.00	0.00	0
7387 Animal Shelter	2,602.72	0.00	0.00	0.00	0.00	0
Total - Materials & Supplies	332,451.96	238,506.16	0.00	278,900.00	40,393.84	86 / 66
5330 Contractual	220,532.92	287,709.43	234,886.27	888,339.00	365,743.30	59
5400 Professional Services	0.00	1,070.00	0.00	380.00	(690.00)	282
5415 Landscape Maintenance	468,119.74	240,919.26	0.00	335,000.00	94,080.74	72
5420 Laundry Services	3,345.17	1,697.97	0.00	2,000.00	302.03	85
7203 Elderberry Site Monitor & Main	50.00	0.00	0.00	0.00	0.00	0
7347 Weed Control	28,134.92	10,084.01	0.00	35,200.00	25,115.99	29
7375 Sweeping/Trash Disposal	47,016.54	23,095.59	0.00	53,125.00	30,029.41	43
7394 Hazardous Materials Disposal	0.00	0.00	0.00	5,500.00	5,500.00	0
7413 Outside Repairs/Services Other	18,213.78	9,667.68	0.00	19,800.00	10,132.32	49
Total - Purchased Services	785,413.07	574,243.94	234,886.27	1,339,344.00	530,213.79	60 / 66
7992 Capital Projects OH Allocation	134,902.59	75,922.08	0.00	0.00	(75,922.08)	-
8800 Major Cap Projects-Capitalize	4,547,361.67	1,093,298.81	350,803.47	8,645,436.00	7,201,333.72	17

City of Chico
Fund Income Statement

Data Through 2/28/2026

Budget Version 10: Working

Fund: 307 - STREETS AND ROADS

Budget Year: 2026	Prior Year's	Year To Date	Encum-	Budget	Balance	Percent
	Actuals To 6/30/2025	Actuals	brances			Used Budg / Time
8801 Major Cap Proj-Non Capitalize	319,897.45	46,333.32	32,334.00	0.00	(78,667.32)	-
Total - Capital Projects	5,002,161.71	1,215,554.21	383,137.47	8,645,436.00	7,046,744.32	18 / 66
5140 Advertising/Marketing	0.00	0.00	0.00	1,450.00	1,450.00	0
5160 Licenses/Permits/Fees	2,111.00	2,301.50	0.00	6,600.00	4,298.50	35
5300 Lease/Rental Expense	33,334.43	19,815.73	0.00	25,665.00	5,849.27	77
5370 Memberships/Dues	947.98	449.00	0.00	1,750.00	1,301.00	26
5390 Training	11,233.33	6,222.84	0.00	11,000.00	4,777.16	57
5465 Solid Waste Disposal	0.00	0.00	0.00	975.00	975.00	0
5480 Communications	15,172.76	11,086.94	0.00	9,100.00	(1,986.94)	122
Total - Other Expenses	62,799.50	39,876.01	0.00	56,540.00	16,663.99	71 / 66
5030 Insurance	239,805.00	224,775.00	0.00	235,922.00	11,147.00	95
5260 Fuel	188,046.15	133,429.66	0.00	170,812.00	37,382.34	78
5455 Electric	1,014,715.87	644,094.32	0.00	998,172.00	354,077.68	65
5460 Water	106,690.20	86,117.41	0.00	118,835.00	32,717.59	72
5510 Vehicle Maintenance/Repair	740,325.94	447,374.66	0.00	603,277.00	155,902.34	74
7993 Indirect Cost Allocation	0.00	487,737.36	0.00	731,606.00	243,868.64	67
7994 Building Main Allocation	112,565.38	79,434.00	0.00	119,484.00	40,050.00	66
7996 Info Systems Allocation	167,280.52	106,379.00	0.00	186,006.00	79,627.00	57
Total - Allocations	2,569,429.06	2,209,341.41	0.00	3,164,114.00	954,772.59	70 / 66
Total Expenditures	12,648,511.41	6,898,774.75	618,023.74	18,170,653.00	10,653,854.51	41 / 66
Excess Deficiency Before						
Financing Sources / (Uses)	(4,696,238.94)	(3,403,246.88)	(618,023.74)	(10,915,694.00)	(6,894,423.38)	37 / 66
Other Sources / Uses						
Operating Transfers IN						
3005 Measure H	3,355,117.00	2,065,932.64	0.00	3,098,899.00	1,032,966.36	67
3212 Transportation	212,383.00	146,904.00	0.00	220,356.00	73,452.00	67
Total Transfers IN	3,567,500.00	2,212,836.64	0.00	3,319,255.00	1,106,418.36	67 / 66
Operating Transfers OUT						
9932 Fleet Replacement	(407,547.00)	(349,400.64)	0.00	(524,101.00)	174,700.36	67
Total Transfers OUT	(407,547.00)	(349,400.64)	0.00	(524,101.00)	174,700.36	67 / 66
Total Other Financing Sources	3,159,953.00	1,863,436.00	0.00	2,795,154.00	931,718.00	67 / 66
Excess Deficiency After						
Financing Sources / (Uses)	(1,536,285.94)	(1,539,810.88)	(618,023.74)	(8,120,540.00)	(5,962,705.38)	
Beginning Fund Balance	10,005,151.03	8,468,865.09	0.00	8,468,865.09		
Ending Fund Balance	8,468,865.09	6,929,054.21	(618,023.74)	348,325.09		
Ending Cash Balance	9,049,946.84	6,160,006.22				

City of Chico
Fund Income Statement

Data Through 2/28/2026

Budget Version 10: Working

Fund: 321 - SEWER-WPCP CAPACITY

Budget Year: 2026	Prior Year's Actuals To 6/30/2025	Year To Date Actuals	Encum- brances	Budget	Balance	Percent Used Budg / Time
Revenues						
42303 Assmnt In-Lieu of San Swr Fee	35,553.52	15,675.68	0.00	30,000.00	14,324.32	52
42307 WPCP Capacity Dev Fees	670,222.55	389,212.77	0.00	450,000.00	60,787.23	86
42310 Sewer Main Install Fees	5,840.45	0.00	0.00	0.00	0.00	0
Total - Charges for Services	711,616.52	404,888.45	0.00	480,000.00	75,111.55	84 / 66
44101 Interest on Investments	3,689.29	490.26	0.00	0.00	(490.26)	-
44110 Change in FMV of Investments	2,580.84	653.72	0.00	0.00	(653.72)	-
Total - Use of Money & Property	6,270.13	1,143.98	0.00	0.00	(1,143.98)	999 / 66
Total Revenues	717,886.65	406,032.43	0.00	480,000.00	73,967.57	85 / 66
Expenditures						
Total - Debt Service	0.00	0.00	0.00	0.00	0.00	0 / 66
7992 Capital Projects OH Allocation	1,522.58	133.50	0.00	0.00	(133.50)	-
8800 Major Cap Projects-Capitalize	0.00	0.00	0.00	58,457.00	58,457.00	0
8801 Major Cap Proj-Non Capitalize	21,924.67	5,023.53	0.00	0.00	(5,023.53)	-
Total - Capital Projects	23,447.25	5,157.03	0.00	58,457.00	53,299.97	9 / 66
Total Expenditures	23,447.25	5,157.03	0.00	58,457.00	53,299.97	9 / 66
Excess Deficiency Before						
Financing Sources / (Uses)	694,439.40	400,875.40	0.00	421,543.00	20,667.60	95 / 66
Other Sources / Uses						
Operating Transfers IN						
3001 General	0.00	18,816.00	0.00	18,816.00	0.00	100
3850 Sewer	859,140.18	1,016,649.76	0.00	1,072,087.00	55,437.24	95
Total Transfers IN	859,140.18	1,035,465.76	0.00	1,090,903.00	55,437.24	95 / 66
Operating Transfers OUT						
9852 Sewer Debt Service	(1,550,002.88)	(1,409,997.92)	0.00	(1,551,271.00)	141,273.08	91
9871 Private Development - Building	(3,558.08)	0.00	0.00	(2,400.00)	2,400.00	0
9873 Private Development - Engineer	(3,558.08)	0.00	0.00	(2,400.00)	2,400.00	0
Total Transfers OUT	(1,557,119.04)	(1,409,997.92)	0.00	(1,556,071.00)	146,073.08	91 / 66
Total Other Financing Sources	(697,978.86)	(374,532.16)	0.00	(465,168.00)	(90,635.84)	81 / 66
Excess Deficiency After						
Financing Sources / (Uses)	(3,539.46)	26,343.24	0.00	(43,625.00)	(69,968.24)	
Beginning Fund Balance	47,163.92	43,624.46	0.00	43,624.46		
Ending Fund Balance	43,624.46	69,967.70	0.00	(0.54)		
Ending Cash Balance	40,889.10	103,320.55				

City of Chico
Fund Income Statement

Data Through 2/28/2026

Budget Version 10: Working

Fund: 850 - SEWER

Budget Year: 2026	Prior Year's Actuals To 6/30/2025	Year To Date Actuals	Encum- brances	Budget	Balance	Percent Used Budg / Time
Revenues						
41150 SST Conservation Credit	1,523,305.59	0.00	0.00	0.00	0.00	0
Total - Intergovernmental Revenues	1,523,305.59	0.00	0.00	0.00	0.00	0 / 66
42301 Sewer Service Fees	15,374,410.22	7,549,225.07	0.00	15,920,000.00	8,370,774.93	47
42302 Sewer Application Fee	29,044.00	21,865.00	0.00	30,000.00	8,135.00	73
42305 Sewer Assessment Payoffs	0.00	16,738.32	0.00	0.00	(16,738.32)	-
42306 Sewer Lift Station Mtce Fee	118,332.11	56,491.52	0.00	120,000.00	63,508.48	47
42308 Sewer In-Lieu Petition Fee	11,086.53	4,092.65	0.00	10,000.00	5,907.35	41
42370 Industrial User Waste Test Fee	31,394.00	4,972.00	0.00	10,000.00	5,028.00	50
Total - Charges for Services	15,564,266.86	7,653,384.56	0.00	16,090,000.00	8,436,615.44	48 / 66
44101 Interest on Investments	170,863.24	7,701.67	0.00	0.00	(7,701.67)	-
44110 Change in FMV of Investments	119,527.27	10,269.53	0.00	0.00	(10,269.53)	-
44130 Rental & Lease Income	18,970.90	223.74	0.00	20,000.00	19,776.26	1
Total - Use of Money & Property	309,361.41	18,194.94	0.00	20,000.00	1,805.06	91 / 66
46007 Sale of Real/Personal Property	0.00	6,150.00	0.00	0.00	(6,150.00)	-
Total - Other Revenues	0.00	6,150.00	0.00	0.00	(6,150.00)	999 / 66
49001 Capital Contribution/Grants	2,971,800.00	0.00	0.00	0.00	0.00	0
Total - Transfers In	2,971,800.00	0.00	0.00	0.00	0.00	0 / 66
Total Revenues	20,368,733.86	7,677,729.50	0.00	16,110,000.00	8,432,270.50	48 / 66
Expenditures						
4000 Salaries - Permanent	2,282,984.00	1,495,846.81	0.00	2,739,622.00	1,243,775.19	55
4005 Salaries - Supplemental Comp.	34,282.43	0.00	0.00	0.00	0.00	0
4015 Salaries - Holiday Pay	14,075.12	11,384.51	0.00	7,200.00	(4,184.51)	158
4020 Salaries - Hourly Pay	4,960.00	0.00	0.00	0.00	0.00	0
4050 Salaries - Overtime	24,475.15	26,750.84	0.00	7,500.00	(19,250.84)	357
4053 OT - Special Event/Emergency	53.19	0.00	0.00	0.00	0.00	0
4056 Salaries - CTO Payout	0.24	0.00	0.00	0.00	0.00	0
4080 Salaries - Light Duty	851.20	0.00	0.00	0.00	0.00	0
4690 Employee Benefits Other	1,493,247.87	830,474.34	0.00	1,526,935.00	696,460.66	54
Total - Salaries & Employee Benefits	3,854,929.20	2,364,456.50	0.00	4,281,257.00	1,916,800.50	55 / 66
5000 Office Expense	8,443.14	7,020.82	0.00	6,610.00	(410.82)	106
5005 Postage & Mailing	5,189.61	2,261.10	0.00	4,000.00	1,738.90	57
5010 Outside Printing Expense	0.00	61.18	0.00	500.00	438.82	12
5050 Books/Periodicals/Software	2,033.18	1,962.00	0.00	8,000.00	6,038.00	25
5100 Materials and Supplies	31,214.39	24,568.76	0.00	27,200.00	2,631.24	90
5105 Small Tools and Equipment	18,604.76	15,146.22	0.00	7,500.00	(7,646.22)	202
5110 Safety Equipment	10,421.65	1,478.72	0.00	11,425.00	9,946.28	13
5120 Clothing/Uniforms	581.10	180.15	0.00	2,400.00	2,219.85	8
5505 Equipment Maintenance/Repair	80,493.34	37,559.66	0.00	100,000.00	62,440.34	38
7303 Stand By Fuels	4,890.06	6,056.16	0.00	10,000.00	3,943.84	61
7305 Lubricants/Cleaners/Soaps/Oil	100.48	0.00	0.00	500.00	500.00	0
7306 Fuel Dispensing System	0.00	206.53	0.00	0.00	(206.53)	-
7310 Oil and Fluids Disposal	305.26	0.00	0.00	1,000.00	1,000.00	0
7320 Custodial Supplies	0.00	78.62	0.00	1,235.00	1,156.38	6
7350 Plant Ops- Materials & Supply	3,057.03	0.00	0.00	0.00	0.00	0
7351 Plant Chemicals	1,411,478.11	885,643.38	0.00	1,250,000.00	364,356.62	71
7352 Plant Lab Equipment	33,487.83	4,009.44	0.00	18,000.00	13,990.56	22
7355 Plant Equip Main Supply	222,068.56	133,029.61	0.00	225,000.00	91,970.39	59
7365 Building/Grounds Materials	303.32	0.00	0.00	6,000.00	6,000.00	0
7370 Collection System Materials	15,915.14	16,474.50	0.00	30,000.00	13,525.50	55
7419 Lift Station Expenses	48,195.06	59,501.52	0.00	60,000.00	498.48	99
Total - Materials & Supplies	1,896,782.02	1,195,238.37	0.00	1,769,370.00	574,131.63	68 / 66
5330 Contractual	974,829.71	427,974.24	0.00	907,090.00	479,115.76	47
5400 Professional Services	112,896.04	95,733.65	11,373.22	211,374.00	104,267.13	51
5401 Audit Services	8,422.29	8,321.46	0.00	8,252.00	(69.46)	101
5415 Landscape Maintenance	65,782.71	27,793.41	0.00	42,000.00	14,206.59	66
5420 Laundry Services	6,193.29	2,463.24	0.00	11,000.00	8,536.76	22
5440 Janitorial Services	5,532.95	7,939.29	0.00	7,125.00	(814.29)	111
5555 Maint Agreements Other	70,997.84	51,182.01	0.00	71,217.00	20,034.99	72

City of Chico
Fund Income Statement

Data Through 2/28/2026

Budget Version 10: Working

Fund: 850 - SEWER

Budget Year: 2026	Prior Year's	Year To Date	Encum-	Budget	Balance	Percent
	Actuals	Actuals	brances			Used
	To 6/30/2025					Budg / Time
7347 Weed Control	25,653.52	15,235.56	0.00	20,000.00	4,764.44	76
7380 Pest Control	2,810.00	1,870.00	0.00	10,250.00	8,380.00	18
7384 Fire Alarm/Base Station/Camera	1,951.75	739.00	0.00	2,375.00	1,636.00	31
7400 Outfall Diffuser Inspection	2,600.00	0.00	0.00	5,000.00	5,000.00	0
7403 Testing Services	0.00	3,192.30	0.00	0.00	(3,192.30)	-
7405 Plant- Lab Analysis	81,965.01	18,125.00	0.00	50,000.00	31,875.00	36
7413 Outside Repairs/Services Other	115,044.21	78,593.37	0.00	100,000.00	21,406.63	79
7417 Biosolids Disposal	333,284.13	276,966.55	0.00	350,000.00	73,033.45	79
Total - Purchased Services	<u>1,807,963.45</u>	<u>1,016,129.08</u>	<u>11,373.22</u>	<u>1,795,683.00</u>	<u>768,180.70</u>	<u>57 / 66</u>
Total - Debt Service	0.00	0.00	0.00	0.00	0.00	0 / 66
7992 Capital Projects OH Allocation	255,707.07	166,014.10	0.00	0.00	(166,014.10)	-
8800 Major Cap Projects-Capitalize	0.00	4,234,222.52	8,501,282.18	26,030,005.00	13,294,500.30	49
8801 Major Cap Proj-Non Capitalize	1,393,306.70	925,461.18	660,978.60	0.00	(1,586,439.78)	-
Total - Capital Projects	<u>1,649,013.77</u>	<u>5,325,697.80</u>	<u>9,162,260.78</u>	<u>26,030,005.00</u>	<u>11,542,046.42</u>	<u>56 / 66</u>
5140 Advertising/Marketing	0.00	0.00	0.00	4,000.00	4,000.00	0
5160 Licenses/Permits/Fees	32,458.00	35,673.52	0.00	35,500.00	(173.52)	100
5300 Lease/Rental Expense	441.11	0.00	0.00	1,425.00	1,425.00	0
5370 Memberships/Dues	14,690.00	9,177.00	0.00	10,000.00	823.00	92
5385 Business Expenses	81.12	38.21	0.00	785.00	746.79	5
5390 Training	18,295.65	13,918.26	0.00	31,000.00	17,081.74	45
5465 Solid Waste Disposal	2,556.98	3,096.15	0.00	5,630.00	2,533.85	55
5480 Communications	88,841.08	100,825.11	0.00	75,500.00	(25,325.11)	134
7211 Sewer Backup Claims	0.00	0.00	0.00	18,810.00	18,810.00	0
7406 State Certification	4,085.31	7,783.15	0.00	3,400.00	(4,383.15)	229
7407 NPDES Fees	67,541.00	67,541.00	0.00	75,000.00	7,459.00	90
7408 Lab Registration	5,676.94	0.00	0.00	4,500.00	4,500.00	0
7420 WPCP Compliance Requirements	5,533.04	19,483.32	0.00	20,000.00	516.68	97
7421 WPCP Fines	0.00	0.00	0.00	80,000.00	80,000.00	0
Total - Other Expenses	<u>240,200.23</u>	<u>257,535.72</u>	<u>0.00</u>	<u>365,550.00</u>	<u>108,014.28</u>	<u>70 / 66</u>
8900 Depreciation	<u>4,103,827.92</u>	<u>0.00</u>	<u>0.00</u>	<u>0.00</u>	<u>0.00</u>	<u>0</u>
Total - Depreciation	<u>4,103,827.92</u>	<u>0.00</u>	<u>0.00</u>	<u>0.00</u>	<u>0.00</u>	<u>0 / 66</u>
5030 Insurance	241,428.00	201,977.00	0.00	245,374.00	43,397.00	82
5260 Fuel	41,767.24	28,173.84	0.00	35,070.00	6,896.16	80
5455 Electric	1,112,084.33	497,046.05	0.00	1,225,243.00	728,196.95	41
5456 Natural Gas	179,057.53	78,440.65	0.00	208,286.00	129,845.35	38
5460 Water	1,954.28	1,344.07	0.00	2,118.00	773.93	63
5510 Vehicle Maintenance/Repair	124,981.01	52,735.13	0.00	125,753.00	73,017.87	42
7993 Indirect Cost Allocation	467,736.00	535,313.92	0.00	802,971.00	267,657.08	67
7994 Building Main Allocation	76,606.10	54,060.00	0.00	81,314.00	27,254.00	66
7996 Info Systems Allocation	270,719.26	170,385.00	0.00	307,581.00	137,196.00	55
Total - Allocations	<u>2,516,333.75</u>	<u>1,619,475.66</u>	<u>0.00</u>	<u>3,033,710.00</u>	<u>1,414,234.34</u>	<u>53 / 66</u>
Total Expenditures	<u>16,069,050.34</u>	<u>11,778,533.13</u>	<u>9,173,634.00</u>	<u>37,275,575.00</u>	<u>16,323,407.87</u>	<u>56 / 66</u>
Excess Deficiency Before						
Financing Sources / (Uses)	<u>4,299,683.52</u>	<u>(4,100,803.63)</u>	<u>(9,173,634.00)</u>	<u>(21,165,575.00)</u>	<u>(7,891,137.37)</u>	<u>63 / 66</u>
Other Sources / Uses						
Operating Transfers IN						
3001 General	0.00	245.00	0.00	245.00	0.00	100
3851 Sewer Reserve	3,307,933.22	3,740,054.50	0.00	24,876,192.00	21,136,137.50	15
Total Transfers IN	<u>3,307,933.22</u>	<u>3,740,299.50</u>	<u>0.00</u>	<u>24,876,437.00</u>	<u>21,136,137.50</u>	<u>15 / 66</u>
Operating Transfers OUT						
9321 Sewer - WPCP Capacity	(859,140.18)	(1,016,649.76)	0.00	(1,072,087.00)	55,437.24	95
9851 WPCP Capital Reserve	(8,745,305.59)	(4,882,000.00)	0.00	(7,323,300.00)	2,441,300.00	67
9852 Sewer Debt Service	(821,483.73)	(745,820.66)	0.00	(827,351.00)	81,530.34	90
9932 Fleet Replacement	(74,079.00)	(78,282.00)	0.00	(117,423.00)	39,141.00	67
Total Transfers OUT	<u>(10,500,008.50)</u>	<u>(6,722,752.42)</u>	<u>0.00</u>	<u>(9,340,161.00)</u>	<u>2,617,408.58</u>	<u>72 / 66</u>

City of Chico
Fund Income Statement

Data Through 2/28/2026

Budget Version 10: Working

Fund: 850 - SEWER

Budget Year: 2026	Prior Year's Actuals To 6/30/2025	Year To Date Actuals	Encum- brances	Budget	Balance	Percent Used Budg / Time
Total Other Financing Sources	(7,192,075.28)	(2,982,452.92)	0.00	15,536,276.00	18,518,728.92	0 / 66
Excess Deficiency After Financing Sources / (Uses)	(2,892,391.76)	(7,083,256.55)	(9,173,634.00)	(5,629,299.00)	10,627,591.55	
Beginning Fund Balance	129,994,730.52	127,102,338.76	0.00	127,102,338.76		
Ending Fund Balance	127,102,338.76	120,019,082.21	(9,173,634.00)	121,473,039.76		
 Ending Cash Balance	 3,445,958.08	 (3,319,397.88)				

City of Chico
Fund Income Statement

Data Through 2/28/2026

Budget Version 10: Working

Fund: 851 - WPCP CAPITAL RESERVE

Budget Year: 2026	Prior Year's Actuals To 6/30/2025	Year To Date Actuals	Encum- brances	Budget	Balance	Percent Used Budg / Time
Revenues						
44101 Interest on Investments	447,915.28	47,544.35	0.00	0.00	(47,544.35)	-
44110 Change in FMV of Investments	313,338.86	63,396.44	0.00	0.00	(63,396.44)	-
Total - Use of Money & Property	<u>761,254.14</u>	<u>110,940.79</u>	<u>0.00</u>	<u>0.00</u>	<u>(110,940.79)</u>	<u>999 / 66</u>
44519 Reimbursement-Other	0.00	0.00	0.00	1,500,000.00	1,500,000.00	0
Total - Other Revenues	<u>0.00</u>	<u>0.00</u>	<u>0.00</u>	<u>1,500,000.00</u>	<u>1,500,000.00</u>	<u>0 / 66</u>
Total Revenues	<u>761,254.14</u>	<u>110,940.79</u>	<u>0.00</u>	<u>1,500,000.00</u>	<u>1,389,059.21</u>	<u>7 / 66</u>
Excess Deficiency Before						
Financing Sources / (Uses)	<u>761,254.14</u>	<u>110,940.79</u>	<u>0.00</u>	<u>1,500,000.00</u>	<u>1,389,059.21</u>	<u>7 / 66</u>
Other Sources / Uses						
Operating Transfers IN						
3850 Sewer	<u>8,745,305.59</u>	<u>4,882,000.00</u>	<u>0.00</u>	<u>7,323,300.00</u>	<u>2,441,300.00</u>	<u>67</u>
Total Transfers IN	<u>8,745,305.59</u>	<u>4,882,000.00</u>	<u>0.00</u>	<u>7,323,300.00</u>	<u>2,441,300.00</u>	<u>67 / 66</u>
Operating Transfers OUT						
9850 Sewer	<u>(3,307,933.22)</u>	<u>(3,740,054.50)</u>	<u>0.00</u>	<u>(24,876,192.00)</u>	<u>21,136,137.50</u>	<u>15</u>
Total Transfers OUT	<u>(3,307,933.22)</u>	<u>(3,740,054.50)</u>	<u>0.00</u>	<u>(24,876,192.00)</u>	<u>21,136,137.50</u>	<u>15 / 66</u>
Total Other Financing Sources	<u>5,437,372.37</u>	<u>1,141,945.50</u>	<u>0.00</u>	<u>(17,552,892.00)</u>	<u>(18,694,837.50)</u>	<u>-7 / 66</u>
Excess Deficiency After						
Financing Sources / (Uses)	<u>6,198,626.51</u>	<u>1,252,886.29</u>	<u>0.00</u>	<u>(16,052,892.00)</u>	<u>(17,305,778.29)</u>	
Beginning Fund Balance	<u>15,779,581.62</u>	<u>21,978,208.13</u>	<u>0.00</u>	<u>21,978,208.13</u>		
Ending Fund Balance	<u>21,978,208.13</u>	<u>23,231,094.42</u>	<u>0.00</u>	<u>5,925,316.13</u>		
Ending Cash Balance	<u>21,978,208.13</u>	<u>23,231,094.42</u>				

City of Chico
Fund Income Statement

Data Through 2/28/2026

Budget Version 10: Working

Fund: 853 - PARKING REVENUE

Budget Year: 2026	Prior Year's Actuals To 6/30/2025	Year To Date Actuals	Encum- brances	Budget	Balance	Percent Used Budg / Time
Revenues						
42204 Parking Meters-Streets	435,570.33	275,268.04	0.00	450,000.00	174,731.96	61
42207 Parking Meters-Lots	305,278.12	195,873.85	0.00	350,000.00	154,126.15	56
42210 Parking Permits-Preferred	6,256.50	7,461.05	0.00	7,000.00	(461.05)	107
42211 Parking Permits-Limited	21,465.66	8,918.00	0.00	25,000.00	16,082.00	36
42212 EV Charging	16,039.28	14,175.91	0.00	16,000.00	1,824.09	89
42213 Parking Space Lease	53,235.00	2,280.00	0.00	45,000.00	42,720.00	5
42220 Parking Meter In Lieu	10,150.00	18,714.00	0.00	0.00	(18,714.00)	-
Total - Charges for Services	847,994.89	522,690.85	0.00	893,000.00	370,309.15	59 / 66
44101 Interest on Investments	9,377.97	444.27	0.00	0.00	(444.27)	-
44110 Change in FMV of Investments	6,560.35	592.39	0.00	0.00	(592.39)	-
Total - Use of Money & Property	15,938.32	1,036.66	0.00	0.00	(1,036.66)	999 / 66
44519 Reimbursement-Other	5,000.00	5,000.00	0.00	5,000.00	0.00	100
Total - Other Revenues	5,000.00	5,000.00	0.00	5,000.00	0.00	100 / 66
Total Revenues	868,933.21	528,727.51	0.00	898,000.00	369,272.49	59 / 66
Expenditures						
4000 Salaries - Permanent	237,348.09	184,782.50	0.00	342,632.00	157,849.50	54
4005 Salaries - Supplemental Comp.	3,337.36	0.00	0.00	0.00	0.00	0
4015 Salaries - Holiday Pay	895.44	0.00	0.00	0.00	0.00	0
4050 Salaries - Overtime	1,304.19	51.11	0.00	0.00	(51.11)	-
4056 Salaries - CTO Payout	792.12	0.00	0.00	0.00	0.00	0
4585 Empl. Benefit-Fitness Reimb	34.49	0.00	0.00	0.00	0.00	0
4690 Employee Benefits Other	163,195.98	104,901.87	0.00	206,718.00	101,816.13	51
Total - Salaries & Employee Benefits	406,907.67	289,735.48	0.00	549,350.00	259,614.52	53 / 66
5005 Postage & Mailing	0.00	0.00	0.00	300.00	300.00	0
5010 Outside Printing Expense	2,102.64	0.00	0.00	3,000.00	3,000.00	0
5100 Materials and Supplies	17,977.39	15,281.83	0.00	40,000.00	24,718.17	38
5105 Small Tools and Equipment	1,543.71	206.47	0.00	500.00	293.53	41
5110 Safety Equipment	13.52	0.00	0.00	100.00	100.00	0
5120 Clothing/Uniforms	302.85	0.00	0.00	500.00	500.00	0
5505 Equipment Maintenance/Repair	226.29	300.00	0.00	0.00	(300.00)	-
5515 Building Maintenance/Repair	0.00	0.00	0.00	1,500.00	1,500.00	0
6283 Uniform Safety Equip	0.00	0.00	0.00	504.00	504.00	0
7320 Custodial Supplies	0.00	0.00	0.00	300.00	300.00	0
7345 Traffic Signal Hardware/Supp.	145.81	540.38	0.00	0.00	(540.38)	-
Total - Materials & Supplies	22,312.21	16,328.68	0.00	46,704.00	30,375.32	35 / 66
5330 Contractual	274,630.64	187,218.48	0.00	193,959.00	6,740.52	97
5400 Professional Services	5,719.27	337.50	22,501.00	5,770.00	(17,068.50)	396
5401 Audit Services	657.09	639.62	0.00	665.00	25.38	96
5415 Landscape Maintenance	135.00	150.00	0.00	0.00	(150.00)	-
5440 Janitorial Services	6,730.04	5,628.11	0.00	7,000.00	1,371.89	80
5555 Maint Agreements Other	50,072.61	46,556.77	0.00	60,000.00	13,443.23	78
7384 Fire Alarm/Base Station/Camera	0.00	0.00	0.00	660.00	660.00	0
7413 Outside Repairs/Services Other	2,441.42	0.00	0.00	1,000.00	1,000.00	0
Total - Purchased Services	340,386.07	240,530.48	22,501.00	269,054.00	6,022.52	98 / 66
7992 Capital Projects OH Allocation	196.33	69.62	0.00	0.00	(69.62)	-
8800 Major Cap Projects-Capitalize	0.00	0.00	0.00	183,697.00	183,697.00	0
8801 Major Cap Proj-Non Capitalize	13,939.43	15,500.34	0.00	0.00	(15,500.34)	-
Total - Capital Projects	14,135.76	15,569.96	0.00	183,697.00	168,127.04	8 / 66
5300 Lease/Rental Expense	0.00	3,697.69	0.00	0.00	(3,697.69)	-
5390 Training	548.71	100.00	0.00	1,400.00	1,300.00	7
5480 Communications	6,820.92	5,572.84	0.00	2,000.00	(3,572.84)	279
Total - Other Expenses	7,369.63	9,370.53	0.00	3,400.00	(5,970.53)	276 / 66 Ovr
8900 Depreciation	91,566.07	0.00	0.00	0.00	0.00	0
Total - Depreciation	91,566.07	0.00	0.00	0.00	0.00	0 / 66
5030 Insurance	22,512.00	25,236.00	0.00	34,327.00	9,091.00	74
5260 Fuel	3,107.50	2,733.72	0.00	2,572.00	(161.72)	106

City of Chico
Fund Income Statement

Data Through 2/28/2026

Budget Version 10: Working

Fund: 853 - PARKING REVENUE

Budget Year: 2026	Prior Year's Actuals To 6/30/2025	Year To Date Actuals	Encum- brances	Budget	Balance	Percent Used Budg / Time
5455 Electric	82,968.80	38,067.87	0.00	66,949.00	28,881.13	57
5460 Water	9,023.96	5,695.11	0.00	9,506.00	3,810.89	60
5510 Vehicle Maintenance/Repair	6,958.59	6,675.34	0.00	5,100.00	(1,575.34)	131
7993 Indirect Cost Allocation	78,628.00	74,862.64	0.00	112,294.00	37,431.36	67
7994 Building Main Allocation	145,386.26	102,594.00	0.00	154,320.00	51,726.00	66
7996 Info Systems Allocation	27,329.54	17,928.00	0.00	33,267.00	15,339.00	54
Total - Allocations	375,914.65	273,792.68	0.00	418,335.00	144,542.32	65 / 66
Total Expenditures	1,258,592.06	845,327.81	22,501.00	1,470,540.00	602,711.19	59 / 66
Excess Deficiency Before Financing Sources / (Uses)	(389,658.85)	(316,600.30)	(22,501.00)	(572,540.00)	(233,438.70)	59 / 66
Other Sources / Uses						
Operating Transfers OUT 9932 Fleet Replacement	(2,250.00)	(1,500.00)	0.00	(2,250.00)	750.00	67
Total Transfers OUT	(2,250.00)	(1,500.00)	0.00	(2,250.00)	750.00	67 / 66
Total Other Financing Sources	(2,250.00)	(1,500.00)	0.00	(2,250.00)	(750.00)	67 / 66
Excess Deficiency After Financing Sources / (Uses)	(391,908.85)	(318,100.30)	(22,501.00)	(574,790.00)	(234,188.70)	
Beginning Fund Balance	2,830,650.40	2,438,741.55	0.00	2,438,741.55		
Ending Fund Balance	2,438,741.55	2,120,641.25	(22,501.00)	1,863,951.55		
Ending Cash Balance	242,852.48	(105,619.42)				

City of Chico
Fund Income Statement

Data Through 2/28/2026

Budget Version 10: Working

Fund: 856 - AIRPORT

Budget Year: 2026	Prior Year's Actuals To 6/30/2025	Year To Date Actuals	Encum- brances	Budget	Balance	Percent Used Budg / Time
Revenues						
41190 Dept of Transportation Revenue	0.00	0.00	0.00	1,000,000.00	1,000,000.00	0
41199 Other Federal Payments	116,162.00	0.00	0.00	0.00	0.00	0
Total - Intergovernmental Revenues	116,162.00	0.00	0.00	1,000,000.00	1,000,000.00	0 / 66
42250 Fuel Flowage Fees	36,377.12	25,347.32	0.00	30,000.00	4,652.68	84
42251 Landing Fees	45,169.31	9,656.31	0.00	25,000.00	15,343.69	39
Total - Charges for Services	81,546.43	35,003.63	0.00	55,000.00	19,996.37	64 / 66
44101 Interest on Investments	(6,335.03)	(1,178.44)	0.00	0.00	1,178.44	-
44110 Change in FMV of Investments	(4,431.66)	(1,571.35)	0.00	0.00	1,571.35	-
44130 Rental & Lease Income	859,499.58	376,635.78	0.00	730,000.00	353,364.22	52
44132 T-Hanger Rental & Lease Income	89,405.69	86,739.67	0.00	91,000.00	4,260.33	95
44140 Concession Income	30,002.56	11,214.03	0.00	25,000.00	13,785.97	45
Total - Use of Money & Property	968,141.14	471,839.69	0.00	846,000.00	374,160.31	56 / 66
44519 Reimbursement-Other	9,204.50	10,448.50	0.00	5,000.00	(5,448.50)	209
Total - Other Revenues	9,204.50	10,448.50	0.00	5,000.00	(5,448.50)	209 / 66
Total Revenues	1,175,054.07	517,291.82	0.00	1,906,000.00	1,388,708.18	27 / 66
Expenditures						
4000 Salaries - Permanent	200,803.74	162,581.39	0.00	287,683.00	125,101.61	57
4005 Salaries - Supplemental Comp.	3,927.04	0.00	0.00	0.00	0.00	0
4020 Salaries - Hourly Pay	8,052.10	8,095.89	0.00	20,000.00	11,904.11	40
4050 Salaries - Overtime	6,458.43	6,312.53	0.00	4,800.00	(1,512.53)	132
4690 Employee Benefits Other	160,127.36	96,882.65	0.00	165,567.00	68,684.35	59
Total - Salaries & Employee Benefits	379,368.67	273,872.46	0.00	478,050.00	204,177.54	57 / 66
5000 Office Expense	516.86	490.46	0.00	1,690.00	1,199.54	29
5005 Postage & Mailing	75.52	126.47	0.00	380.00	253.53	33
5010 Outside Printing Expense	0.00	32.78	0.00	500.00	467.22	7
5050 Books/Periodicals/Software	335.80	335.78	0.00	0.00	(335.78)	-
5100 Materials and Supplies	11,617.18	19,617.71	0.00	18,000.00	(1,617.71)	109
5105 Small Tools and Equipment	1,937.27	591.44	0.00	500.00	(91.44)	118
5110 Safety Equipment	105.62	236.44	0.00	400.00	163.56	59
5120 Clothing/Uniforms	0.00	336.49	0.00	0.00	(336.49)	-
5515 Building Maintenance/Repair	1,219.31	4,942.80	0.00	4,000.00	(942.80)	124
7320 Custodial Supplies	0.00	213.23	0.00	1,600.00	1,386.77	13
Total - Materials & Supplies	15,807.56	26,923.60	0.00	27,070.00	146.40	99 / 66
5330 Contractual	1,262,071.33	20,027.25	14,700.00	24,700.00	(10,027.25)	141
5400 Professional Services	104,377.86	45,368.03	0.00	90,000.00	44,631.97	50
5401 Audit Services	1,029.95	1,005.72	0.00	1,034.00	28.28	97
5415 Landscape Maintenance	66,345.34	29,652.78	0.00	60,000.00	30,347.22	49
5420 Laundry Services	1,845.76	772.80	0.00	3,000.00	2,227.20	26
5440 Janitorial Services	16,234.65	10,503.68	0.00	12,908.00	2,404.32	81
7347 Weed Control	24,659.61	7,483.32	0.00	23,000.00	15,516.68	33
7380 Pest Control	1,591.22	950.00	0.00	350.00	(600.00)	271
7394 Hazardous Materials Disposal	0.00	0.00	0.00	475.00	475.00	0
7413 Outside Repairs/Services Other	1,317.04	6,612.00	0.00	8,180.00	1,568.00	81
Total - Purchased Services	1,479,472.76	122,375.58	14,700.00	223,647.00	86,571.42	61 / 66
8800 Major Cap Projects-Capitalize	0.00	0.00	0.00	1,050,643.00	1,050,643.00	0
8801 Major Cap Proj-Non Capitalize	59,000.00	3,019.55	0.00	0.00	(3,019.55)	-
Total - Capital Projects	59,000.00	3,019.55	0.00	1,050,643.00	1,047,623.45	0 / 66
5140 Advertising/Marketing	743.48	428.60	0.00	2,000.00	1,571.40	21
5160 Licenses/Permits/Fees	1,411.60	806.51	0.00	3,500.00	2,693.49	23
5300 Lease/Rental Expense	2,607.07	0.00	0.00	0.00	0.00	0
5370 Memberships/Dues	812.50	125.00	0.00	945.00	820.00	13
5385 Business Expenses	0.00	0.00	0.00	500.00	500.00	0
5386 Conference Expenses	3,374.80	7,721.33	0.00	8,000.00	278.67	97
5390 Training	170.00	120.00	0.00	4,000.00	3,880.00	3
5465 Solid Waste Disposal	0.00	0.00	0.00	950.00	950.00	0
5480 Communications	8,162.57	4,508.12	0.00	8,000.00	3,491.88	56
Total - Other Expenses	17,282.02	13,709.56	0.00	27,895.00	14,185.44	49 / 66

City of Chico
Fund Income Statement

Data Through 2/28/2026

Budget Version 10: Working

Fund: 856 - AIRPORT

Budget Year: 2026	Prior Year's Actuals To 6/30/2025	Year To Date Actuals	Encum- brances	Budget	Balance	Percent Used Budg / Time
8900 Depreciation	1,099,230.15	0.00	0.00	0.00	0.00	0
Total - Depreciation	1,099,230.15	0.00	0.00	0.00	0.00	0 / 66
5030 Insurance	12,217.00	24,572.00	0.00	26,130.00	1,558.00	94
5260 Fuel	6,233.52	3,531.13	0.00	7,606.00	4,074.87	46
5455 Electric	97,904.32	61,786.04	0.00	103,651.00	41,864.96	60
5456 Natural Gas	237.46	112.13	0.00	566.00	453.87	20
5460 Water	26,890.84	21,050.69	0.00	30,309.00	9,258.31	69
5510 Vehicle Maintenance/Repair	53,027.74	33,400.43	0.00	44,304.00	10,903.57	75
7993 Indirect Cost Allocation	174,628.00	77,632.64	0.00	116,449.00	38,816.36	67
7994 Building Main Allocation	21,142.56	14,916.00	0.00	22,440.00	7,524.00	66
7996 Info Systems Allocation	20,590.60	12,997.00	0.00	23,248.00	10,251.00	56
Total - Allocations	412,872.04	249,998.06	0.00	374,703.00	124,704.94	67 / 66
Total Expenditures	3,463,033.20	689,898.81	14,700.00	2,182,008.00	1,477,409.19	32 / 66
Excess Deficiency Before Financing Sources / (Uses)	(2,287,979.13)	(172,606.99)	(14,700.00)	(276,008.00)	(88,701.01)	68 / 66
Other Sources / Uses						
Operating Transfers IN						
3001 General	0.00	0.00	0.00	199,881.00	199,881.00	0
Total Transfers IN	0.00	0.00	0.00	199,881.00	199,881.00	0 / 66
Operating Transfers OUT						
9932 Fleet Replacement	(68,388.00)	(52,222.00)	0.00	(78,333.00)	26,111.00	67
Total Transfers OUT	(68,388.00)	(52,222.00)	0.00	(78,333.00)	26,111.00	67 / 66
Total Other Financing Sources	(68,388.00)	(52,222.00)	0.00	121,548.00	173,770.00	0 / 66
Excess Deficiency After Financing Sources / (Uses)	(2,356,367.13)	(224,828.99)	(14,700.00)	(154,460.00)	85,068.99	
Beginning Fund Balance	9,138,339.07	6,781,971.94	0.00	6,781,971.94		
Ending Fund Balance	6,781,971.94	6,557,142.95	(14,700.00)	6,627,511.94		
Ending Cash Balance	(1,736,107.76)	(2,043,581.67)				

City of Chico
Fund Income Statement

Data Through 2/28/2026

Budget Version 10: Working

Fund: 871 - PRIVATE DEVELOPMENT-

Budget Year: 2026	Prior Year's Actuals To 6/30/2025	Year To Date Actuals	Encum- brances	Budget	Balance	Percent Used Budg / Time
Revenues						
40507 Construction Permit	1,465,688.35	1,230,579.00	0.00	1,500,000.00	269,421.00	82
40531 Encroachment Permit	15,664.80	11,643.56	0.00	17,000.00	5,356.44	68
Total - Licenses and Permits	1,481,353.15	1,242,222.56	0.00	1,517,000.00	274,777.44	82 / 66
42410 Plan Check Fees	508,721.01	293,815.36	0.00	500,000.00	206,184.64	59
42411 Plan Maintenance Fee	41,581.61	32,218.52	0.00	50,000.00	17,781.48	64
42434 Building Fees	0.00	1,168.00	0.00	0.00	(1,168.00)	-
42439 Northwest Chico Specific Plan	0.00	0.00	0.00	20,000.00	20,000.00	0
42442 Fire Plan Check Fees	465.00	0.00	0.00	0.00	0.00	0
42604 Sale of Docs/Publications	98.50	209.50	0.00	100.00	(109.50)	210
Total - Charges for Services	550,866.12	327,411.38	0.00	570,100.00	242,688.62	57 / 66
44101 Interest on Investments	59,347.68	5,215.02	0.00	0.00	(5,215.02)	-
44110 Change in FMV of Investments	41,516.64	6,953.80	0.00	0.00	(6,953.80)	-
Total - Use of Money & Property	100,864.32	12,168.82	0.00	0.00	(12,168.82)	999 / 66
44505 Miscellaneous Revenues	0.00	7,852.00	0.00	0.00	(7,852.00)	-
Total - Other Revenues	0.00	7,852.00	0.00	0.00	(7,852.00)	999 / 66
Total Revenues	2,133,083.59	1,589,654.76	0.00	2,087,100.00	497,445.24	76 / 66
Expenditures						
4000 Salaries - Permanent	1,106,637.21	762,390.17	0.00	1,311,119.00	548,728.83	58
4050 Salaries - Overtime	3,450.79	4,361.87	0.00	12,500.00	8,138.13	35
4690 Employee Benefits Other	711,153.31	407,455.38	0.00	706,666.00	299,210.62	58
Total - Salaries & Employee Benefits	1,821,241.31	1,174,207.42	0.00	2,030,285.00	856,077.58	58 / 66
5000 Office Expense	3,038.36	1,184.88	0.00	5,000.00	3,815.12	24
5005 Postage & Mailing	1,269.60	620.98	0.00	1,413.00	792.02	44
5010 Outside Printing Expense	274.14	461.91	0.00	1,454.00	992.09	32
5050 Books/Periodicals/Software	567.65	5,519.79	0.00	5,700.00	180.21	97
5105 Small Tools and Equipment	627.05	279.14	0.00	1,482.00	1,202.86	19
5110 Safety Equipment	31.60	0.00	0.00	1,142.00	1,142.00	0
5505 Equipment Maintenance/Repair	179.16	0.00	0.00	855.00	855.00	0
Total - Materials & Supplies	5,987.56	8,066.70	0.00	17,046.00	8,979.30	47 / 66
5400 Professional Services	394,681.27	18,231.42	46,297.15	207,014.00	142,485.43	31
5401 Audit Services	917.84	893.44	0.00	927.00	33.56	96
Total - Purchased Services	395,599.11	19,124.86	46,297.15	207,941.00	142,518.99	31 / 66
7992 Capital Projects OH Allocation	1,887.48	726.00	0.00	0.00	(726.00)	-
8800 Major Cap Projects-Capitalize	0.00	0.00	0.00	703,240.00	703,240.00	0
8801 Major Cap Proj-Non Capitalize	62,916.05	24,199.75	0.00	0.00	(24,199.75)	-
Total - Capital Projects	64,803.53	24,925.75	0.00	703,240.00	678,314.25	4 / 66
5370 Memberships/Dues	1,832.00	1,935.00	0.00	2,000.00	65.00	97
5385 Business Expenses	0.00	1,206.77	0.00	2,342.00	1,135.23	52
5390 Training	34,140.53	17,223.06	0.00	50,000.00	32,776.94	34
5480 Communications	9,987.70	6,160.43	0.00	8,037.00	1,876.57	77
6731 Moving Expense Reimbursement	1,025.48	0.00	0.00	0.00	0.00	0
Total - Other Expenses	46,985.71	26,525.26	0.00	62,379.00	35,853.74	43 / 66
8900 Depreciation	3,405.67	0.00	0.00	0.00	0.00	0
Total - Depreciation	3,405.67	0.00	0.00	0.00	0.00	0 / 66
5030 Insurance	109,541.00	101,432.00	0.00	126,526.00	25,094.00	80
5260 Fuel	6,019.44	4,777.67	0.00	4,291.00	(486.67)	111
5510 Vehicle Maintenance/Repair	8,497.27	6,074.77	0.00	14,849.00	8,774.23	41
7993 Indirect Cost Allocation	145,115.00	165,342.64	0.00	248,014.00	82,671.36	67
7994 Building Main Allocation	58,245.43	41,101.00	0.00	61,824.00	20,723.00	66
7996 Info Systems Allocation	151,304.64	94,965.00	0.00	166,969.00	72,004.00	57
Total - Allocations	478,722.78	413,693.08	0.00	622,473.00	208,779.92	66 / 66
Total Expenditures	2,816,745.67	1,666,543.07	46,297.15	3,643,364.00	1,930,523.78	47 / 66

City of Chico
Fund Income Statement

Data Through 2/28/2026

Budget Version 10: Working

Fund: 871 - PRIVATE DEVELOPMENT-

Budget Year: 2026	Prior Year's Actuals To 6/30/2025	Year To Date Actuals	Encum- brances	Budget	Balance	Percent Used Budg / Time
Excess Deficiency Before						
Financing Sources / (Uses)	(683,662.08)	(76,888.31)	(46,297.15)	(1,556,264.00)	(1,433,078.54)	8 / 66
Other Sources / Uses						
Operating Transfers IN						
3001 General	202,791.97	157,631.79	0.00	208,710.00	51,078.21	76
3305 Bikeway Improvement	1,803.56	0.00	0.00	1,000.00	1,000.00	0
3308 Street Facility Improvement	18,982.36	0.00	0.00	5,000.00	5,000.00	0
3309 Storm Drainage Facility	3,558.45	0.00	0.00	1,000.00	1,000.00	0
3320 Sewer - Trunk Line Capacity	1,329.66	0.00	0.00	2,925.00	2,925.00	0
3321 Sewer - WPCP Capacity	3,558.08	0.00	0.00	2,400.00	2,400.00	0
3330 Community Park	6,717.85	0.00	0.00	3,000.00	3,000.00	0
3332 Bidwell Park Land Acquisition	181.72	0.00	0.00	100.00	100.00	0
3333 Linear Parks/Greenways	1,021.94	0.00	0.00	500.00	500.00	0
3335 Street Maintenance Equipment	677.79	0.00	0.00	350.00	350.00	0
3336 Administration Building	123.29	0.00	0.00	60.00	60.00	0
3337 Fire Protection Building/Equip	1,700.01	0.00	0.00	500.00	500.00	0
3338 Police Protection Bldg & Equip	1,454.82	0.00	0.00	800.00	800.00	0
3340 Neighborhood Parks	3,508.23	0.00	0.00	500.00	500.00	0
Total Transfers IN	247,409.73	157,631.79	0.00	226,845.00	69,213.21	69 / 66
Operating Transfers OUT						
9003 Emergency Reserve	0.00	0.00	0.00	(20,000.00)	20,000.00	0
9315 General Plan Reserve	(64,186.66)	(50,387.72)	0.00	(64,061.00)	13,673.28	79
9932 Fleet Replacement	(8,589.00)	(13,659.36)	0.00	(20,489.00)	6,829.64	67
Total Transfers OUT	(72,775.66)	(64,047.08)	0.00	(104,550.00)	40,502.92	61 / 66
Total Other Financing Sources	174,634.07	93,584.71	0.00	122,295.00	28,710.29	77 / 66
Excess Deficiency After						
Financing Sources / (Uses)	(509,028.01)	16,696.40	(46,297.15)	(1,433,969.00)	(1,404,368.25)	
Beginning Fund Balance	2,640,803.75	2,131,775.74	0.00	2,131,775.74		
Ending Fund Balance	2,131,775.74	2,148,472.14	(46,297.15)	697,806.74		
Ending Cash Balance	2,338,988.63	2,092,918.49				

City of Chico
Fund Income Statement

Data Through 2/28/2026

Budget Version 10: Working

Fund: 872 - PRIVATE DEVELOPMENT-

Budget Year: 2026	Prior Year's Actuals To 6/30/2025	Year To Date Actuals	Encum- brances	Budget	Balance	Percent Used Budg / Time
Revenues						
40507 Construction Permit	390,850.22	328,154.40	0.00	400,000.00	71,845.60	82
Total - Licenses and Permits	390,850.22	328,154.40	0.00	400,000.00	71,845.60	82 / 66
42404 Planning Filing Fees	185,530.87	136,669.40	0.00	245,000.00	108,330.60	56
42410 Plan Check Fees	166,521.51	83,947.24	0.00	135,000.00	51,052.76	62
42439 Northwest Chico Specific Plan	0.00	15,387.00	0.00	0.00	(15,387.00)	-
Total - Charges for Services	352,052.38	236,003.64	0.00	380,000.00	143,996.36	62 / 66
44101 Interest on Investments	19,826.79	1,846.52	0.00	0.00	(1,846.52)	-
44110 Change in FMV of Investments	13,869.82	2,462.18	0.00	0.00	(2,462.18)	-
Total - Use of Money & Property	33,696.61	4,308.70	0.00	0.00	(4,308.70)	999 / 66
44505 Miscellaneous Revenues	19,423.50	4,416.00	0.00	0.00	(4,416.00)	-
Total - Other Revenues	19,423.50	4,416.00	0.00	0.00	(4,416.00)	999 / 66
Total Revenues	796,022.71	572,882.74	0.00	780,000.00	207,117.26	73 / 66
Expenditures						
4000 Salaries - Permanent	346,791.12	250,646.68	0.00	389,474.00	138,827.32	64
4050 Salaries - Overtime	0.00	0.00	0.00	3,987.00	3,987.00	0
4690 Employee Benefits Other	187,848.42	131,436.11	0.00	198,167.00	66,730.89	66
Total - Salaries & Employee Benefits	534,639.54	382,082.79	0.00	591,628.00	209,545.21	65 / 66
5000 Office Expense	1,545.81	1,127.18	0.00	1,400.00	272.82	81
5005 Postage & Mailing	2,229.55	1,709.44	0.00	10,700.00	8,990.56	16
5010 Outside Printing Expense	209.12	30.59	0.00	500.00	469.41	6
5050 Books/Periodicals/Software	725.85	0.00	0.00	750.00	750.00	0
Total - Materials & Supplies	4,710.33	2,867.21	0.00	13,350.00	10,482.79	21 / 66
5400 Professional Services	63,245.00	0.00	30,000.00	130,000.00	100,000.00	23
5401 Audit Services	405.50	394.72	0.00	410.00	15.28	96
Total - Purchased Services	63,650.50	394.72	30,000.00	130,410.00	100,015.28	23 / 66
7992 Capital Projects OH Allocation	469.72	194.47	0.00	0.00	(194.47)	-
8800 Major Cap Projects-Capitalize	0.00	0.00	0.00	160,563.00	160,563.00	0
8801 Major Cap Proj-Non Capitalize	15,657.50	6,482.42	0.00	0.00	(6,482.42)	-
Total - Capital Projects	16,127.22	6,676.89	0.00	160,563.00	153,886.11	4 / 66
5140 Advertising/Marketing	4,192.30	1,711.93	0.00	12,625.00	10,913.07	14
5370 Memberships/Dues	1,422.58	1,003.09	0.00	1,436.00	432.91	70
5390 Training	5,404.87	3,771.46	0.00	8,000.00	4,228.54	47
5480 Communications	1,677.91	1,072.49	0.00	1,300.00	227.51	82
6056 Meeting Expenses	0.00	150.00	0.00	240.00	90.00	62
Total - Other Expenses	12,697.66	7,708.97	0.00	23,601.00	15,892.03	33 / 66
5030 Insurance	36,003.00	34,525.00	0.00	35,657.00	1,132.00	97
5260 Fuel	10.37	10.79	0.00	0.00	(10.79)	-
7993 Indirect Cost Allocation	115,974.00	97,562.64	0.00	146,344.00	48,781.36	67
7994 Building Main Allocation	131,748.19	92,968.00	0.00	139,841.00	46,873.00	66
7996 Info Systems Allocation	58,481.01	37,450.00	0.00	64,082.00	26,632.00	58
Total - Allocations	342,216.57	262,516.43	0.00	385,924.00	123,407.57	68 / 66
Total Expenditures	974,041.82	662,247.01	30,000.00	1,305,476.00	613,228.99	53 / 66
Excess Deficiency Before Financing Sources / (Uses)	(178,019.11)	(89,364.27)	(30,000.00)	(525,476.00)	(406,111.73)	23 / 66
Other Sources / Uses						
Operating Transfers IN 3001 General	76,232.63	56,857.39	0.00	78,000.00	21,142.61	73
Total Transfers IN	76,232.63	56,857.39	0.00	78,000.00	21,142.61	73 / 66
Operating Transfers OUT 9315 General Plan Reserve	(23,299.40)	(17,617.03)	0.00	(23,840.00)	6,222.97	74
9932 Fleet Replacement	(18,639.00)	(12,426.00)	0.00	(18,639.00)	6,213.00	67
Total Transfers OUT	(41,938.40)	(30,043.03)	0.00	(42,479.00)	12,435.97	71 / 66

City of Chico
Fund Income Statement

Data Through 2/28/2026

Budget Version 10: Working

Fund: 872 - PRIVATE DEVELOPMENT-

Budget Year: 2026	Prior Year's Actuals To 6/30/2025	Year To Date Actuals	Encum- brances	Budget	Balance	Percent Used Budg / Time
Total Other Financing Sources	34,294.23	26,814.36	0.00	35,521.00	8,706.64	75 / 66
Excess Deficiency After Financing Sources / (Uses)	(143,724.88)	(62,549.91)	(30,000.00)	(489,955.00)	(397,405.09)	
Beginning Fund Balance	896,549.66	752,824.78	0.00	752,824.78		
Ending Fund Balance	752,824.78	690,274.87	(30,000.00)	262,869.78		
Ending Cash Balance	803,624.70	679,700.08				

City of Chico
Fund Income Statement

Data Through 2/28/2026

Budget Version 10: Working

Fund: 873 - PRIVATE DEVELOPMENT-

Budget Year: 2026	Prior Year's Actuals To 6/30/2025	Year To Date Actuals	Encum- brances	Budget	Balance	Percent Used Budg / Time
Revenues						
40531 Encroachment Permit	297,630.21	221,227.47	0.00	320,000.00	98,772.53	69
Total - Licenses and Permits	297,630.21	221,227.47	0.00	320,000.00	98,772.53	69 / 66
42404 Planning Filing Fees	24,318.05	16,078.74	0.00	25,000.00	8,921.26	64
42407 Engineering Fees	140,125.00	79,509.50	0.00	250,000.00	170,490.50	32
42410 Plan Check Fees	36,337.21	32,862.32	0.00	30,000.00	(2,862.32)	110
42428 2% Deferred Development Fee	13,037.13	10,270.28	0.00	7,000.00	(3,270.28)	147
42440 Storm Water Plan Review Fees	91,772.64	56,983.00	0.00	75,000.00	18,017.00	76
42442 Fire Plan Check Fees	930.00	0.00	0.00	0.00	0.00	0
Total - Charges for Services	306,520.03	195,703.84	0.00	387,000.00	191,296.16	51 / 66
44101 Interest on Investments	29,260.77	2,303.32	0.00	0.00	(2,303.32)	-
44110 Change in FMV of Investments	20,469.38	3,071.29	0.00	0.00	(3,071.29)	-
Total - Use of Money & Property	49,730.15	5,374.61	0.00	0.00	(5,374.61)	999 / 66
Total Revenues	653,880.39	422,305.92	0.00	707,000.00	284,694.08	60 / 66
Expenditures						
4000 Salaries - Permanent	492,026.05	328,030.81	0.00	648,545.00	320,514.19	51
4020 Salaries - Hourly Pay	13,147.00	984.30	0.00	0.00	(984.30)	-
4050 Salaries - Overtime	4,614.74	1,774.16	0.00	0.00	(1,774.16)	-
4690 Employee Benefits Other	327,164.88	169,014.55	0.00	320,161.00	151,146.45	53
Total - Salaries & Employee Benefits	836,952.67	499,803.82	0.00	968,706.00	468,902.18	52 / 66
5000 Office Expense	151.30	0.00	0.00	500.00	500.00	0
5005 Postage & Mailing	10.45	0.00	0.00	1,000.00	1,000.00	0
5050 Books/Periodicals/Software	1,315.17	1,308.00	0.00	5,000.00	3,692.00	26
5105 Small Tools and Equipment	0.00	0.00	0.00	500.00	500.00	0
5110 Safety Equipment	0.00	0.00	0.00	500.00	500.00	0
5505 Equipment Maintenance/Repair	0.00	0.00	0.00	500.00	500.00	0
Total - Materials & Supplies	1,476.92	1,308.00	0.00	8,000.00	6,692.00	16 / 66
5400 Professional Services	28,626.39	8,678.00	0.00	20,000.00	11,322.00	43
5401 Audit Services	317.94	309.48	0.00	321.00	11.52	96
Total - Purchased Services	28,944.33	8,987.48	0.00	20,321.00	11,333.52	44 / 66
7992 Capital Projects OH Allocation	251.27	98.00	0.00	0.00	(98.00)	-
8800 Major Cap Projects-Capitalize	0.00	0.00	0.00	106,658.00	106,658.00	0
8801 Major Cap Proj-Non Capitalize	8,375.55	3,266.75	0.00	0.00	(3,266.75)	-
Total - Capital Projects	8,626.82	3,364.75	0.00	106,658.00	103,293.25	3 / 66
5140 Advertising/Marketing	0.00	371.42	0.00	0.00	(371.42)	-
5160 Licenses/Permits/Fees	761.16	0.00	0.00	0.00	0.00	0
5370 Memberships/Dues	0.00	0.00	0.00	1,000.00	1,000.00	0
5385 Business Expenses	47.50	37.00	0.00	500.00	463.00	7
5390 Training	425.00	1,450.00	0.00	7,500.00	6,050.00	19
5480 Communications	0.00	0.00	0.00	1,500.00	1,500.00	0
Total - Other Expenses	1,233.66	1,858.42	0.00	10,500.00	8,641.58	18 / 66
5030 Insurance	49,847.00	39,896.00	0.00	55,423.00	15,527.00	72
7993 Indirect Cost Allocation	81,619.00	85,572.64	0.00	128,359.00	42,786.36	67
7996 Info Systems Allocation	41,178.20	26,190.00	0.00	46,999.00	20,809.00	56
Total - Allocations	172,644.20	151,658.64	0.00	230,781.00	79,122.36	66 / 66
Total Expenditures	1,049,878.60	666,981.11	0.00	1,344,966.00	677,984.89	50 / 66
Excess Deficiency Before Financing Sources / (Uses)	(395,998.21)	(244,675.19)	0.00	(637,966.00)	(393,290.81)	38 / 66
Other Sources / Uses						
Operating Transfers IN						
3001 General	57,614.25	40,617.90	0.00	70,700.00	30,082.10	57
3305 Bikeway Improvement	1,803.56	0.00	0.00	1,000.00	1,000.00	0
3308 Street Facility Improvement	18,982.35	0.00	0.00	5,000.00	5,000.00	0
3309 Storm Drainage Facility	3,558.45	0.00	0.00	1,000.00	1,000.00	0
3320 Sewer - Trunk Line Capacity	1,329.66	0.00	0.00	2,925.00	2,925.00	0

City of Chico
Fund Income Statement

Data Through 2/28/2026

Budget Version 10: Working

Fund: 873 - PRIVATE DEVELOPMENT-

Budget Year: 2026	Prior Year's Actuals To 6/30/2025	Year To Date Actuals	Encum- brances	Budget	Balance	Percent Used Budg / Time
3321 Sewer - WPCP Capacity	3,558.08	0.00	0.00	2,400.00	2,400.00	0
3330 Community Park	6,717.85	0.00	0.00	3,000.00	3,000.00	0
3332 Bidwell Park Land Acquisition	181.71	0.00	0.00	100.00	100.00	0
3333 Linear Parks/Greenways	1,021.93	0.00	0.00	500.00	500.00	0
3335 Street Maintenance Equipment	677.79	0.00	0.00	350.00	350.00	0
3336 Administration Building	123.29	0.00	0.00	60.00	60.00	0
3337 Fire Protection Building/Equip	1,700.00	0.00	0.00	500.00	500.00	0
3338 Police Protection Bldg & Equip	1,454.82	0.00	0.00	800.00	800.00	0
3340 Neighborhood Parks	3,508.23	0.00	0.00	500.00	500.00	0
Total Transfers IN	102,231.97	40,617.90	0.00	88,835.00	48,217.10	46 / 66
Operating Transfers OUT						
9315 General Plan Reserve	(17,602.48)	(12,479.14)	0.00	(19,100.00)	6,620.86	65
Total Transfers OUT	(17,602.48)	(12,479.14)	0.00	(19,100.00)	6,620.86	65 / 66
Total Other Financing Sources	84,629.49	28,138.76	0.00	69,735.00	41,596.24	40 / 66
Excess Deficiency After						
Financing Sources / (Uses)	(311,368.72)	(216,536.43)	0.00	(568,231.00)	(351,694.57)	
Beginning Fund Balance	1,278,789.20	967,420.48	0.00	967,420.48		
Ending Fund Balance	967,420.48	750,884.05	0.00	399,189.48		
Ending Cash Balance	1,079,378.97	784,598.93				

City of Chico
Fund Income Statement

Data Through 2/28/2026

Budget Version 10: Working

Fund: 874 - PRIVATE DEVELOPMENT-FIRE

Budget Year: 2026	Prior Year's Actuals To 6/30/2025	Year To Date Actuals	Encum- brances	Budget	Balance	Percent Used Budg / Time
Revenues						
40507 Construction Permit	97,712.58	82,038.61	0.00	100,000.00	17,961.39	82
40518 Fire System Compliance Fee	3,131.35	2,563.89	0.00	2,000.00	(563.89)	128
Total - Licenses and Permits	100,843.93	84,602.50	0.00	102,000.00	17,397.50	83 / 66
42404 Planning Filing Fees	12,159.04	8,039.38	0.00	14,000.00	5,960.62	57
42410 Plan Check Fees	36,337.19	20,986.82	0.00	30,000.00	9,013.18	70
42442 Fire Plan Check Fees	110,371.55	77,890.50	0.00	100,000.00	22,109.50	78
Total - Charges for Services	158,867.78	106,916.70	0.00	144,000.00	37,083.30	74 / 66
44101 Interest on Investments	19,231.74	1,848.18	0.00	0.00	(1,848.18)	-
44110 Change in FMV of Investments	13,453.55	2,464.39	0.00	0.00	(2,464.39)	-
Total - Use of Money & Property	32,685.29	4,312.57	0.00	0.00	(4,312.57)	999 / 66
Total Revenues	292,397.00	195,831.77	0.00	246,000.00	50,168.23	80 / 66
Expenditures						
4000 Salaries - Permanent	130,173.62	73,741.09	0.00	205,236.00	131,494.91	36
4050 Salaries - Overtime	846.72	529.20	0.00	0.00	(529.20)	-
4585 Empl. Benefit-Fitness Reimb	87.00	29.00	0.00	0.00	(29.00)	-
4690 Employee Benefits Other	99,625.20	59,072.38	0.00	151,352.00	92,279.62	39
Total - Salaries & Employee Benefits	230,732.54	133,371.67	0.00	356,588.00	223,216.33	37 / 66
5000 Office Expense	22.71	0.00	0.00	500.00	500.00	0
5050 Books/Periodicals/Software	1,406.23	1,091.04	0.00	2,000.00	908.96	55
5070 Special Department Expenses	0.00	103.11	0.00	200.00	96.89	52
5105 Small Tools and Equipment	181.64	271.59	0.00	15,000.00	14,728.41	2
5110 Safety Equipment	857.35	140.97	0.00	5,500.00	5,359.03	3
5120 Clothing/Uniforms	2,043.00	0.00	0.00	2,500.00	2,500.00	0
Total - Materials & Supplies	4,510.93	1,606.71	0.00	25,700.00	24,093.29	6 / 66
5330 Contractual	12,707.00	134.00	0.00	10,000.00	9,866.00	1
5401 Audit Services	114.70	111.67	0.00	116.00	4.33	96
Total - Purchased Services	12,821.70	245.67	0.00	10,116.00	9,870.33	2 / 66
7992 Capital Projects OH Allocation	382.57	47.98	0.00	0.00	(47.98)	-
8800 Major Cap Projects-Capitalize	0.00	0.00	0.00	46,130.00	46,130.00	0
8801 Major Cap Proj-Non Capitalize	12,752.17	1,599.35	0.00	0.00	(1,599.35)	-
Total - Capital Projects	13,134.74	1,647.33	0.00	46,130.00	44,482.67	4 / 66
5370 Memberships/Dues	590.00	225.00	0.00	2,100.00	1,875.00	11
5385 Business Expenses	0.00	0.00	0.00	400.00	400.00	0
5390 Training	10,204.88	3,605.38	0.00	15,000.00	11,394.62	24
5480 Communications	0.00	0.00	0.00	1,500.00	1,500.00	0
Total - Other Expenses	10,794.88	3,830.38	0.00	19,000.00	15,169.62	20 / 66
5030 Insurance	16,025.00	11,966.00	0.00	16,435.00	4,469.00	73
7993 Indirect Cost Allocation	17,814.00	15,341.36	0.00	23,012.00	7,670.64	67
Total - Allocations	33,839.00	27,307.36	0.00	39,447.00	12,139.64	69 / 66
Total Expenditures	305,833.79	168,009.12	0.00	496,981.00	328,971.88	34 / 66
Excess Deficiency Before						
Financing Sources / (Uses)	(13,436.79)	27,822.65	0.00	(250,981.00)	(278,803.65)	-11 / 66
Other Sources / Uses						
Operating Transfers IN						
3001 General	23,370.78	19,151.92	0.00	24,600.00	5,448.08	78
Total Transfers IN	23,370.78	19,151.92	0.00	24,600.00	5,448.08	78 / 66
Operating Transfers OUT						
9315 General Plan Reserve	(7,048.04)	(5,785.54)	0.00	(4,532.00)	-1,253.54	128
Total Transfers OUT	(7,048.04)	(5,785.54)	0.00	(4,532.00)	-1,253.54	128 / 66

City of Chico
Fund Income Statement

Data Through 2/28/2026

Budget Version 10: Working

Fund: 874 - PRIVATE DEVELOPMENT-FIRE

Budget Year: 2026	Prior Year's Actuals To 6/30/2025	Year To Date Actuals	Encum- brances	Budget	Balance	Percent Used Budg / Time
Total Other Financing Sources	16,322.74	13,366.38	0.00	20,068.00	6,701.62	67 / 66
Excess Deficiency After Financing Sources / (Uses)	2,885.95	41,189.03	0.00	(230,913.00)	(272,102.03)	
Beginning Fund Balance	867,146.86	870,032.81	0.00	870,032.81		
Ending Fund Balance	870,032.81	911,221.84	0.00	639,119.81		
Ending Cash Balance	845,916.25	872,855.10				

Monthly Budget Monitoring Report

Administrative Services Department

Fiscal Year 2025-26 Monthly Report for the period ending: February 2026

Department Contact: Barbara Martin, Administrative Services Director

Purpose: The purpose of the review is to identify any expenditure trends which would hinder a department's ability to meet their approved budget targets or to highlight any trends of interest for the governing body. Budget overages are monitored and controlled at the category level, not object (account) level. Therefore, the analysis considers the category level.

Overall Summary: As of February 28, 2026, the City is eight months of the way through this fiscal year. The areas requiring explanation are listed below.

Items of Interest:

NEW

Item #1

Location: **Fund/Dept 400-150- Finance**

Expenditure Item: **Category – Purchased Services**

Description: This item reflects 100% expenditure as it was a one-time annual fee paid to a consultant for calculating the City's Caltrans indirect cost rate. No additional charges are anticipated.

Item #2

Location: **Fund/Dept 900-140- General Liability Insurance Reserve**

Expenditure Item: **Category – Materials and Supplies**

Description: Postage and mailing fees that did not previously have an established budget. Staff will continue to monitor and adjust the budget to reflect activity going forward.

PREVIOUS ITEMS

Item #3

Location: **Fund/Dept 001-130- Human Resources**

Expenditure Item: **Category – Other Expenses**

Description: NeoGov annual subscription renewal coded in past to professional services – this year coded to membership. Will correct coding for consistency going forward.

Item #4

Location: **Fund/Dept 001-130- Human Resources**

Expenditure Item: **Category – Non Recurring Operating**

Description: This category is tracking higher than where we are in the current fiscal year because this budget was for a one-time purchase of AED defibrillators. We anticipate being on track by the fiscal year end.

Item #5

Location: **Fund/Dept 001-150- Finance**

Expenditure Item: **Category – Other Expenses**

Description: This category is tracking higher than where we are in the current fiscal year due to business license tax collected and redistributed to Downtown Chico Business Association. These distributions are based on fees collected so there will be offsetting revenue if this line item becomes over budget. Staff will continue to monitor.

Item #6

Location: **Fund/Dept 853-150 Parking**

Expenditure Item: **Category – Purchased Services**

Description: This category is higher than anticipated due to passport parking fees. Staff will continue to monitor.

Item #7

Location: **Fund/Dept 900-140 General Liability Insurance**

Expenditure Item: **Category 5400– Purchased Services**

Description: This category is tracking over budget due to prepayment for claims management services covering the full fiscal year and settlement payments. A budget adjustment will be made to correct the overage.

Item #8

Location: **Fund/Dept 901-130 – Workers Compensation Insurance Reserve**

Expenditure Item: **Category 8900 – Other Expenses**

Description: This category is tracking higher than we have budgeted due to unanticipated workers compensation claim costs. Staff will continue to monitor, and a budget adjustment will be made to correct any overage.

Item #9

Location: **Fund/Dept 935-180 Information Systems**

Expenditure Item: **Category 5400- Purchased Services**

Description: This category is tracking higher than where we are in the current fiscal year due to Windows/Office 365 licenses being coded incorrectly. An entry will be done to correct this coding making this category on track.


Item #10

Location: **Fund/Dept 935-180 and 935-182 Information Systems/Radios**

Expenditure Item: **Category 8990 – Allocations**

Description: This category is tracking higher than where we are in the current fiscal year due to insurance allocations. Staff will continue to monitor.

APPROVALS:

Review	Signature	Date
Department Director Barbara Martin, ASD		4/7/2020

City of Chico
2025-26 Annual Budget
Operating Summary Report
FY To Date: 2/28/2026
Administrative Services

Administrative Services Expenditure by Category	Prior Year Actuals		Actuals FY2025-26			Modified Adopted FY2025-26			Remaining Budget	Percent Used Budg / Time
	FY2023-24	FY2024-25	Gen/Park Fund	Other Funds	Total Funds	Gen/Park Fund	Other Funds	Total Funds		
Salaries & Employee Benefits	3,713,902	4,294,987	1,648,551	1,176,106	2,824,658	2,677,494	2,570,939	5,248,433	2,423,774	54
Materials & Supplies	167,553	141,046	22,111	50,370	72,481	50,080	145,047	195,127	122,645	37
Purchased Services	3,578,450	5,227,343	294,763	2,832,266	3,127,029	573,231	5,095,527	5,668,758	2,541,728	55
Other Expenses	2,637,396	2,973,954	92,388	3,802,220	3,894,608	83,765	4,190,145	4,273,910	379,301	91
Non-Recurring Operating Allocations	157,375 (1,766,239)	108,787 (1,521,449)	14,301 (2,588,279)	74 398,852	14,376 (2,189,426)	50,000 (3,876,654)	425,000 569,476	475,000 (3,307,178)	460,623 (1,117,751)	3 66
Department Total	8,488,440	11,224,670	(516,163)	8,259,890	7,743,727	(442,084)	12,996,134	12,554,050	4,810,322	62 66

Department Summary by Fund-Dept	Prior Year Actuals		FY2025-26 YTD Actuals	FY2025-26 Modified Adopted	Remaining Budget	Percent Used Budg / Time
	FY2023-24	FY2024-25				
001-130 Human Resources						
4000 Salaries & Employee Benefits	784,670	894,084	573,310	907,101	333,791	63
5000 Materials & Supplies	5,434	5,709	3,868	10,440	6,572	37
5400 Purchased Services	268,484	292,314	162,601	344,600	181,999	47
8900 Other Expenses	24,316	28,828	50,589	28,460	-22,129	178
8910 Non-Recurring Operating	9,108	0	14,302	15,000	698	95
8990 Allocations	180,815	257,476	178,299	276,084	97,785	65
Total 001-130	1,272,827	1,478,411	982,969	1,581,685	598,716	62 66
001-150 Finance						
4000 Salaries & Employee Benefits	1,444,525	1,711,468	1,075,241	1,770,393	695,152	61
5000 Materials & Supplies	31,193	35,685	18,243	39,640	21,397	46
5400 Purchased Services	161,443	217,953	132,162	228,631	96,469	58
8900 Other Expenses	34,611	42,175	41,800	55,305	13,505	76
8910 Non-Recurring Operating	63,070	0	0	35,000	35,000	0
8990 Allocations	350,588	472,021	333,162	496,873	163,711	67
Total 001-150	2,085,430	2,479,302	1,600,608	2,625,842	1,025,234	61 66
001-995 Indirect Cost Allocation						
8990 Allocations	(2,360,891)	(2,360,891)	(3,099,741)	(4,649,611)	-1,549,870	67
Total 001-995	(2,360,891)	(2,360,891)	(3,099,741)	(4,649,611)	(1,549,870)	67 66
005-150 Finance						
5400 Purchased Services	7,769	12,938	1,627	5,000	3,373	33

City of Chico
2025-26 Annual Budget
Operating Summary Report
FY To Date: 2/28/2026
Administrative Services

Administrative Services	Prior Year Actuals		FY2025-26	FY2025-26	Remaining	Percent	
Department Summary by Fund-Activity	FY2023-24	FY2024-25	YTD Actuals	Modified Adopted	Budget	Used Budg / Time	
Total 005-150	7,769	12,938	1,627	5,000	3,373	33	66
005-180 Information Technology							
8910 Non-Recurring Operating	0	8,974	0	0	0	0	
Total 005-180	0	8,974	0	0	0	0	66
005-995 Indirect Cost Allocation							
8990 Allocations	0	0	304,904	457,356	152,452	67	
Total 005-995	0	0	304,904	457,356	152,452	67	66
Total General/Park Funds	1,005,135	1,618,734	(209,633)	20,272	229,905	-	66
009-000 Debt Service Fund							
Total 009-000	0	0	0	0	0	0	66
010-150 City Treasury							
5400 Purchased Services	95,667	91,332	15,844	98,000	82,156	16	
8900 Other Expenses	0	801	140	3,270	3,130	4	
Total 010-150	95,667	92,133	15,984	101,270	85,286	16	66
050-150 Donations							
5400 Purchased Services	28,438	0	0	0	0	0	
Total 050-150	28,438	0	0	0	0	0	66
400-150 Capital Projects							
5400 Purchased Services	0	0	7,500	7,500	0	100	
Total 400-150	0	0	7,500	7,500	0	100	66
850-150 Sewer							
5400 Purchased Services	0	961,054	427,974	887,090	459,116	48	
Total 850-150	0	961,054	427,974	887,090	459,116	48	66
853-150 Parking Revenue							
5400 Purchased Services	196,400	215,726	153,117	135,000	(18,117)	113	
8900 Other Expenses	0	0	3,698	0	(3,698)	0	
Total 853-150	196,400	215,726	156,815	135,000	(21,815)	116	66
877-184 Fiber Utility							
4000 Salaries & Employee Benefits	0	0	0	203,265	203,265	0	
5400 Purchased Services	0	0	9,900	0	(9,900)	0	
Total 877-184	0	0	9,900	203,265	193,365	5	66
877-995 Fiber Utility							
Total 877-995	0	0	0	0	0	0	66

City of Chico
2025-26 Annual Budget
Operating Summary Report
FY To Date: 2/28/2026
Administrative Services

Administrative Services	Prior Year Actuals		FY2025-26	FY2025-26	Remaining	Percent
Department Summary by Fund-Activity	FY2023-24	FY2024-25	YTD Actuals	Modified Adopted	Budget	Used Budg / Time
900-140 General Liability Insurance Reserve						
4000 Salaries & Employee Benefits	0	0	87,856	219,847	131,991	40
5000 Materials & Supplies	817	1,405	663	400	(263)	166
5400 Purchased Services	93,867	61,546	136,689	77,500	(59,189)	176
8900 Other Expenses	1,949,677	2,292,421	2,114,517	3,402,875	1,288,358	62
8990 Allocations	8	0	0	0	0	0
Total 900-140	2,044,369	2,355,372	2,339,725	3,700,622	1,360,897	63 66
901-130 Work Compensation Insurance Reserve						
4000 Salaries & Employee Benefits	0	0	0	291,930	291,930	0
5000 Materials & Supplies	0	0	0	150	150	0
5400 Purchased Services	1,374,350	1,431,300	245,658	1,120,000	874,342	22
8900 Other Expenses	380,646	334,384	1,463,562	365,000	(1,098,562)	401
Total 901-130	1,754,996	1,765,684	1,709,220	1,777,080	67,860	96 66
902-130 Unemployment Insurance Reserve						
5400 Purchased Services	46,481	27,277	9,450	65,000	55,550	15
Total 902-130	46,481	27,277	9,450	65,000	55,550	15 66
904-150 Pension Stabilization Trust						
5400 Purchased Services	16,222	25,580	8,856	0	(8,856)	0
Total 904-150	16,222	25,580	8,856	0	(8,856)	0 66
935-180 Information Systems						
4000 Salaries & Employee Benefits	1,208,029	1,381,697	877,734	1,515,249	637,515	58
5000 Materials & Supplies	100,218	65,019	14,978	64,235	49,257	23
5400 Purchased Services	1,272,590	1,826,678	1,739,537	2,518,637	779,100	69
8900 Other Expenses	202,862	236,490	196,102	304,000	107,898	65
8910 Non-Recurring Operating	85,198	99,814	74	0	(74)	0
8990 Allocations	52,062	89,896	75,197	91,076	15,879	83
Total 935-180	2,920,959	3,699,594	2,903,622	4,493,197	1,589,575	65 66
935-182 Information Systems						
4000 Salaries & Employee Benefits	276,678	307,739	210,517	340,648	130,131	62
5000 Materials & Supplies	29,892	33,229	34,729	80,262	45,533	43
5400 Purchased Services	16,740	63,646	76,113	181,800	105,687	42
8900 Other Expenses	45,286	38,856	24,202	115,000	90,798	21
8910 Non-Recurring Operating	0	0	0	425,000	425,000	0
8990 Allocations	11,178	20,049	18,752	21,044	2,292	89
Total 935-182	379,774	463,519	364,313	1,163,754	799,441	31 66

City of Chico
2025-26 Annual Budget
Operating Summary Report
FY To Date: 2/28/2026
Administrative Services

Administrative Services	Prior Year Actuals		FY2025-26 YTD Actuals	FY2025-26 Modified Adopted	Remaining Budget	Percent Used Budg / Time	
Department Summary by Fund-Activity	FY2023-24	FY2024-25					
Total Other Funds	7,483,306	9,605,939	7,953,359	12,533,778	4,580,419	63	66
Department Total	8,488,441	11,224,673	7,743,726	12,554,050	4,810,324	62	66

City of Chico
2025-26 Annual Budget
Operating Summary Report
FY To Date: 2/28/2026

City Attorney

City Attorney Expenditure by Category	Prior Year Actuals		Actuals FY2025-26			Modified Adopted FY2025-26			Remaining Budget	Percent Used Budg / Time
	FY2023-24	FY2024-25	Gen/Park Fund	Other Funds	Total Funds	Gen/Park Fund	Other Funds	Total Funds		
Salaries & Employee Benefits	0	0	0	0	0	426,622	0	426,622	426,622	0
Materials & Supplies	54	56	56	0	56	250	0	250	193	23
Purchased Services	6,520,950	3,565,735	215,168	2,275,750	2,490,918	179,726	650,000	829,726	(1,661,192)	300
Other Expenses	1,738	1,872	1,127	0	1,127	1,805	0	1,805	677	62
Allocations	26,518	29,422	20,761	0	20,761	57,604	0	57,604	36,843	36
Department Total	6,549,261	3,597,086	237,113	2,275,750	2,512,863	666,007	650,000	1,316,007	(1,196,856)	191 66

Department Summary by Fund-Dept	Prior Year Actuals		FY2025-26 YTD Actuals	FY2025-26 Modified Adopted	Remaining Budget	Percent Used Budg / Time
	FY2023-24	FY2024-25				
001-160 City Attorney						
4000 Salaries & Employee Benefits	0	0	0	426,622	426,622	0
5000 Materials & Supplies	55	56	56	250	194	22
5400 Purchased Services	449,784	370,026	215,169	179,726	-35,443	120
8900 Other Expenses	1,739	1,873	1,128	1,805	677	62
8990 Allocations	26,518	29,422	20,761	57,604	36,843	36
Total 001-160	478,096	401,377	237,114	666,007	428,893	36 66
011-160 City Attorney						
5400 Purchased Services	5,319,402	308,093	0	0	0	0
Total 011-160	5,319,402	308,093	0	0	0	0 66
Total General/Park Funds	5,797,498	709,470	237,114	666,007	428,893	35 66
900-160 General Liability Insurance Reserve						
5400 Purchased Services	751,765	2,887,616	2,275,750	650,000	(1,625,750)	350
Total 900-160	751,765	2,887,616	2,275,750	650,000	(1,625,750)	350 66
Total Other Funds	751,765	2,887,616	2,275,750	650,000	(1,625,750)	350 66
Department Total	6,549,263	3,597,086	2,512,864	1,316,007	(1,196,857)	191 66

City of Chico
2025-26 Annual Budget
Operating Summary Report
FY To Date: 2/28/2026

City Clerk

City Clerk Expenditure by Category	Prior Year Actuals		Actuals FY2025-26			Modified Adopted FY2025-26			Remaining Budget	Percent Used Budg / Time
	FY2023-24	FY2024-25	Gen/Park Fund	Other Funds	Total Funds	Gen/Park Fund	Other Funds	Total Funds		
Salaries & Employee Benefits	908,338	1,119,793	759,790	0	759,790	1,171,688	0	1,171,688	411,897	65
Materials & Supplies	13,938	4,452	5,204	0	5,204	19,400	0	19,400	14,195	27
Purchased Services	132,915	166,865	63,110	90,777	153,888	130,675	87,928	218,603	64,714	70
Other Expenses	405,364	280,517	64,111	0	64,111	318,395	0	318,395	254,283	20
Allocations	213,035	273,953	197,876	0	197,876	293,815	0	293,815	95,939	67
Department Total	1,673,592	1,845,582	1,090,092	90,777	1,180,870	1,933,973	87,928	2,021,901	841,030	58 66

Department Summary by Fund-Dept	Prior Year Actuals		FY2025-26 YTD Actuals	FY2025-26 Modified Adopted	Remaining Budget	Percent Used Budg / Time
	FY2023-24	FY2024-25				
001-101 City Council						
4000 Salaries & Employee Benefits	171,694	246,524	170,908	243,487	72,579	70
5000 Materials & Supplies	4,074	1,233	1,303	10,500	9,197	12
5400 Purchased Services	11,344	22,500	7,500	36,000	28,500	21
8900 Other Expenses	66,031	57,377	46,347	75,700	29,353	61
8990 Allocations	82,551	89,038	61,920	93,079	31,159	67
Total 001-101	335,694	416,672	287,978	458,766	170,788	63 66
001-103 City Clerk						
4000 Salaries & Employee Benefits	736,644	873,269	588,882	928,201	339,319	63
5000 Materials & Supplies	9,865	3,219	3,901	8,900	4,999	44
5400 Purchased Services	34,455	58,348	55,611	94,675	39,064	59
8900 Other Expenses	339,333	113,140	17,764	242,695	224,931	7
8990 Allocations	130,484	184,916	135,956	200,736	64,780	68
Total 001-103	1,250,781	1,232,892	802,114	1,475,207	673,093	54 66
011-101 City Council						
8900 Other Expenses	0	110,000	0	0	0	0
Total 011-101	0	110,000	0	0	0	0 66
052-101 City Council						
5400 Purchased Services	0	0	0	0	0	0
Total 052-101	0	0	0	0	0	0 66
Total General/Park Funds	1,586,475	1,759,564	1,090,092	1,933,973	843,881	56 66

City of Chico
2025-26 Annual Budget
Operating Summary Report
FY To Date: 2/28/2026

City Clerk

City Clerk	Prior Year Actuals		FY2025-26 YTD Actuals	FY2025-26 Modified Adopted	Remaining Budget	Percent Used Budg / Time	
Department Summary by Fund-Activity	FY2023-24	FY2024-25					
051-000 Arts and Culture							
5400 Purchased Services	43,905	38,485	38,435	38,435	0	100	
Total 051-000	43,905	38,485	38,435	38,435	0	100	66
210-103 PEG - Public, Educational & Government							
5400 Purchased Services	0	47,533	52,343	49,493	(2,850)	106	
Total 210-103	0	47,533	52,343	49,493	(2,850)	106	66
210-180 PEG - Public, Educational & Government							
5400 Purchased Services	43,212	0	0	0	0	0	
Total 210-180	43,212	0	0	0	0	0	66
Total Other Funds	87,117	86,018	90,778	87,928	(2,850)	103	66
Department Total	1,673,592	1,845,582	1,180,870	2,021,901	841,031	58	66

Budget Monitoring Report

City Manager's Office and Economic Development

(Dept. Name)

Fiscal Year 2025-26 Monthly Report for the **period ending:** February 28, 2026

Department Contact: Mark Sorensen, City Manager


Purpose: The purpose of the review is to identify any expenditure trends which would hinder a department's ability to meet their approved budget targets or to highlight any trends of interest for the governing body.

Overall Summary:

The City Manager budget actuals are currently within budget by category and tracking to remain in budget.

The Economic Development budget actuals are currently within budget by category and tracking to remain in budget.

APPROVALS:

X	Review	Signature	Date
X	Department Director		4-07-2026

City of Chico
2025-26 Annual Budget
Operating Summary Report
FY To Date: 2/28/2026

City Manager

City Manager Expenditure by Category	Prior Year Actuals		Actuals FY2025-26			Modified Adopted FY2025-26			Remaining Budget	Percent Used Budg / Time
	FY2023-24	FY2024-25	Gen/Park Fund	Other Funds	Total Funds	Gen/Park Fund	Other Funds	Total Funds		
Salaries & Employee Benefits	850,951	856,507	459,043	0	459,043	922,154	0	922,154	463,110	50
Materials & Supplies	6,602	4,273	1,772	0	1,772	7,395	2,119	9,514	7,741	19
Purchased Services	118,918	99,877	53,001	16,456	69,458	380,861	13,725	394,586	325,127	18
Other Expenses	142,813	119,668	59,600	0	59,600	142,903	500	143,403	83,802	42
Allocations	159,124	194,207	123,100	0	123,100	204,852	0	204,852	81,752	60
Department Total	1,278,410	1,274,535	696,518	16,456	712,974	1,658,165	16,344	1,674,509	961,534	43 66

Department Summary by Fund-Dept	Prior Year Actuals		FY2025-26 YTD Actuals	FY2025-26 Modified Adopted	Remaining Budget	Percent Used Budg / Time
	FY2023-24	FY2024-25				
001-106 City Management						
4000 Salaries & Employee Benefits	840,534	856,508	459,043	922,154	463,111	50
5000 Materials & Supplies	6,602	4,274	1,772	6,895	5,123	26
5400 Purchased Services	26,919	20,360	2,359	219,640	217,281	1
8900 Other Expenses	17,394	18,069	13,315	27,600	14,285	48
8990 Allocations	157,727	193,695	122,771	204,020	81,249	60
Total 001-106	1,049,176	1,092,906	599,260	1,380,309	781,049	43 66
001-112 Economic Development						
5000 Materials & Supplies	0	0	0	500	500	0
5400 Purchased Services	78,825	79,517	50,643	161,221	110,578	31
8900 Other Expenses	125,420	101,599	46,286	115,303	69,017	40
8990 Allocations	1,397	513	329	832	503	40
Total 001-112	205,642	181,629	97,258	277,856	180,598	35 66
Total General/Park Funds	1,254,818	1,274,535	696,518	1,658,165	961,647	42 66
050-106 Donations						
5000 Materials & Supplies	0	0	0	2,119	2,119	0
5400 Purchased Services	0	0	16,456	0	(16,456)	0
Total 050-106	0	0	16,456	2,119	(14,337)	777 66
100-106 Grants-Operating Activities						
8900 Other Expenses	0	0	0	500	500	0
Total 100-106	0	0	0	500	500	0 66

City of Chico
2025-26 Annual Budget
Operating Summary Report
FY To Date: 2/28/2026

City Manager

City Manager	Prior Year Actuals		FY2025-26	FY2025-26	Remaining	Percent	
Department Summary by Fund-Activity	FY2023-24	FY2024-25	YTD	Modified	Budget	Used	
			Actuals	Adopted		Budg / Time	
875-000 Cannabis Permit Program							
Total 875-000	0	0	0	0	0	0	66
875-106 Cannabis Permit Program							
4000 Salaries & Employee Benefits	10,417	0	0	0	0	0	
5400 Purchased Services	13,175	0	0	13,725	13,725	0	
Total 875-106	23,592	0	0	13,725	13,725	0	66
Total Other Funds	23,592	0	16,456	16,344	(112)	101	66
Department Total	1,278,410	1,274,535	712,974	1,674,509	961,535	43	66

Monthly Budget Monitoring Report

Community Development Department

(Dept. Name)

Fiscal Year 2025-26 Monthly Report for the **period ending:** February 28, 2026

Department Contact: Brendan Vieg, Community Development Director

Purpose: The purpose of the review is to identify any expenditure trends which would hinder a department's ability to meet their approved budget targets or to highlight any trends of interest for the governing body. Budget overages are monitored and controlled at the category level, not object (account) level. Therefore, the analysis considers the category level.

Overall Summary:

The Community Development Department's Fiscal Year 2025-26 expense reports as provided by the Finance Division have been reviewed by CDD staff, and expenditures do not exceed budget appropriations. The Department's Operating Summary figures, as of February 28, 2026, show 55% of the total departmental budget used and 66% of the time used in the fiscal year.

Items of Interest:

PREVIOUS:

Item #1:

Location: CDD 392-540 Affordable Housing (60%)

Expenditure Item: 4000 Salaries & Employee Benefits (79%)

Description: 4000 Salaries – The Housing Division codes approximately 37% of staff time to this budget code and all leave time.

Analysis: This budget line item is used for staff time and leave in the Housing Division. Leave time will be spread across funding sources later in the year, which will bring this budget back into range with the allocation.

Action Plan: No action is necessary, continue to monitor.

Item #2:

Location: CDD 394-540 Permanent Local Housing Allocation Program (733%)

Expenditure Item: 5400 Purchased Services (0%)

Description: 5330 Contractual – The Department spends down the remaining contract for the Torres Shelter through this category.

Analysis: The Housing Division has requested Finance bring a supplemental to City Council for approval of a budget allocation of \$416,300 to cover contract expenses.

Action Plan: No action is necessary, continue to monitor.

Item #3:

Location: CDD 875-535 Cannabis Permit Program (9%)

Expenditure Item: 4000 Salaries & Employee Benefits (76%)

Description: 4000 Salaries – The City's Code Enforcement Supervisor manages the Cannabis Permit Program.

Analysis: This budget line item is used for staff time managing the Cannabis Permit Program. These costs are fully reimbursed through user fees charged with initial and renewal of permits.

Action Plan: No action is necessary, continue to monitor.

Item #3:

Location: CDD 875-535 Cannabis Permit Program (9%)

Expenditure Item: 8990 Allocations (114%)

Description: 5030 Insurance – Liability insurance is managed by Finance and is based on the number of staff. It is unpredictable in the timing of payments as it is based on settlements.

Analysis: Cannabis is one of the only budgets with an allocation of only insurance. Other divisions show a lower percentage for the category because they also have allocations to support departments, which balance the percentage in this category. All divisions show an equally high percentage for insurance.

Action Plan: No action is necessary, continue to monitor.

Item #4:

Location: CDD 935-185 Information Systems (55%)

Expenditure Item: 8990 Allocations (100%)

Description: 5030 Insurance – Liability insurance is managed by Finance and is based on the number of staff. It is unpredictable in the timing of payments as it is based on settlements.

Analysis: GIS is the only division with an allocation of only insurance. Other divisions show a lower percentage for the category because they also have allocations to support departments, which balance the percentage in this category. All divisions show an equally high percentage for insurance.

Action Plan: No action is necessary, continue to monitor.

APPROVALS:

Review	Signature	Date
Brendan Vieg, Community Development Director	<i>Brendan Vieg</i>	04/02/26

City of Chico
2025-26 Annual Budget
Operating Summary Report
FY To Date: 2/28/2026
Community Development

Community Development Expenditure by Category	Prior Year Actuals		Actuals FY2025-26			Modified Adopted FY2025-26			Remaining Budget	Percent Used Budg / Time
	FY2023-24	FY2024-25	Gen/Park Fund	Other Funds	Total Funds	Gen/Park Fund	Other Funds	Total Funds		
Salaries & Employee Benefits	4,076,203	4,215,946	586,609	2,214,642	2,801,252	943,679	3,746,044	4,689,723	1,888,470	60
Materials & Supplies	36,634	26,874	3,218	13,841	17,060	33,609	57,581	91,190	74,129	19
Purchased Services	1,156,323	1,221,995	48,944	213,818	262,762	190,000	922,498	1,112,498	849,735	24
Other Expenses	305,135	328,509	224,029	49,326	273,356	385,855	143,505	529,360	256,003	52
Allocations	1,247,327	1,364,230	142,980	896,819	1,039,800	255,015	1,348,541	1,603,556	563,755	65
Department Total	6,821,624	7,157,556	1,005,783	3,388,448	4,394,231	1,808,158	6,218,169	8,026,327	3,632,095	55 66

Department Summary by Fund-Dept	Prior Year Actuals		FY2025-26 YTD Actuals	FY2025-26 Modified Adopted	Remaining Budget	Percent Used Budg / Time
	FY2023-24	FY2024-25				
001-510 Planning						
4000 Salaries & Employee Benefits	374,621	308,049	221,982	388,338	166,356	57
5000 Materials & Supplies	1,111	1,549	354	3,312	2,958	11
5400 Purchased Services	0	0	0	40,000	40,000	0
8900 Other Expenses	215,970	233,765	218,869	366,845	147,976	60
8990 Allocations	213,238	151,691	72,151	142,085	69,934	51
Total 001-510	804,940	695,054	513,356	940,580	427,224	55 66
001-520 Building Inspection						
4000 Salaries & Employee Benefits	0	3,724	891	0	-891	0
Total 001-520	0	3,724	891	0	(891)	0 66
001-535 Code Enforcement						
4000 Salaries & Employee Benefits	537,661	551,315	363,736	555,341	191,605	65
5000 Materials & Supplies	6,212	5,679	2,864	30,297	27,433	9
5400 Purchased Services	115,656	108,927	48,944	150,000	101,056	33
8900 Other Expenses	12,913	13,223	5,161	19,010	13,849	27
8990 Allocations	84,264	107,187	70,830	112,560	41,730	63
Total 001-535	756,706	786,331	491,535	867,208	375,673	57 66
001-540 Housing						
4000 Salaries & Employee Benefits	0	0	0	0	0	0
8990 Allocations	0	0	0	370	370	0
Total 001-540	0	0	0	370	370	0 66

City of Chico
2025-26 Annual Budget
Operating Summary Report
FY To Date: 2/28/2026
Community Development

Community Development	Prior Year Actuals		FY2025-26	FY2025-26	Remaining	Percent	
Department Summary by Fund-Activity	FY2023-24	FY2024-25	YTD Actuals	Modified Adopted	Budget	Used Budg / Time	
Total General/Park Funds	1,561,646	1,485,109	1,005,782	1,808,158	802,376	55	66
201-540 Community Development Blk Grant							
4000 Salaries & Employee Benefits	286,315	221,326	155,345	259,725	104,380	60	
Total 201-540	286,315	221,326	155,345	259,725	104,380	60	66
201-995 Community Development Blk Grant							
8990 Allocations	47,154	47,154	44,258	66,387	22,129	67	
Total 201-995	47,154	47,154	44,258	66,387	22,129	67	66
203-000 Community Development Blk Grant - DR							
4000 Salaries & Employee Benefits	(35,685)	(283)	0	0	0	0	
Total 203-000	(35,685)	(283)	0	0	0	0	66
203-540 Community Development Blk Grant - DR							
4000 Salaries & Employee Benefits	138,720	255,575	108,320	213,751	105,431	51	
Total 203-540	138,720	255,575	108,320	213,751	105,431	51	66
203-995 Community Development Blk Grant - DR							
8990 Allocations	31,624	35,106	9,080	13,620	4,540	67	
Total 203-995	31,624	35,106	9,080	13,620	4,540	67	66
206-540 HOME - Federal Grants							
4000 Salaries & Employee Benefits	35,144	31,959	18,249	27,722	9,473	66	
Total 206-540	35,144	31,959	18,249	27,722	9,473	66	66
206-995 HOME - Federal Grants							
8990 Allocations	31,695	31,695	8,052	12,078	4,026	67	
Total 206-995	31,695	31,695	8,052	12,078	4,026	67	66
213-995 Abandoned Vehicle Abatement							
Total 213-995	0	0	0	0	0	0	66
316-520 CASp Certification and Training Fund							
4000 Salaries & Employee Benefits	23,756	28,913	10,741	29,745	19,004	36	
5000 Materials & Supplies	0	0	0	500	500	0	
5400 Purchased Services	0	0	0	5,000	5,000	0	
8900 Other Expenses	7,862	1,634	0	17,000	17,000	0	
8990 Allocations	2,896	3,780	2,511	4,720	2,209	53	
Total 316-520	34,514	34,327	13,252	56,965	43,713	23	66
316-995 CASp Certification and Training Fund							
Total 316-995	0	0	0	0	0	0	66

City of Chico
2025-26 Annual Budget
Operating Summary Report
FY To Date: 2/28/2026
Community Development

Community Development	Prior Year Actuals		FY2025-26	FY2025-26	Remaining	Percent
Department Summary by Fund-Activity	FY2023-24	FY2024-25	YTD Actuals	Modified Adopted	Budget	Used Budg / Time
392-540 Affordable Housing						
4000 Salaries & Employee Benefits	128,968	115,197	111,425	140,667	29,242	79
5000 Materials & Supplies	737	691	531	3,495	2,964	15
5400 Purchased Services	18,529	(38,118)	15,247	70,226	54,979	22
8900 Other Expenses	5,721	8,191	7,986	15,855	7,869	50
8990 Allocations	89,261	96,280	58,046	91,107	33,061	64
Total 392-540	243,216	182,241	193,235	321,350	128,115	60 66
392-995 Affordable Housing						
8990 Allocations	19,868	16,386	28,489	42,734	14,245	67
Total 392-995	19,868	16,386	28,489	42,734	14,245	67 66
394-000 Permanent Local Housing Allocation Program						
Total 394-000	0	0	0	0	0	0 66
394-540 Permanent Local Housing Allocation Program						
4000 Salaries & Employee Benefits	33,178	28,552	10,780	20,389	9,609	53
5400 Purchased Services	0	633,702	138,743	0	(138,743)	0
8990 Allocations	543	0	0	0	0	0
Total 394-540	33,721	662,254	149,523	20,389	(129,134)	733 66
394-995 Permanent Local Housing Allocation Program						
8990 Allocations	0	0	21,730	32,595	10,865	67
Total 394-995	0	0	21,730	32,595	10,865	67 66
863-510 Subdivisions						
4000 Salaries & Employee Benefits	115,575	72,816	69,659	157,183	87,524	44
5000 Materials & Supplies	5,755	2,382	0	9,773	9,773	0
5400 Purchased Services	158,104	6,393	20,228	300,000	279,772	7
8900 Other Expenses	7,221	6,257	3,534	18,970	15,436	19
8990 Allocations	23,672	35,906	24,012	47,921	23,909	50
Total 863-510	310,327	123,754	117,433	533,847	416,414	22 66
871-520 Private Development - Building						
4000 Salaries & Employee Benefits	1,668,431	1,821,241	1,174,207	2,030,285	856,078	58
5000 Materials & Supplies	12,005	5,988	8,067	17,046	8,979	47
5400 Purchased Services	729,367	395,599	19,125	207,941	188,816	9
8900 Other Expenses	38,946	46,986	26,525	62,379	35,854	43
8990 Allocations	248,476	333,608	248,350	374,459	126,109	66
Total 871-520	2,697,225	2,603,422	1,476,274	2,692,110	1,215,836	55 66
871-995 Private Development - Building						

City of Chico
2025-26 Annual Budget
Operating Summary Report
FY To Date: 2/28/2026
Community Development

Community Development	Prior Year Actuals		FY2025-26 YTD	FY2025-26 Modified	Remaining	Percent	
Department Summary by Fund-Activity	FY2023-24	FY2024-25	Actuals	Adopted	Budget	Used	Time
8990 Allocations	145,115	145,115	165,343	248,014	82,671	67	
Total 871-995	145,115	145,115	165,343	248,014	82,671	67	66
872-000 Private Development - Planning							
Total 872-000	0	0	0	0	0	0	66
872-510 Private Development - Planning							
4000 Salaries & Employee Benefits	490,566	534,640	382,083	591,628	209,545	65	
5000 Materials & Supplies	9,562	4,710	2,867	13,350	10,483	21	
5400 Purchased Services	92,608	63,650	395	130,410	130,015	0	
8900 Other Expenses	12,428	12,698	7,709	23,601	15,892	33	
8990 Allocations	182,511	226,243	164,954	239,580	74,626	69	
Total 872-510	787,675	841,941	558,008	998,569	440,561	56	66
872-995 Private Development - Planning							
8990 Allocations	115,974	115,974	97,563	146,344	48,781	67	
Total 872-995	115,974	115,974	97,563	146,344	48,781	67	66
875-535 Cannabis Permit Program							
4000 Salaries & Employee Benefits	0	5,172	3,633	4,779	1,146	76	
5400 Purchased Services	0	14,970	10,000	148,155	138,155	7	
8990 Allocations	0	213	353	311	(42)	114	
Total 875-535	0	20,355	13,986	153,245	139,259	9	66
875-995 Cannabis Permit Program							
8990 Allocations	0	0	9,175	13,762	4,587	67	
Total 875-995	0	0	9,175	13,762	4,587	67	66
935-185 Information Systems							
4000 Salaries & Employee Benefits	278,953	237,752	170,202	270,170	99,968	63	
5000 Materials & Supplies	1,253	5,875	2,376	13,417	11,041	18	
5400 Purchased Services	42,060	36,871	10,081	60,766	50,685	17	
8900 Other Expenses	4,075	5,756	3,572	5,700	2,128	63	
8990 Allocations	11,038	17,893	14,904	14,909	5	100	
Total 935-185	337,379	304,147	201,135	364,962	163,827	55	66
Total Other Funds	5,259,981	5,672,448	3,388,450	6,218,169	2,829,719	54	66
Department Total	6,821,627	7,157,557	4,394,232	8,026,327	3,632,095	55	66

City of Chico
2025-26 Annual Budget
Operating Summary Report
FY To Date: 2/28/2026

Fire

Fire Expenditure by Category	Prior Year Actuals		Actuals FY2025-26			Modified Adopted FY2025-26			Remaining Budget	Percent Used Budg / Time
	FY2023-24	FY2024-25	Gen/Park Fund	Other Funds	Total Funds	Gen/Park Fund	Other Funds	Total Funds		
Salaries & Employee Benefits	14,858,302	17,151,869	11,921,329	188,463	12,109,793	16,716,058	820,626	17,536,684	5,426,890	69
Materials & Supplies	210,570	209,852	87,014	1,606	88,621	227,134	25,700	252,834	164,212	35
Purchased Services	48,895	42,675	27,193	245	27,439	40,800	10,116	50,916	23,476	54
Other Expenses	193,983	198,406	130,193	3,830	134,023	245,905	19,000	264,905	130,881	51
Non-Recurring Operating	26,862	9,000	327	0	327	13,773	0	13,773	13,446	2
Allocations	2,416,532	3,290,521	2,427,131	29,060	2,456,192	2,988,249	39,447	3,027,696	571,503	81
Department Total	17,755,145	20,902,325	14,593,190	223,206	14,816,397	20,231,919	914,889	21,146,808	6,330,410	70 66

Department Summary by Fund-Dept	Prior Year Actuals		FY2025-26 YTD Actuals	FY2025-26 Modified Adopted	Remaining Budget	Percent Used Budg / Time
	FY2023-24	FY2024-25				
001-400 Fire						
4000 Salaries & Employee Benefits	14,430,612	15,962,848	11,539,531	16,659,219	5,119,688	69
5000 Materials & Supplies	206,880	205,342	87,015	227,134	140,119	38
5400 Purchased Services	35,492	29,854	27,194	40,800	13,606	67
8900 Other Expenses	177,758	187,722	131,354	241,981	110,627	54
8910 Non-Recurring Operating	26,862	9,000	327	13,773	13,446	2
8990 Allocations	2,391,843	3,256,682	2,427,132	2,988,249	561,117	81
Total 001-400	17,269,447	19,651,448	14,212,553	20,171,156	5,958,603	70 66
001-410 Fire Reimbursable Response						
4000 Salaries & Employee Benefits	236,030	958,288	381,799	56,839	-324,960	672
8900 Other Expenses	(638)	(110)	(1,161)	3,924	5,085	-30
Total 001-410	235,392	958,178	380,638	60,763	(319,875)	626 66
005-400 Fire						
4000 Salaries & Employee Benefits	0	0	55,092	464,038	408,946	12
Total 005-400	0	0	55,092	464,038	408,946	12 66
Total General/Park Funds	17,504,839	20,609,626	14,648,283	20,695,957	6,047,674	70 66
874-400 Private Development - Fire						
4000 Salaries & Employee Benefits	191,660	230,733	133,372	356,588	223,216	37
5000 Materials & Supplies	3,691	4,511	1,607	25,700	24,093	6
5400 Purchased Services	13,404	12,822	246	10,116	9,870	2
8900 Other Expenses	16,863	10,795	3,830	19,000	15,170	20

City of Chico
2025-26 Annual Budget
Operating Summary Report
FY To Date: 2/28/2026

Fire

Fire	Prior Year Actuals		FY2025-26 YTD Actuals	FY2025-26 Modified Adopted	Remaining Budget	Percent Used	
	FY2023-24	FY2024-25				Budg / Time	
Department Summary by Fund-Activity							
8990 Allocations	6,875	16,025	11,966	16,435	4,469	73	
Total 874-400	232,493	274,886	151,021	427,839	276,818	35	66
874-995 Private Development - Fire							
8990 Allocations	17,814	17,814	15,341	23,012	7,671	67	
Total 874-995	17,814	17,814	15,341	23,012	7,671	67	66
Total Other Funds	250,307	292,700	166,362	450,851	284,489	37	66
Department Total	17,755,146	20,902,326	14,814,645	21,146,808	6,332,163	70	66

Monthly Budget Monitoring Report

POLICE

(Department)

Fiscal Year 2025/26 Monthly Report for the **period ending** 02/28/26

Department Contact: Billy Aldridge, Chief of Police

Purpose: The purpose of the review is to identify any expenditure trends which would hinder a department's ability to meet their approved budget targets or to highlight any trends of interest for the governing body. Budget overages are monitored and controlled at the category level, not object (account) level. Therefore, the analysis considers the category level.

Overall Summary: The various budget accounts in the Police Department are on track for FY2025/26, with the exception of the items listed below.

Items of Interest:

NEW

Item #1

Location: Police

Expenditure Item: 001-300-8910

Description: Non-Recurring Operating

Analysis: Professional Services for the Police Department Strategic Plan is included in this budget category.

Action Plan: None is needed. There is an agreement in place, and the expenditure will not exceed the budget.

Item #2

Location: Police

Expenditure Item: 005-300-5400

Description: Purchased Services

Analysis: Costs associated with Axon data storage for body cameras and interview room systems are included in this budget category.

Action Plan: No action is required. The full fee has already been paid, and the category is expected to be on track by the end of the fiscal year.

PREVIOUS

Item #3

Location: Police

Expenditure Item: 001-300-4000

Description: Salaries & Employee Benefits

Analysis: Hourly Pay expenditures exceed the budget, in part with an hourly Records Technician filling in for two full-time Technicians out on leave, prior to transitioning to full-time status. This category also includes \$260,000 in Sign-On Bonuses, as well as costs associated with Temporary Disability, Light Duty and Holiday Pay, for which no original budget allocation was established.
Action Plan: Police Department Salaries & Employee Benefits are allocated between the General Fund (001-300) and Measure H (005-300), with Measure H currently under budget. The Department will continue to closely monitor this category and work with Finance to rebalance costs between the General Fund and Measure H, or to request supplemental appropriation, should it become necessary.

Item #4

Location: Grants – Operating Activities

Expenditure Item: 100-300-8910

Description: Non-Recurring Operating

Analysis: This line item reflects a grant-funded reimbursement for services provided under the Butte County First Responder Wellness Program.

Action Plan: No action required. This is a one-time expense, and the category will be on track at fiscal year-end.

Item #5

Location: Police, Grants, and Asset Forfeiture

Expenditure Item: 001-300-8990, 002-300-8990, 005-300-8990, 098-995-8990, 099-995-8990, 100-995-8990 and 217-995-8990

Description: Allocations

Analysis: Allocations are tracking over primarily due to insurance costs.

Action Plan: Finance monitors these costs and will make appropriate adjustments at the fiscal year-end.

Item #6

Location: Asset Forfeiture


Expenditure Item: 217-300-5000

Description: Materials & Supplies

Analysis: The Police Department annual Butte Interagency Narcotics Task Force (BINTF) participation fee is budgeted in this category. The entire fee of \$10,000 is paid in July.

Action Plan: None needed; this is a one-time expenditure per year, and the category will be on track at the fiscal year-end.

APPROVAL:

	Review	Signature	Date
X	Billy Aldridge, Chief of Police	 Billy Aldridge (Apr 2, 2026 16:12:25 PDT)	04/02/26

City of Chico
2025-26 Annual Budget
Operating Summary Report
FY To Date: 2/28/2026

Police

Police Expenditure by Category	Prior Year Actuals		Gen/Park Fund	Actuals FY2025-26		Modified Adopted FY2025-26			Remaining Budget	Percent Used Budg / Time
	FY2023-24	FY2024-25		Other Funds	Total Funds	Gen/Park Fund	Other Funds	Total Funds		
Salaries & Employee Benefits	32,548,290	34,001,114	14,333,926	8,972,776	23,306,702	21,261,345	15,240,898	36,502,243	13,195,540	64
Materials & Supplies	562,790	543,943	230,751	58,496	289,247	600,265	149,590	749,855	460,607	39
Purchased Services	446,903	431,149	446,914	45,000	491,914	878,352	45,000	923,352	431,437	53
Other Expenses	658,327	709,116	452,406	0	452,406	718,542	0	718,542	266,135	63
Non-Recurring Operating	158,280	164,025	37,460	15,278	52,738	56,190	15,200	71,390	18,651	74
Allocations	4,568,502	6,489,091	3,949,313	777,898	4,727,211	5,489,178	778,107	6,267,285	1,540,073	75
Department Total	38,943,095	42,338,442	19,450,772	9,869,449	29,320,221	29,003,872	16,228,795	45,232,667	15,912,445	65 66

Department Summary by Fund-Dept	Prior Year Actuals		FY2025-26 YTD Actuals	FY2025-26 Modified Adopted	Remaining Budget	Percent Used Budg / Time
	FY2023-24	FY2024-25				
001-300 Police						
4000 Salaries & Employee Benefits	28,081,648	27,194,689	13,598,221	19,976,995	6,378,774	68
5000 Materials & Supplies	386,838	370,167	184,771	517,515	332,744	36
5400 Purchased Services	350,165	358,520	335,689	648,688	312,999	52
8900 Other Expenses	652,503	703,195	449,093	702,582	253,489	64
8910 Non-Recurring Operating	10,120	70,730	37,460	56,190	18,730	67
8990 Allocations	4,379,862	5,968,040	3,831,256	5,317,674	1,486,418	72
Total 001-300	33,861,136	34,665,341	18,436,490	27,219,644	8,783,154	68 66
001-322 PD-Patrol						
Total 001-322	0	0	0	0	0	0 66
001-342 PD-Communications						
Total 001-342	0	0	0	0	0	0 66
001-345 PD-Detective Bureau						
Total 001-345	0	0	0	0	0	0 66
001-348 PD-Animal Services						
4000 Salaries & Employee Benefits	602,167	627,817	449,599	740,825	291,226	61
5000 Materials & Supplies	62,876	72,077	45,981	81,700	35,719	56
5400 Purchased Services	32,419	72,629	111,226	229,664	118,438	48
8900 Other Expenses	5,825	5,922	3,314	15,960	12,646	21
8910 Non-Recurring Operating	0	1,530	0	0	0	0
8990 Allocations	87,947	124,001	93,036	142,875	49,839	65

City of Chico
2025-26 Annual Budget
Operating Summary Report
FY To Date: 2/28/2026

Police

Police Department Summary by Fund-Activity	Prior Year Actuals		FY2025-26 YTD Actuals	FY2025-26 Modified Adopted	Remaining Budget	Percent Used Budg / Time	
	FY2023-24	FY2024-25					
Total 001-348	791,234	903,976	703,156	1,211,024	507,868	58	66
002-300 Police							
4000 Salaries & Employee Benefits	350,023	444,495	286,107	543,525	257,418	53	
5000 Materials & Supplies	4,497	0	0	1,050	1,050	0	
8990 Allocations	12,933	28,027	25,021	28,629	3,608	87	
Total 002-300	367,453	472,522	311,128	573,204	262,076	54	66
005-300 Police							
4000 Salaries & Employee Benefits	2,800,616	5,307,638	8,678,228	14,621,052	5,942,824	59	
5400 Purchased Services	0	0	45,000	45,000	0	100	
8990 Allocations	38,898	319,058	730,288	705,308	-24,980	104	
Total 005-300	2,839,514	5,626,696	9,453,516	15,371,360	5,917,844	62	66
Total General/Park Funds	37,859,337	41,668,535	28,904,290	44,375,232	15,470,942	65	66
050-300 Donations							
5000 Materials & Supplies	15,847	25,728	7,298	21,900	14,602	33	
Total 050-300	15,847	25,728	7,298	21,900	14,602	33	66
050-348 Donations							
5000 Materials & Supplies	79,958	62,017	35,973	105,780	69,807	34	
Total 050-348	79,958	62,017	35,973	105,780	69,807	34	66
098-000 Justice Assist Grant (JAG)							
8910 Non-Recurring Operating	113,795	76,038	79	0	(79)	0	
Total 098-000	113,795	76,038	79	0	(79)	0	66
098-300 Justice Assist Grant (JAG)							
Total 098-300	0	0	0	0	0	0	66
098-995 Justice Assist Grant (JAG)							
8990 Allocations	381	381	1,180	1,770	590	67	
Total 098-995	381	381	1,180	1,770	590	67	66
099-300 Supp Law Enforcement Service							
4000 Salaries & Employee Benefits	296,513	291,307	194,502	486,778	292,276	40	
Total 099-300	296,513	291,307	194,502	486,778	292,276	40	66
099-995 Supp Law Enforcement Service							
8990 Allocations	9,265	9,265	10,846	16,269	5,423	67	
Total 099-995	9,265	9,265	10,846	16,269	5,423	67	66
100-300 Grants-Operating Activities							

City of Chico
2025-26 Annual Budget
Operating Summary Report
FY To Date: 2/28/2026

Police

Police	Prior Year Actuals		FY2025-26	FY2025-26	Remaining	Percent	
Department Summary by Fund-Activity	FY2023-24	FY2024-25	YTD	Modified	Budget	Used	
			Actuals	Adopted		Budg / Time	
4000 Salaries & Employee Benefits	393,167	99,733	22,761	0	(22,761)	0	
5000 Materials & Supplies	0	0	0	600	600	0	
8910 Non-Recurring Operating	34,366	15,728	15,200	15,200	0	100	
Total 100-300	427,533	115,461	37,961	15,800	(22,161)	240	66
100-348 Grants-Operating Activities							
5000 Materials & Supplies	2,775	3,955	5,225	10,806	5,581	48	
Total 100-348	2,775	3,955	5,225	10,806	5,581	48	66
100-995 Grants-Operating Activities							
8990 Allocations	38,516	38,516	28,619	42,929	14,310	67	
Total 100-995	38,516	38,516	28,619	42,929	14,310	67	66
217-300 Asset Forfeiture							
5000 Materials & Supplies	10,000	10,000	10,000	10,000	0	100	
Total 217-300	10,000	10,000	10,000	10,000	0	100	66
217-995 Asset Forfeiture							
8990 Allocations	221	221	224	336	112	67	
Total 217-995	221	221	224	336	112	67	66
853-300 Parking Revenue							
4000 Salaries & Employee Benefits	24,157	35,435	77,286	133,068	55,782	58	
5000 Materials & Supplies	0	0	0	504	504	0	
8990 Allocations	479	1,583	6,741	11,495	4,754	59	
Total 853-300	24,636	37,018	84,027	145,067	61,040	58	66
875-300 Cannabis Permit Program							
Total 875-300	0	0	0	0	0	0	66
934-300 Prefunding Equipment Liability Reserve- Police							
5400 Purchased Services	64,319	0	0	0	0	0	
Total 934-300	64,319	0	0	0	0	0	66
Total Other Funds	1,083,759	669,907	415,934	857,435	441,501	49	66
Department Total	38,943,096	42,338,442	29,320,224	45,232,667	15,912,443	65	66

Monthly Budget Monitoring Report

Public Works Department - Engineering
(Dept. Name)

Fiscal Year 2025-2026 Monthly Report for the **period ending: 02/28/26.**

Department Contact: Brendan Ottoboni (879-6901)

Purpose: The purpose of the review is to identify any expenditure trends which would hinder a department's ability to meet their approved budget targets or to highlight any trends of interest for the governing body.

Overall Summary: The various budget accounts in the Public Works Department are on track for FY 25-26 except for the few items listed below.

NEW ITEMS

Item #1

Location: **Public Works - Engineering**

Expenditure Category: **850-000-4000**

Description: Salaries & Employee Benefits

Analysis: This category is tracking behind due to staff. benefits

Action Plan: None needed, this account will be on track by Fiscal Year end

Item #2

Location: **Public Works - Engineering**

Expenditure Category: **863-615-5400**

Description: Purchased Services

Analysis: This category is tracking behind due to a Consultant work on real-time accounts.

Action Plan: None needed, the real-time accounts will be invoiced for the consultant's work.

PREVIOUS ITEMS

Item #1

Location: **Public Works - Engineering**


Expenditure Category: **863-615-4000**

Description: Salaries & Employee Benefits

Analysis: This category is tracking behind due to real-time billing accounts.

Action Plan: None needed, the real time accounts will be invoiced for staff time.

APPROVALS:

	Review	Signature	Date
X	Brendan Ottoboni, Department Director- Engineering	 <small>Brendan Ottoboni (Apr 2, 2026 15:32:56 PDT)</small>	04/02/26

City of Chico
2025-26 Annual Budget
Operating Summary Report
FY To Date: 2/28/2026
Public Works Engineering

Public Works - Eng Expenditure by Category	Prior Year Actuals		Actuals FY2025-26			Modified Adopted FY2025-26			Remaining Budget	Percent Used Budg / Time
	FY2023-24	FY2024-25	Gen/Park Fund	Other Funds	Total Funds	Gen/Park Fund	Other Funds	Total Funds		
Salaries & Employee Benefits	5,304,205	6,086,878	128,182	3,914,165	4,042,347	232,667	6,812,439	7,045,106	3,002,758	57
Materials & Supplies	96,836	69,056	1,000	36,949	37,949	25,650	110,450	136,100	98,150	28
Purchased Services	543,466	378,790	0	464,515	464,515	0	720,688	720,688	256,172	64
Other Expenses	67,373	250,837	0	44,624	44,624	0	148,901	148,901	104,276	30
Non-Recurring Operating Allocations	0	0	0	26,558	26,558	0	0	0	(26,558)	30
	1,197,568	1,584,789	17,789	1,807,388	1,825,177	27,189	2,801,806	2,828,995	1,003,817	65
Department Total	7,209,450	8,370,351	146,971	6,294,201	6,441,173	285,506	10,594,284	10,879,790	4,438,616	59 66

Department Summary by Fund-Dept	Prior Year Actuals		FY2025-26 YTD Actuals	FY2025-26 Modified Adopted	Remaining Budget	Percent Used Budg / Time
	FY2023-24	FY2024-25				
001-610 Public Works - Engineering						
4000 Salaries & Employee Benefits	168,257	166,055	128,182	232,667	104,485	55
5000 Materials & Supplies	253	125	1,001	25,650	24,649	4
5400 Purchased Services	750	0	0	0	0	0
8900 Other Expenses	1,936	0	0	0	0	0
8990 Allocations	14,425	22,555	17,789	27,189	9,400	65
Total 001-610	185,621	188,735	146,972	285,506	138,534	51 66
Total General/Park Funds	185,621	188,735	146,972	285,506	138,534	51 66
212-654 Transportation						
4000 Salaries & Employee Benefits	83,255	87,965	61,712	218,710	156,998	28
5000 Materials & Supplies	513	9,165	0	10,200	10,200	0
8900 Other Expenses	9,297	2,794	50	4,000	3,950	1
8910 Non-Recurring Operating	0	0	26,559	0	(26,559)	0
8990 Allocations	16,349	25,258	16,768	30,784	14,016	54
Total 212-654	109,414	125,182	105,089	263,694	158,605	40 66
212-655 Transportation						
4000 Salaries & Employee Benefits	163,444	312,601	259,737	481,406	221,669	54
5000 Materials & Supplies	8,622	3,270	6,447	11,700	5,253	55
8900 Other Expenses	12,081	13,445	6,999	18,085	11,086	39
8990 Allocations	26,752	45,241	43,181	66,583	23,402	65
Total 212-655	210,899	374,557	316,364	577,774	261,410	55 66

City of Chico
2025-26 Annual Budget
Operating Summary Report
FY To Date: 2/28/2026
Public Works Engineering

Public Works - Eng Department Summary by Fund-Activity		Prior Year Actuals		FY2025-26	FY2025-26	Remaining Budget	Percent Used	
		FY2023-24	FY2024-25	YTD Actuals	Modified Adopted		Budg / Time	
212-995	Transportation							
8990	Allocations	32,957	32,957	42,772	64,158	21,386	67	
Total	212-995	32,957	32,957	42,772	64,158	21,386	67	66
307-995	Streets and Roads							
8990	Allocations	0	0	487,737	731,606	243,869	67	
Total	307-995	0	0	487,737	731,606	243,869	67	66
400-000	Capital Projects							
4000	Salaries & Employee Benefits	3,650,776	3,991,094	2,661,337	4,312,168	1,650,831	62	
8990	Allocations	275,757	526,023	463,548	755,155	291,607	61	
Total	400-000	3,926,533	4,517,117	3,124,885	5,067,323	1,942,438	62	66
400-610	Capital Projects							
5000	Materials & Supplies	77,908	52,489	23,223	66,500	43,277	35	
5400	Purchased Services	42,760	19,675	8,469	102,511	94,042	8	
8900	Other Expenses	33,388	42,173	24,415	44,541	20,126	55	
8990	Allocations	76,896	89,690	59,874	95,188	35,314	63	
Total	400-610	230,952	204,027	115,981	308,740	192,759	38	66
400-995	Capital Projects							
8990	Allocations	426,168	426,168	358,335	537,503	179,168	67	
Total	400-995	426,168	426,168	358,335	537,503	179,168	67	66
850-000	Sewer							
4000	Salaries & Employee Benefits	22,121	21,115	13,952	20,583	6,631	68	
8990	Allocations	2,305	3,031	1,911	3,144	1,233	61	
Total	850-000	24,426	24,146	15,863	23,727	7,864	67	66
850-615	Sewer							
4000	Salaries & Employee Benefits	436,919	484,091	281,893	661,502	379,609	43	
5000	Materials & Supplies	3,658	2,286	5,910	9,500	3,590	62	
5400	Purchased Services	400	10,301	2,093	10,000	7,907	21	
8900	Other Expenses	8,764	12,634	9,751	16,500	6,749	59	
8990	Allocations	80,609	112,133	75,632	130,684	55,052	58	
Total	850-615	530,350	621,445	375,279	828,186	452,907	45	66
853-000	Parking Revenue							
5400	Purchased Services	23,639	23,639	11,820	21,009	9,189	56	
Total	853-000	23,639	23,639	11,820	21,009	9,189	56	66
863-000	Subdivisions							
4000	Salaries & Employee Benefits	2,942	13,381	1,130	0	(1,130)	0	

City of Chico
2025-26 Annual Budget
Operating Summary Report
FY To Date: 2/28/2026
Public Works Engineering

Public Works - Eng	Prior Year Actuals		FY2025-26	FY2025-26	Remaining	Percent	
Department Summary by Fund-Activity	FY2023-24	FY2024-25	YTD Actuals	Modified Adopted	Budget	Budget / Time	Used
8990 Allocations	57	1,038	590	298	(292)	198	
Total 863-000	2,999	14,419	1,720	298	(1,422)	577	66
863-615 Subdivisions							
4000 Salaries & Employee Benefits	75,425	173,193	134,202	149,364	15,162	90	
5000 Materials & Supplies	2,981	244	61	4,550	4,489	1	
5400 Purchased Services	73,442	151,838	196,973	216,847	19,874	91	
8900 Other Expenses	1,732	1,122	1,261	5,275	4,014	24	
8990 Allocations	40,540	57,565	46,146	67,156	21,010	69	
Total 863-615	194,120	383,962	378,643	443,192	64,549	85	66
863-995 Subdivisions							
8990 Allocations	70,443	70,443	52,434	78,651	26,217	67	
Total 863-995	70,443	70,443	52,434	78,651	26,217	67	66
873-000 Private Development - Engineering							
Total 873-000	0	0	0	0	0	0	66
873-615 Private Development - Engineering							
4000 Salaries & Employee Benefits	699,860	836,953	499,804	968,706	468,902	52	
5000 Materials & Supplies	2,902	1,477	1,308	8,000	6,692	16	
5400 Purchased Services	29,360	28,944	8,987	20,321	11,334	44	
8900 Other Expenses	177	1,234	1,858	10,500	8,642	18	
8990 Allocations	52,662	91,025	66,086	102,422	36,336	65	
Total 873-615	784,961	959,633	578,043	1,109,949	531,906	52	66
873-995 Private Development - Engineering							
8990 Allocations	81,619	81,619	85,573	128,359	42,786	67	
Total 873-995	81,619	81,619	85,573	128,359	42,786	67	66
876-610 City Recreation							
4000 Salaries & Employee Benefits	1,207	431	399	0	(399)	0	
5400 Purchased Services	373,115	144,392	236,173	350,000	113,827	67	
8900 Other Expenses	0	177,435	290	50,000	49,710	1	
8990 Allocations	29	43	58	0	(58)	0	
Total 876-610	374,351	322,301	236,920	400,000	163,080	59	66
876-995 City Recreation							
8990 Allocations	0	0	6,743	10,115	3,372	67	
Total 876-995	0	0	6,743	10,115	3,372	67	66
Total Other Funds	7,023,831	8,181,615	6,294,201	10,594,284	4,300,083	59	66

City of Chico
2025-26 Annual Budget
Operating Summary Report
FY To Date: 2/28/2026
Public Works Engineering

Public Works - Eng Department Summary by Fund-Activity	Prior Year Actuals		FY2025-26 YTD Actuals	FY2025-26 Modified Adopted	Remaining Budget	Percent Used Budg / Time	
	FY2023-24	FY2024-25				59	66
Department Total	<u>7,209,452</u>	<u>8,370,350</u>	<u>6,441,173</u>	<u>10,879,790</u>	<u>4,438,617</u>	<u>59</u>	<u>66</u>

Monthly Budget Monitoring Report

Public Works Department – O&M

(Dept. Name)

Fiscal Year 2025-26 Monthly Report for the **period ending:** 2/28/26.

Department Contact: Skyler Lipski (894-4210)

Purpose: The purpose of the review is to identify any expenditure trends which would hinder a department's ability to meet their approved budget targets or to highlight any trends of interest for the governing body.

Overall Summary: The various budget accounts in the Public Works O&M Department are on track for FY 25-26 except for the few items listed below.

Items of Interest:

NEW

Item #1

Location: Sewer

Expenditure Category: 850-670-5000

Description: Materials & Supplies

Analysis: This category is tracking over budget due to Small Tools & Equipment (5105) and Lift Station Expenses (7419) line item charges.

Action Plan: We will continue to monitor this category and request additional funds if needed at the end of the fiscal year.

PREVIOUS

Item #1

Location: Public Works Administration

Expenditure Category: 001-601-5000

Description: Materials & Supplies

Analysis: This category is tracking over budget due to the MMS service request system being paid at the beginning of FY25/26.

Action Plan: We will monitor this category and if needed, submit a supplemental or budget modification at the end of the fiscal year.

Item #2

Location: Public Works Donations

Expenditure Category: 050-601-5000

Description: Materials & Supplies

Analysis: This category is tracking over budget due to a Christmas lights purchase funded by an annual PG&E grant.

Action Plan: We are researching where the \$2500 grant was deposited and will submit a FOCR / Journal Entry request once the proper account is identified. That should put this Department/Category back in budget.

Item #3

Location: **Health Human Services (Pallet)**

Expenditure Category: **052-688-8900**

Description: **Other Expenses**

Analysis: This category is tracking over budget due to overages in the Solid Waste Disposal (5465) and Communications (5480) line items.

Action Plan: We will monitor this category and request additional funds if needed at the end of the fiscal year. We are also reviewing Communication line-item charges across all O&M divisions to better understand the usage/devices/budget needs. We have requested more budget for both line items in FY26/27.

Item #4

Location: **Transportation-Transit Services**

Expenditure Category: **212-653-4000**

Description: **Salaries & Employee Benefits**

Analysis: This category is tracking over budget as employee time was charged to this Fund-Department, but there is no budget assigned.

Action Plan: We will submit a FOCR to move the time charges to the appropriate account. That will put this category back in budget.

Item #5

Location: **Streets and Roads (ROW)**

Expenditure Category: **307-650-5000**

Description: **Materials & Supplies**

Analysis: This category is tracking over budget due to charges hitting the Asphalt line item that shouldn't be, as well as overages in the Road Crack Filler (7334) and Traffic Signs/Hardware (7344) line items.

Action Plan: We will continue to monitor this category and if needed, submit a supplemental or budget modification at the end of the fiscal year. We will also submit a FOCR to move the asphalt charges to the appropriate account (CIP 50410). Finally, we have requested additional budget for Road Crack Filler and Traffic Signs/Hardware in FY 26/27.

Item #6

Location: **Streets and Roads (Street Trees)**

Expenditure Category: **307-686-5000**

Description: **Materials & Supplies**

Analysis: This category is tracking over budget due to the TreeKeeper subscription being charged to the Books/Periodicals/Software (5050) line item that should have hit CIP 50302.

Action Plan: We will submit a FOCR to move the charge to the appropriate account, this will bring the category back in budget.

Item #7

Location: **Streets and Roads (Street Trees)**

Expenditure Category: **307-686-8900**

Description: **Other Expenses**

Analysis: This category is tracking over budget due to multiple ISA certification charges hitting the Training (5390) line item.

Action Plan: We will continue to monitor this category and if needed, submit a supplemental or budget modification at the end of the fiscal year.

Item #8

Location: **Sewer**

Expenditure Category: **850-670-8900**

Description: **Other Expenses**

Analysis: This category is tracking over budget due to a significant overage in the Communications (5480) line item.

Action Plan: We will continue to monitor this category and request additional funds if needed at the end of the fiscal year. We are also reviewing Communication line-item charges across all O&M divisions to better understand the usage/devices/budget needs. We have requested more budget for the Communications line item in FY26/27.

Item #9

Location: **Parking Revenue (Mtce)**

Expenditure Category: **853-660-5400**

Description: **Purchased Services**

Analysis: This category is tracking over budget due to an encumbrance for Dixon Resources under the Professional Services (5400) line item.

Action Plan: We will submit a FOCR to move the charge to the appropriate account, this will bring the category back in budget.

Item #10

Location: **Parking Revenue – Parking Facility Maintenance**

Expenditure Category: **853-660-8900**

Description: **Other Expenses**

Analysis: This category is tracking over budget due to the Communications line item. There was not enough budget requested this FY for the monthly AT&T and Verizon charges.

Action Plan: We will work with Finance on a budget mod/transfer to cover this category. We are also reviewing Communication line-item charges across all O&M divisions to better understand the usage/devices/budget needs. Additionally, we have requested more budget in the Communications line item for FY26/27.

Item #11

Location: **Airport**

Expenditure Category: **856-691-5000**

Description: **Materials & Supplies**

Analysis: This category is tracking over budget due repairs and upgrades needed at 747 Fortress before the new tenant moved in.

Action Plan: We will monitor this category and if needed, submit a supplemental or budget modification at the end of the fiscal year.

Item #12

Location: **Central Garage**

Expenditure Category: **929-630-5000**

Description: **Materials & Supplies**

Analysis: This category is tracking over budget due to actuals in the Batteries (7312) and Vehicle Parts (7315) line items. There have also been more fuel island repairs than normal so far this year, which is causing the Fuel Dispensing System (7306) line item to track over.

Action Plan: We will continue to monitor this category and request additional funds if needed at the end of the fiscal year.

Item #13

Location: **Central Garage**

Expenditure Category: **929-630-5400**

Description: **Purchased Services**

Analysis: This category is tracking over budget due to a significant overage in the Outside Repairs/Garage (7414) line item. This is a result of having to outsource work due to staffing shortages (one vacancy and one employee out on extended leave).

Action Plan: We will work with Finance on a budget mod/transfer to cover this category. We also requested more budget in the Outside Repairs/Garage line item for FY26/27.

Item #14

Location: **Central Garage**

Expenditure Category: **929-630-8910**

Description: **Non-Recurring Operating**

Analysis: This category is tracking over budget as the Tire Machine was purchased, leaving a balance of \$250.

Action Plan: None – there will be no more charges to this category/line item. Budget will be on track by the end of the fiscal year.

Item #15

Location: **Municipal Building Maintenance**

Expenditure Category: **930-640-4000**

Description: **Salaries & Employee Benefits**

Analysis: This category is tracking over budget due to employee shadowing situations. A Sr. Maintenance Worker in Facilities was retiring, so his backfill was promoted to train with him before he left. The same training/shadowing situation arose with the retiring Facilities Manager and the new Facilities Manager.

Action Plan: We will continue to monitor this category and request additional funds if needed at the end of the fiscal year.

APPROVALS:

	Review	Signature	Date
X	Skyler Lipski Department Director- Operations & Maintenance	<i>Skyler Lipski</i>	04/06/2026

City of Chico
2025-26 Annual Budget
Operating Summary Report
FY To Date: 2/28/2026
Public Works O&M

Public Works - O&M Expenditure by Category	Prior Year Actuals		Actuals FY2025-26			Modified Adopted FY2025-26			Remaining Budget	Percent Used Budg / Time
	FY2023-24	FY2024-25	Gen/Park Fund	Other Funds	Total Funds	Gen/Park Fund	Other Funds	Total Funds		
Salaries & Employee Benefits	10,789,894	12,477,767	909,055	7,199,613	8,108,668	1,510,348	12,523,703	14,034,051	5,925,382	58
Materials & Supplies	3,026,872	3,204,495	95,454	1,906,785	2,002,239	134,105	2,823,370	2,957,475	955,235	68
Purchased Services	6,804,665	7,024,874	174,544	3,511,233	3,685,777	425,750	8,143,382	8,569,132	4,883,354	43
Other Expenses	513,964	615,734	39,531	392,003	431,535	225,395	559,235	784,630	353,094	55
Non-Recurring Operating	71,620	0	0	9,750	9,750	0	10,000	10,000	249	98
Allocations	7,539,286	8,592,010	656,479	5,103,773	5,760,253	928,719	8,143,041	9,071,760	3,311,506	63
Department Total	28,746,302	31,914,882	1,875,065	18,123,160	19,998,225	3,224,317	32,202,731	35,427,048	15,428,822	56 66

Department Summary by Fund-Dept	Prior Year Actuals		FY2025-26 YTD Actuals	FY2025-26 Modified Adopted	Remaining Budget	Percent Used Budg / Time
	FY2023-24	FY2024-25				
001-110 Environmental Services						
4000 Salaries & Employee Benefits	67,975	66,932	22,242	88,939	66,697	25
5400 Purchased Services	0	0	0	20,000	20,000	0
8900 Other Expenses	31	122	86	8,350	8,264	1
8990 Allocations	8,916	14,085	7,317	15,324	8,007	48
Total 001-110	76,922	81,139	29,645	132,613	102,968	22 66
001-601 Public Works Administration						
4000 Salaries & Employee Benefits	94,574	107,897	63,584	125,357	61,773	51
5000 Materials & Supplies	32,868	34,396	37,082	41,300	4,218	90
8900 Other Expenses	5,201	41,786	12,598	30,840	18,242	41
8910 Non-Recurring Operating	60,000	0	0	0	0	0
8990 Allocations	120,919	127,994	68,551	110,092	41,541	62
Total 001-601	313,562	312,073	181,815	307,589	125,774	59 66
002-682 Parks and Open Spaces						
4000 Salaries & Employee Benefits	1,046,429	1,224,477	823,229	1,296,052	472,823	64
5000 Materials & Supplies	88,157	108,961	58,372	92,805	34,433	63
5400 Purchased Services	313,766	341,647	173,707	380,750	207,043	46
8900 Other Expenses	73,463	129,112	26,848	186,205	159,357	14
8990 Allocations	376,332	437,329	356,996	467,879	110,883	76
Total 002-682	1,898,147	2,241,526	1,439,152	2,423,691	984,539	59 66
002-686 Street Trees/Public Plantings						

City of Chico
2025-26 Annual Budget
Operating Summary Report
FY To Date: 2/28/2026
Public Works O&M

Public Works - O&M Department Summary by Fund-Activity	Prior Year Actuals		FY2025-26	FY2025-26	Remaining Budget	Percent Used	
	FY2023-24	FY2024-25	YTD Actuals	Modified Adopted		Budg / Time	
5400 Purchased Services	332	362	838	25,000	24,162	3	
Total 002-686	332	362	838	25,000	24,162	3	66
002-995 Indirect Cost Allocation							
8990 Allocations	337,715	337,715	223,616	335,424	111,808	67	
Total 002-995	337,715	337,715	223,616	335,424	111,808	67	66
052-682 Parks and Open Spaces							
4000 Salaries & Employee Benefits	238,581	274,687	183,680	307,762	124,082	60	
5000 Materials & Supplies	2,146	2,049	723	12,000	11,277	6	
8900 Other Expenses	390	605	490	1,000	510	49	
8990 Allocations	17,279	28,519	23,085	30,689	7,604	75	
Total 052-682	258,396	305,860	207,978	351,451	143,473	59	66
052-688 Health Human Services							
4000 Salaries & Employee Benefits	229,954	231,354	162,155	443,487	281,332	37	
5000 Materials & Supplies	40,946	49,225	27,731	46,500	18,769	60	
5400 Purchased Services	3,056,722	2,902,787	1,745,747	4,841,663	3,095,916	36	
8900 Other Expenses	59,122	74,336	43,343	52,000	8,657	83	
8910 Non-Recurring Operating	11,620	0	0	0	0	0	
8990 Allocations	209,104	257,637	198,090	300,641	102,551	66	
Total 052-688	3,607,468	3,515,339	2,177,066	5,684,291	3,507,225	38	66
Total General/Park Funds	6,492,542	6,794,014	4,260,110	9,260,059	4,999,949	46	66
050-601 Donations							
5000 Materials & Supplies	0	0	2,489	0	(2,489)	0	
Total 050-601	0	0	2,489	0	(2,489)	0	66
050-682 Donations							
5000 Materials & Supplies	5,905	13,977	2,565	64,815	62,250	4	
Total 050-682	5,905	13,977	2,565	64,815	62,250	4	66
100-686 Grants-Operating Activities							
5400 Purchased Services	7,198	0	0	22,450	22,450	0	
Total 100-686	7,198	0	0	22,450	22,450	0	66
212-650 Transportation							
Total 212-650	0	0	0	0	0	0	66
212-653 Transportation							
4000 Salaries & Employee Benefits	586	87	42	0	(42)	0	

City of Chico
2025-26 Annual Budget
Operating Summary Report
FY To Date: 2/28/2026
Public Works O&M

Public Works - O&M	Prior Year Actuals		FY2025-26	FY2025-26	Remaining Budget	Percent Used Budg / Time
	FY2023-24	FY2024-25	YTD Actuals	Modified Adopted		
Department Summary by Fund-Activity						
5000 Materials & Supplies	0	0	0	1,250	1,250	0
5400 Purchased Services	54,269	30,315	17,641	51,000	33,359	35
8990 Allocations	1,273	7,697	5,448	13,243	7,795	41
Total 212-653	56,128	38,099	23,131	65,493	42,362	35 66
212-659 Transportation						
5000 Materials & Supplies	0	0	0	1,800	1,800	0
5400 Purchased Services	60,073	31,758	16,905	40,575	23,670	42
8990 Allocations	2,229	4,482	2,685	4,504	1,819	60
Total 212-659	62,302	36,240	19,590	46,879	27,289	42 66
307-620 Streets and Roads						
Total 307-620	0	0	0	0	0	0 66
307-650 Streets and Roads						
4000 Salaries & Employee Benefits	2,200,611	2,596,805	1,769,875	2,963,012	1,193,137	60
5000 Materials & Supplies	305,319	300,526	221,311	260,900	39,589	85
5400 Purchased Services	137,974	629,354	298,939	515,225	216,286	58
8900 Other Expenses	51,847	53,612	31,605	46,375	14,770	68
8990 Allocations	1,829,307	2,144,467	1,388,089	2,015,002	626,913	69
Total 307-650	4,525,058	5,724,764	3,709,819	5,800,514	2,090,695	64 66
307-653 Streets and Roads						
8990 Allocations	29	0	0	0	0	0
Total 307-653	29	0	0	0	0	0 66
307-659 Streets and Roads						
Total 307-659	0	0	0	0	0	0 66
307-686 Streets and Roads						
4000 Salaries & Employee Benefits	1,033,352	1,299,451	851,378	1,723,307	871,929	49
5000 Materials & Supplies	23,267	31,926	17,195	18,000	805	96
5400 Purchased Services	385,527	156,059	275,305	824,119	548,814	33
8900 Other Expenses	8,928	9,188	8,271	10,165	1,894	81
8990 Allocations	316,200	424,963	333,515	417,506	83,991	80
Total 307-686	1,767,274	1,921,587	1,485,664	2,993,097	1,507,433	50 66
850-670 Sewer						
4000 Salaries & Employee Benefits	3,095,211	3,349,723	2,068,612	3,599,172	1,530,560	57
5000 Materials & Supplies	1,722,598	1,894,496	1,189,329	1,759,870	570,541	68
5400 Purchased Services	1,825,494	836,608	586,061	898,593	312,532	65
8900 Other Expenses	230,342	227,566	247,785	349,050	101,265	71

City of Chico
2025-26 Annual Budget
Operating Summary Report
FY To Date: 2/28/2026
Public Works O&M

Public Works - O&M Department Summary by Fund-Activity	Prior Year Actuals		FY2025-26	FY2025-26	Remaining Budget	Percent Used	
	FY2023-24	FY2024-25	YTD Actuals	Modified Adopted		Budg / Time	
8990 Allocations	1,693,708	1,933,434	1,006,619	2,096,911	1,090,292	48	
Total 850-670	8,567,353	8,241,827	5,098,406	8,703,596	3,605,190	59	66
850-995 Sewer							
8990 Allocations	467,736	467,736	535,314	802,971	267,657	67	
Total 850-995	467,736	467,736	535,314	802,971	267,657	67	66
853-660 Parking Revenue							
4000 Salaries & Employee Benefits	343,897	371,472	212,450	416,282	203,832	51	
5000 Materials & Supplies	48,231	22,312	16,329	46,200	29,871	35	
5400 Purchased Services	122,547	101,021	75,594	113,045	37,451	67	
8900 Other Expenses	4,754	7,370	5,673	3,400	(2,273)	167	
8990 Allocations	229,439	295,704	192,189	294,546	102,357	65	
Total 853-660	748,868	797,879	502,235	873,473	371,238	57	66
853-995 Parking Revenue							
8990 Allocations	78,628	78,628	74,863	112,294	37,431	67	
Total 853-995	78,628	78,628	74,863	112,294	37,431	67	66
856-000 Airport							
Total 856-000	0	0	0	0	0	0	66
856-691 Airport							
4000 Salaries & Employee Benefits	409,854	379,369	273,872	478,050	204,178	57	
5000 Materials & Supplies	31,794	15,808	26,924	27,070	146	99	
5400 Purchased Services	217,806	1,479,473	122,376	223,647	101,271	55	
8900 Other Expenses	24,727	17,282	13,710	27,895	14,185	49	
8990 Allocations	215,299	238,244	172,365	258,254	85,889	67	
Total 856-691	899,480	2,130,176	609,247	1,014,916	405,669	60	66
856-995 Airport							
8990 Allocations	174,628	174,628	77,633	116,449	38,816	67	
Total 856-995	174,628	174,628	77,633	116,449	38,816	67	66
929-630 Central Garage							
4000 Salaries & Employee Benefits	964,672	1,266,848	756,397	1,328,706	572,309	57	
5000 Materials & Supplies	583,338	591,500	310,849	421,515	110,666	74	
5400 Purchased Services	218,557	173,706	147,433	120,410	(27,023)	122	
8900 Other Expenses	42,695	40,185	29,400	48,300	18,900	61	
8910 Non-Recurring Operating	0	0	9,751	10,000	249	98	
8990 Allocations	891,228	953,927	572,258	788,502	216,244	73	
Total 929-630	2,700,490	3,026,166	1,826,088	2,717,433	891,345	67	66

City of Chico
2025-26 Annual Budget
Operating Summary Report
FY To Date: 2/28/2026
Public Works O&M

Public Works - O&M Department Summary by Fund-Activity	Prior Year Actuals		FY2025-26	FY2025-26	Remaining Budget	Percent Used	
	FY2023-24	FY2024-25	YTD Actuals	Modified Adopted		Budg / Time	
930-640 Municipal Buildings Maintenance							
4000 Salaries & Employee Benefits	992,770	1,233,675	880,383	1,143,951	263,568	77	
5000 Materials & Supplies	142,304	139,320	91,342	162,500	71,158	56	
5400 Purchased Services	399,403	333,453	221,754	486,155	264,401	46	
8900 Other Expenses	12,464	14,571	11,727	20,550	8,823	57	
8990 Allocations	442,860	533,115	289,231	540,926	251,695	53	
Total 930-640	1,989,801	2,254,134	1,494,437	2,354,082	859,645	63	66
933-000 Facility Maintenance							
Total 933-000	0	0	0	0	0	0	66
941-614 Maintenance District Administration							
4000 Salaries & Employee Benefits	71,428	74,990	40,769	119,974	79,205	34	
5000 Materials & Supplies	0	0	0	950	950	0	
5400 Purchased Services	5,000	8,330	2,500	6,500	4,000	38	
8900 Other Expenses	0	0	0	500	500	0	
8990 Allocations	7,526	12,775	8,594	14,908	6,314	58	
Total 941-614	83,954	96,095	51,863	142,832	90,969	36	66
941-995 Maintenance District Administration							
8990 Allocations	118,931	118,931	223,797	335,695	111,898	67	
Total 941-995	118,931	118,931	223,797	335,695	111,898	67	66
Total Other Funds	22,253,763	25,120,867	15,737,141	26,166,989	10,429,848	60	66
Department Total	28,746,305	31,914,881	19,997,251	35,427,048	15,429,797	56	66

CITY OF CHICO
CASH FLOW PROJECTION
FY2025-26

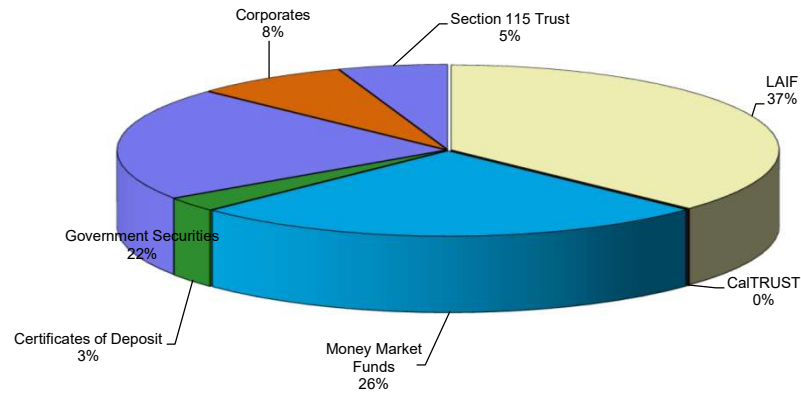
	Oct - Dec			January			February			March	April	May	June	July	August	September
<u>Operating Cash Flow</u>	<i>Projected</i>	Actuals	Dif.	<i>Projected</i>	Actuals	Dif.	<i>Projected</i>	Actuals	Dif.							
<u>Cash Receipts</u>																
Beginning Balance	197,156,986	197,156,986		200,326,511	200,326,511		204,503,963	204,503,963		204,070,673	197,491,297	191,142,927	200,052,844	200,983,985	175,915,153	169,935,507
Sales Tax	5,577,915	6,865,007	23.1%	1,953,900	2,320,571	18.8%	2,525,722	2,612,519	3.4%	1,756,200	1,756,200	2,935,691	1,877,200	1,877,200	3,138,233	1,709,100
Sales Tax - Local 1%	6,001,993	6,319,306	5.3%	1,799,700	2,012,963	11.8%	2,490,692	2,639,763	6.0%	1,586,000	1,586,000	2,677,894	1,687,700	1,687,700	2,849,866	1,697,400
Property Tax	11,102,405	11,072,448	-0.3%	-	-	0.0%	156,045	152,442	-2.3%	-	-	9,225,601	164,520	893,763	-	-
Residual Property Tax Increment	-	-	0.0%	3,137,647	3,288,531	4.8%	-	-	0.0%	-	-	-	2,834,738	-	-	-
ROPS Payment	-	-	0.0%	3,164,721	3,164,721	0.0%	-	-	0.0%	-	-	-	4,999,129	-	-	-
Utility Users Tax	2,021,503	2,837,625	40.4%	987,413	1,005,361	1.8%	963,989	929,941	-3.5%	952,115	827,085	663,788	884,549	934,045	1,163,578	1,143,354
Transient Occupancy Tax	842,636	1,075,100	27.6%	475,353	313,964	-34.0%	261,534	170,030	-35.0%	287,427	96,059	396,935	393,048	389,670	396,288	321,598
Franchise Fees (Cable, Electric, Gas & Waste)	834,881	909,177	8.9%	635,170	246,020	-61.3%	197,756	623,479	215.3%	-	1,845,080	200,712	-	655,555	194,053	-
Community Benefit Agreement	131,028	286,416	118.6%	-	19,323	100.0%	298,566	299,608	0.3%	-	-	292,017	35,464	-	250,000	-
Other Taxes	138,574	107,617	-22.3%	48,099	22,419	-53.4%	45,382	50,911	12.2%	53,500	43,868	18,809	150,507	65,472	52,526	60,532
Licenses & Permits	355,733	729,792	105.2%	165,779	258,749	56.1%	131,473	186,416	41.8%	177,764	191,592	218,320	208,734	321,588	189,007	250,105
Gas Tax	1,587,703	1,637,986	3.2%	543,220	473,152	-12.9%	508,227	238,254	-53.1%	215,179	238,293	144,947	547,560	410,795	549,361	527,581
TDA, STA	1,740,282	1,032,807	-40.7%	-	-	0.0%	-	-	0.0%	905,981	960,264	-	833,926	546,089	-	-
Intergov'l Revenue	12,107,251	4,606,171	-62.0%	-	1,513,517	100.0%	2,850,439	1,092,032	-61.7%	434,079	4,444,720	2,821,457	1,303,628	19,373	1,084,911	1,126,353
CDBG Annual Allotment	72,598	121,525	67.4%	-	-	0.0%	77,460	-	-100.0%	220,071	-	164,516	-	-	374,416	-
Home Program Annual Allotment	14,158	6,368	-55.0%	-	-	0.0%	137,544	-	-100.0%	-	-	-	-	-	51,443	-
Emergency Response - Mutual Aid	207,815	258,433	24.4%	52,782	158,119	199.6%	120,815	25,414	-79.0%	-	31,235	-	45,153	27,754	-	19,863
Settlement - Fire Victims Trust	-	-	0.0%	-	-	0.0%	-	-	0.0%	-	-	-	-	-	-	-
Sewer Service Fees	4,756,486	4,505,610	-5.3%	773,653	818,942	5.9%	1,304,546	936,221	-28.2%	1,335,975	1,482,147	1,435,467	1,440,968	1,774,050	1,381,473	1,636,048
Charges for Services	389,222	398,627	2.4%	116,067	195,758	68.7%	198,348	314,867	58.7%	234,013	265,554	212,761	262,281	279,199	172,062	332,622
Development Fees	510,700	479,747	-6.1%	108,028	218,958	102.7%	80,483	114,596	42.4%	689,362	101,802	611,875	445,969	1,638,332	320,964	1,104,196
Parking Meters	184,671	195,915	6.1%	22,932	72,864	217.7%	6,585	52,673	699.9%	-	4,673	37,784	70,375	45,880	49,381	58,420
Parking Fines	61,791	108,406	75.4%	21,207	36,273	71.0%	25,276	27,126	7.3%	17,688	28,719	21,588	27,183	25,946	38,077	15,156
Fines & Forfeitures	39,390	38,887	-1.3%	21,897	22,711	3.7%	13,481	5,006	-62.9%	8,963	11,068	4,197	31,700	18,026	5,211	13,318
Investment Interest Earnings	1,333,184	1,491,566	11.9%	821,248	862,086	5.0%	152,432	227,168	49.0%	196,798	919,200	180,439	255,492	848,400	188,208	262,252
Other Receipts	2,633,132	4,348,658	65.2%	2,666,945	1,393,524	-47.7%	854,606	273,197	-68.0%	759,840	975,075	2,283,200	1,584,169	2,124,261	1,008,764	1,097,990
Total Cash Receipts	52,645,051	49,433,194	-6.1%	17,515,760	18,418,526	5.2%	13,401,401	10,971,663	-18.1%	9,830,954	15,808,634	24,547,997	20,083,993	14,583,097	13,457,822	11,375,888
<u>Cash Disbursements</u>																
Payroll Expenses	14,855,424	14,405,404	-3.0%	7,258,086	5,443,315	-25.0%	5,323,714	5,335,575	0.2%	5,047,472	7,404,816	5,002,666	5,022,952	7,977,246	5,212,654	5,353,467
Debt Service	2,237,375	2,236,539	0.0%	-	-	0.0%	-	-	0.0%	3,094,721	-	223,250	1,195,793	-	-	3,095,382
CalPERS UAL Payment	-	-	0.0%	-	-	0.0%	-	-	0.0%	-	-	-	-	16,101,814	-	-
Other Disbursements	35,469,898	29,621,726	-16.5%	14,950,426	8,797,759	-41.2%	6,669,691	6,069,378	-9.0%	8,268,138	14,752,188	10,412,163	12,934,106	15,572,869	14,224,815	10,944,643
Total Cash Disbursements	52,562,697	46,263,669	-12.0%	22,208,512	14,241,074	-35.9%	11,993,406	11,404,953	-4.9%	16,410,331	22,157,004	15,638,080	19,152,851	39,651,929	19,437,469	19,393,492
Total Cash Flow	82,354	3,169,525		(4,692,752)	4,177,452		1,407,995	(433,290)		(6,579,376)	(6,348,370)	8,909,917	931,141	(25,068,832)	(5,979,647)	(8,017,604)
Total Cash Balance End of Month	197,239,340	200,326,511		195,633,759	204,503,963		205,911,958	204,070,673		197,491,297	191,142,927	200,052,844	200,983,985	175,915,153	169,935,507	161,917,903
Restricted Bond Proceeds Included	70,803	70,803		70,803	70,803		70,803	70,803		70,803	70,803	70,803	70,803	70,803	70,803	70,803
"Spendable" Cash Balance	197,168,537	200,255,708	1.6%	195,562,956	204,433,160	4.5%	205,841,155	203,999,870	-0.9%	197,420,494	191,072,124	199,982,041	200,913,182	175,844,350	169,864,704	161,847,100

City of Chico
Investment Portfolio Report
February 28, 2026

<u>Summary of Investments</u>	<u>Cost Basis*</u>	<u>Fair Value**</u>	<u>Interest Received</u>	<u>Gain/(Loss) on Investment</u>
Local Agency Investment Fund (LAIF)	63,936,890.89	63,936,890.89	0.00	0.00
CalTRUST	57,143.47	55,583.43	164.42	0.00
Money Market Mutual Fund	44,153,222.58	44,153,222.58	115,531.60	0.00
Certificates of Deposit	4,750,000.00	4,724,902.10	520.20	0.00
Government Securities	37,750,000.00	37,240,709.17	30,425.00	0.00
Corporates	13,000,000.00	13,010,394.02	48,250.00	0.00
CA Public Entity Stabilization Trust (Section 115 Trust)	8,724,241.49	9,260,181.57	24,921.57	0.00
Total Pooled Investments	172,371,498.43	172,381,883.76	219,812.79	0.00
Investments Held In Trust	2,848,315.40	2,848,315.40	7,354.74	0.00
Total Investments	175,219,813.83	175,230,199.16	227,167.53	0.00

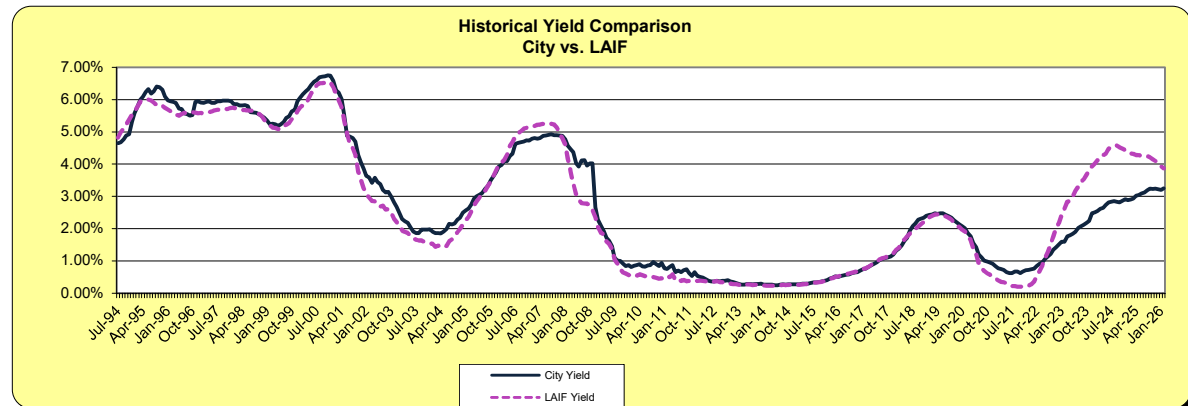
Distribution of Pooled Investments

	<u>Fair Value</u>	<u>% Split</u>
LAIF	63,936,890.89	37.1%
CalTRUST	55,583.43	0.0%
Money Market Funds	44,153,222.58	25.6%
Certificates of Deposit	4,724,902.10	2.7%
Government Securities	37,240,709.17	21.6%
Corporates	13,010,394.02	7.5%
Section 115 Trust	9,260,181.57	5.4%
Total Pooled Investments	172,381,883.76	



Weighted Annual Yield

Current Month	3.25%
Prior Month	3.20%
Average Days to Maturity	159



* Cost Basis: The value paid on the purchase date of the asset.

** Fair Value: The value at which a financial instrument could be exchanged in a current transaction.