

# Expense Summary

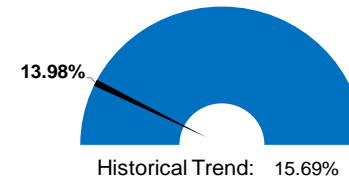
For the Period Ending September 30, 2025

Educational | Operations and Maintenance | Transportation | IMRF/SS | Working Cash | Tort

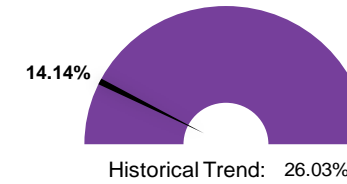
## Total Expenses (YTD)



## Salaries & Benefits (YTD)



## All Other Objects (YTD)

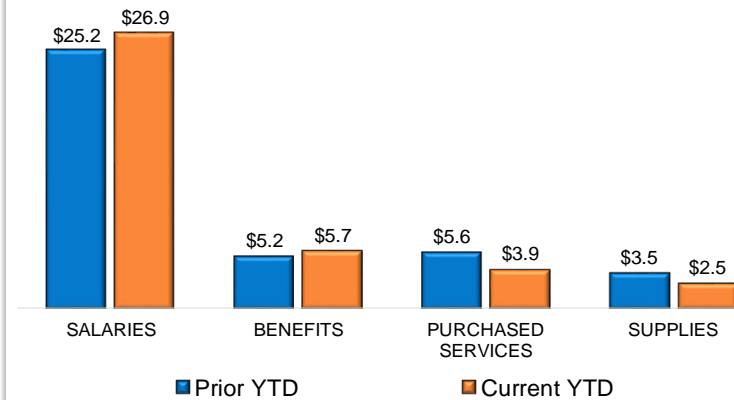


## Top 10 Expenses YTD

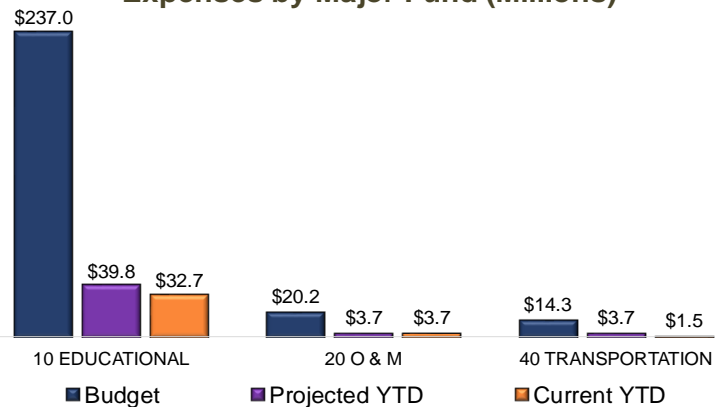
Regular Programs	\$12,615,655
Support Services - Business	\$5,828,857
Special Education/Remedial Programs	\$5,779,270
Support Services - Pupils	\$3,827,800
Support Services - School Administration	\$2,791,862
Support Services - General Administration	\$2,495,812
Support Services - Instructional Staff	\$1,826,640
Bilingual Programs	\$1,311,256
Support Services - Central	\$879,247
Interscholastic Programs	\$686,186

Percent of Total Expenses Year-to-Date **97.28%**

## Expenditures by Object (Millions)



## Expenses by Major Fund (Millions)



## YTD Expenses by Object

