


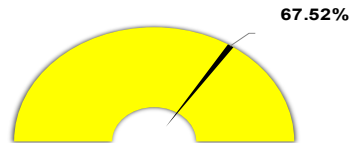
Educational | Operations and Maintenance | Transportation | IMRF | Working Cash | Tort

For the Period Ending April 30, 2025

**Projected Year-End Balances
as % of Budgeted Revenue**

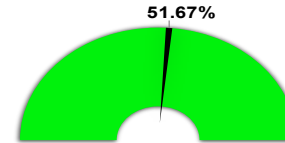


Actual YTD Revenues




Projected YTD Revenues
66.63%

Actual YTD Local Sources



Projected YTD Local Sources
51.39%

Actual YTD State Sources



Projected YTD State Sources
83.46%

All Funds | Top 10 Sources of Revenue YTD

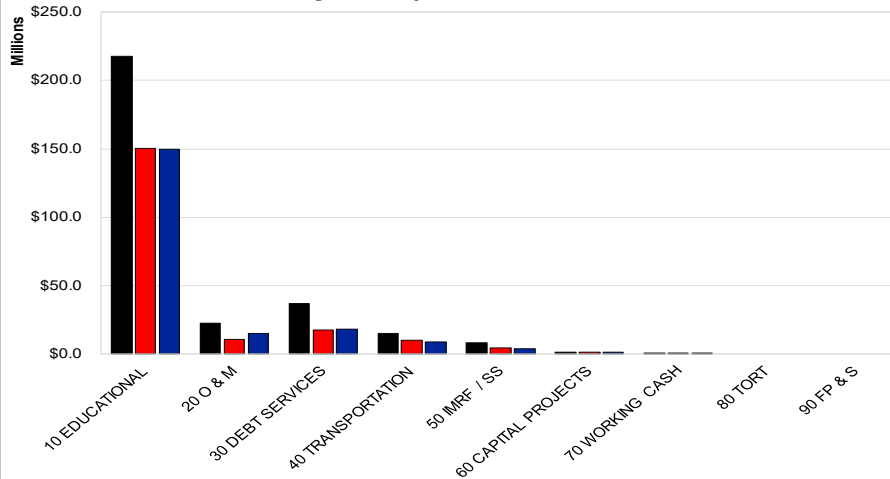
Unrestricted Grants-in-Aid	\$85,973,641
Ad Valorem Taxes	\$75,659,384
State Transportation Reimbursement	\$5,401,059
Restricted Grants-In-Aid Received from the Federal Govt Thru	\$3,931,298
Earnings on Investments	\$3,712,283
Federal Special Education	\$2,904,686
Textbook Income	\$2,838,672
Payments in Lieu of Taxes	\$2,622,176
Food Service	\$2,510,226
Special Education	\$2,413,907

Percent of Total Revenues Year-to-Date

94.84%

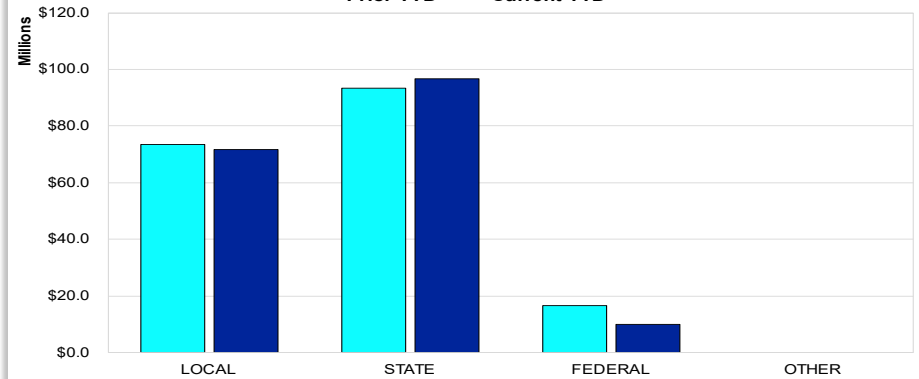
Revenues by Fund

■ Budget ■ Projected YTD ■ Actual YTD



Revenues by Source

■ Prior YTD ■ Current YTD



Revenues by Source

■ Projected YTD ■ Current YTD

