
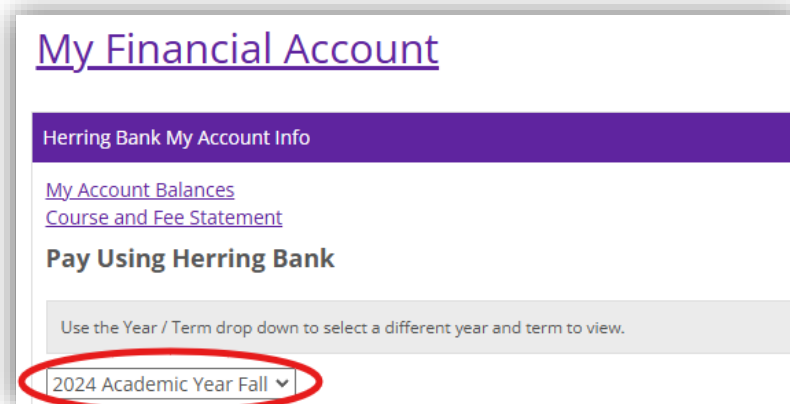


# Online Payments through the MyRanger Portal

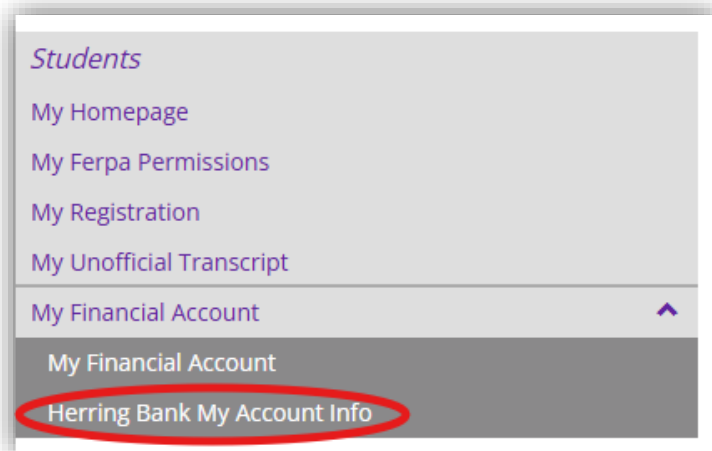
1. Go to <https://rctportal.jenzabarcloud.com/ICS/>
2. Use your student ID as the username and select 'Continue'.
3. Enter your password or select 'I forgot my password' to reset your password.
  - a. If resetting your password, you must enter your Ranger College email address in order to receive the reset link.



4. Once logged in, go to the 'Students' tab.
5. Select the 'My Financial Account' page link on the left then select 'Herring Bank My Account Info'.



6. Under 'Pay Using Herring Bank', select the term.



7. Scroll down to the bottom and select 'Enroll in a payment plan with Herring Bank' or Make a payment with Herring Bank'.

