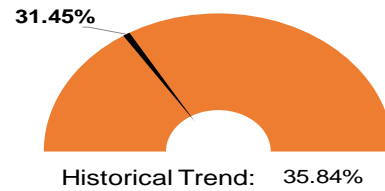


# Expense Summary

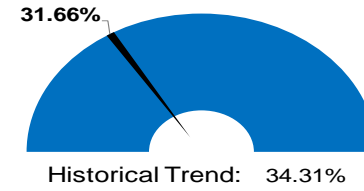
For the Period Ending November 30, 2025

Educational | Operations and Maintenance | Transportation | IMRF/SS | Working Cash | Tort

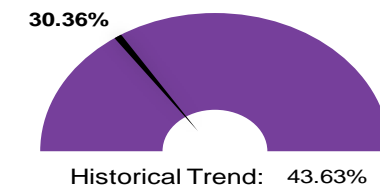
## Total Expenses (YTD)



## Salaries & Benefits (YTD)



## All Other Objects (YTD)

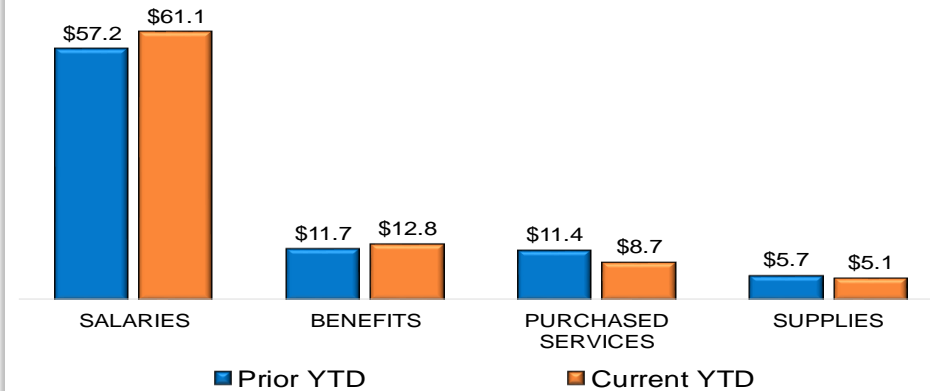


## Top 10 Expenses YTD

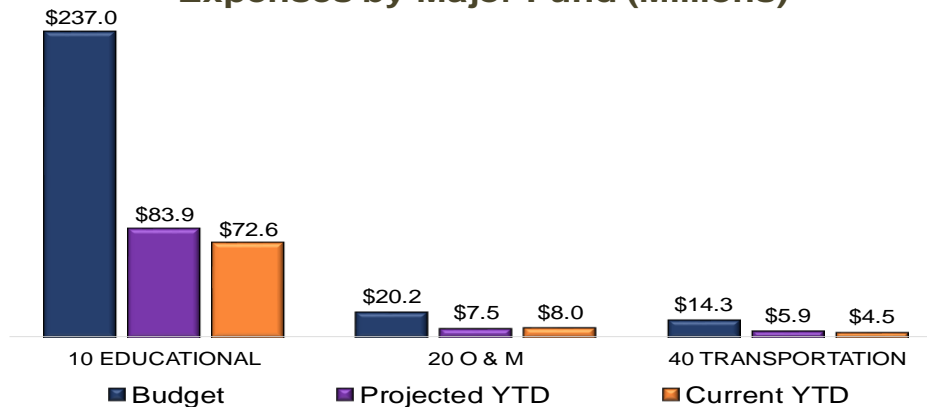
Regular Programs	\$28,994,980
Support Services - Business	\$14,834,411
Special Education/Remedial Programs	\$13,306,386
Support Services - Pupils	\$9,227,383
Support Services - School Administration	\$5,744,792
Support Services - Instructional Staff	\$3,589,831
Bilingual Programs	\$3,028,562
Support Services - General Administration	\$3,009,614
Support Services - Central	\$2,217,919
Interscholastic Programs	\$1,541,389

Percent of Total Expenses Year-to-Date **97.36%**

## Expenditures by Object (Millions)



## Expenses by Major Fund (Millions)



## YTD Expenses by Object

