



LCFF Budget Overview for Parents

Local Educational Agency (LEA) Name: Achieve Charter School

CDS Code: 04100410141085

School Year: 2026-27

LEA contact information:

Casey Taylor

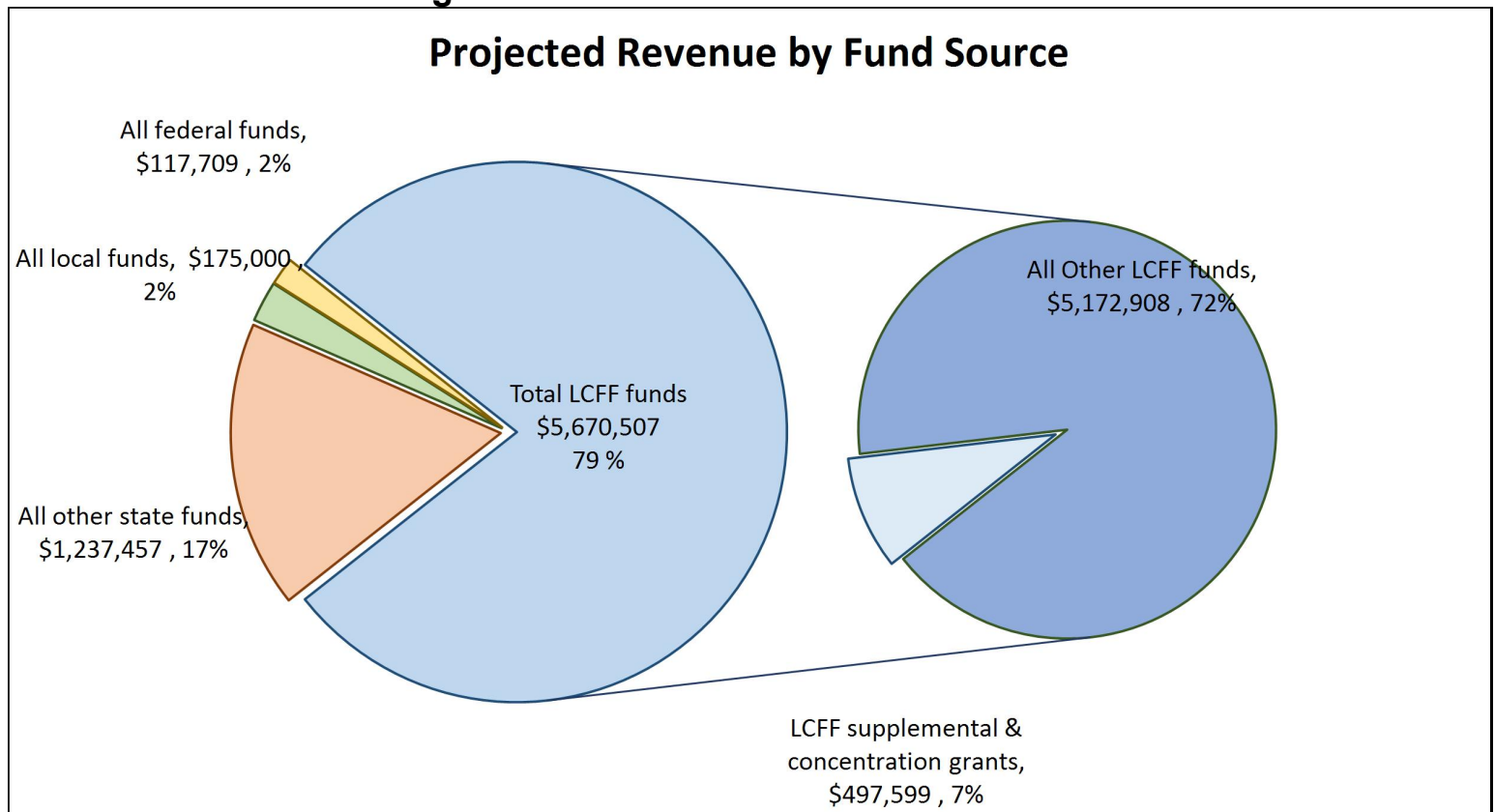
Superintendent

ctaylor@achievecharter.org

530-514-6724

School districts receive funding from different sources: state funds under the Local Control Funding Formula (LCFF), other state funds, local funds, and federal funds. LCFF funds include a base level of funding for all LEAs and extra funding - called "supplemental and concentration" grants - to LEAs based on the enrollment of high needs students (Foster Youth, English learners, and low-income students).

Budget Overview for the 2026-27 School Year

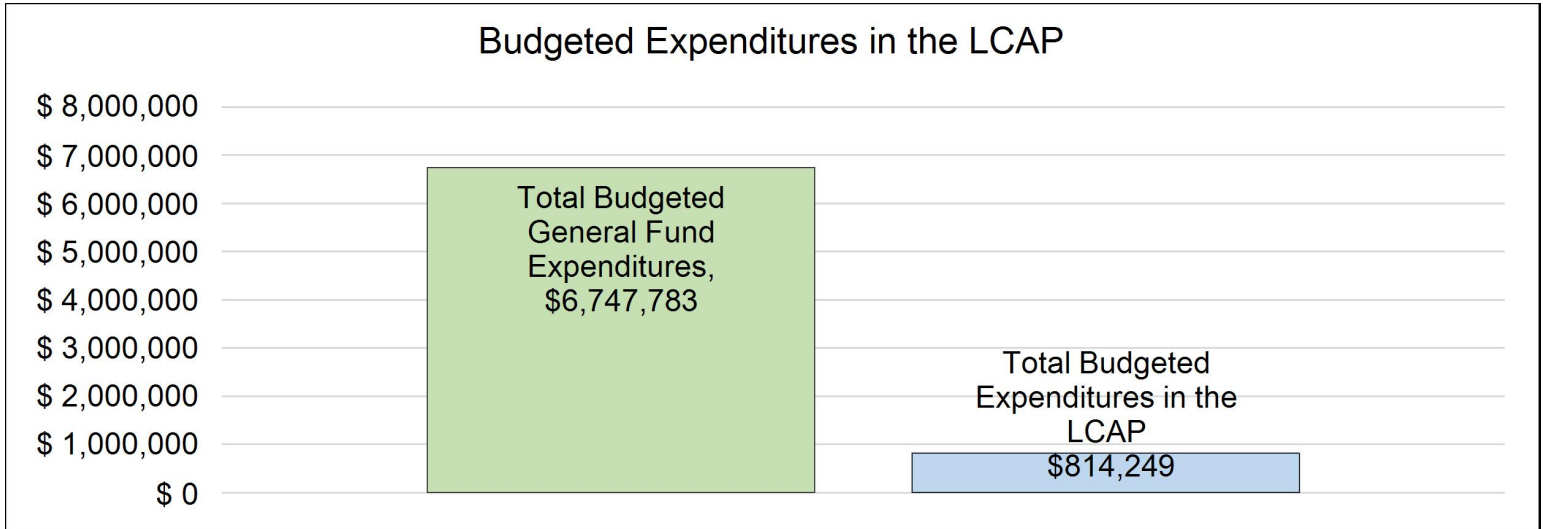


This chart shows the total general purpose revenue Achieve Charter School expects to receive in the coming year from all sources.

The text description for the above chart is as follows: The total revenue projected for Achieve Charter School is \$7,200,673, of which \$5,670,507 is Local Control Funding Formula (LCFF), \$1,237,457 is other state funds, \$175,000 is local funds, and \$117,709 is federal funds. Of the \$5,670,507 in LCFF Funds, \$497,599 is generated based on the enrollment of high needs students (Foster Youth, English learner, and low-income students).

LCFF Budget Overview for Parents

The LCFF gives school districts more flexibility in deciding how to use state funds. In exchange, school districts must work with parents, educators, students, and the community to develop a Local Control and Accountability Plan (LCAP) that shows how they will use these funds to serve students.



This chart provides a quick summary of how much Achieve Charter School plans to spend for 2026-27. It shows how much of the total is tied to planned actions and services in the LCAP.

The text description of the above chart is as follows: Achieve Charter School plans to spend \$6,747,783 for the 2026-27 school year. Of that amount, \$814,249.00 is tied to actions/services in the LCAP and \$5,933,534 is not included in the LCAP. The budgeted expenditures that are not included in the LCAP will be used for the following:

Salaries (classified, certificated), Employee Benefits, Books and Supplies, Contracted Services, and Other Operating Expenditures, Capital Outlay (site improvements, rent, etc.)

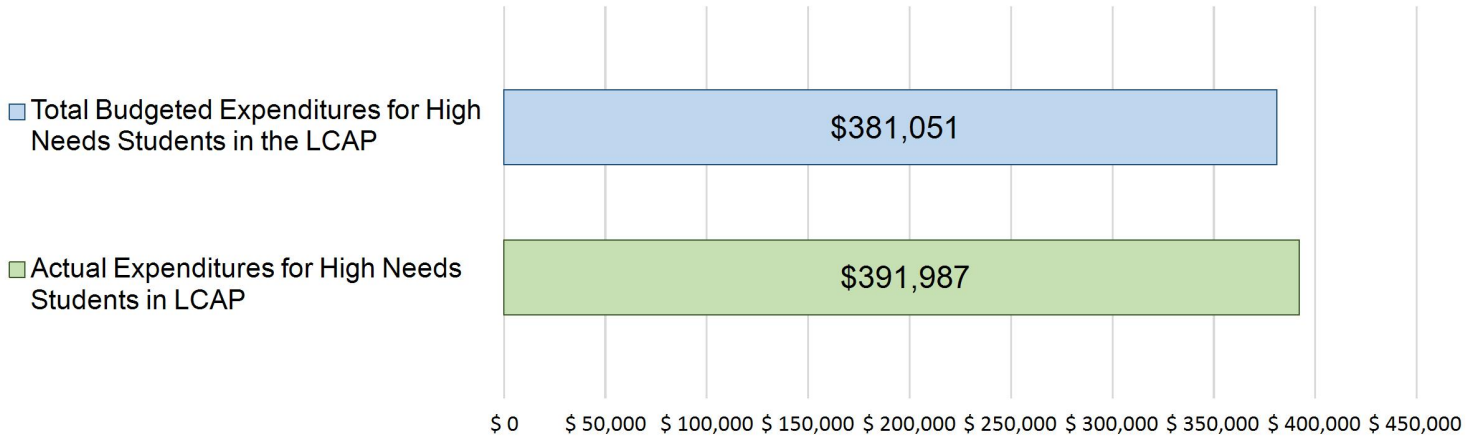
Increased or Improved Services for High Needs Students in the LCAP for the 2026-27 School Year

In 2026-27, Achieve Charter School is projecting it will receive \$497,599 based on the enrollment of Foster Youth, English learner, and low-income students. Achieve Charter School must describe how it intends to increase or improve services for high needs students in the LCAP. Achieve Charter School plans to spend \$497,599 towards meeting this requirement, as described in the LCAP.

LCFF Budget Overview for Parents

Update on Increased or Improved Services for High Needs Students in 2025-26

Prior Year Expenditures: Increased or Improved Services for High Needs Students



This chart compares what Achieve Charter School budgeted last year in the LCAP for actions and services that contribute to increasing or improving services for high needs students with what Achieve Charter School estimates it has spent on actions and services that contribute to increasing or improving services for high needs students in the current year.

The text description of the above chart is as follows: In 2025-26, Achieve Charter School's LCAP budgeted \$381,051 for planned actions to increase or improve services for high needs students. Achieve Charter School actually spent \$391,987 for actions to increase or improve services for high needs students in 2025-26.



Local Control and Accountability Plan

The instructions for completing the Local Control and Accountability Plan (LCAP) follow the template.

Local Educational Agency (LEA) Name	Contact Name and Title	Email and Phone
Achieve Charter School	Casey Taylor Superintendent	ctaylor@achievecharter.org 530-514-6724

Plan Summary [2026-27]

General Information

A description of the LEA, its schools, and its students in grades transitional kindergarten–12, as applicable to the LEA. LEAs may also provide information about their strategic plan, vision, etc.

Achieve Charter School opened in the 25-26 school year as a new TK-12 grade countywide benefit public charter school operated by Achieve Charter School of Paradise, Inc., a 501(c)(3) California nonprofit public benefit corporation. Our school serves TK-8th grade students at two locations, one in Paradise and one in Chico California. Achieve plans to expand to 12th grade in Paradise in the coming years. Our school builds on the success of Achieve Charter School of Paradise and Achieve Charter School of Chico with a vision to serve families across Butte County, providing the option for students to continue in the Achieve organization and educational model from TK through 12th grade.

ACS strives to positively affect the public education system by increasing educational options for students, increasing the population in Paradise, modeling best practices for decreasing the achievement gap, increasing the number of graduates prepared for college and/or career, engaging parents, inspiring students, empowering teachers, and involving the community.

Achieve Charter School’s mission is to provide all students in our community with a unique, rich academic experience that produces career- and college-ready graduates. Our vision at Achieve is that everyone belongs, gets the support and challenge they need, and makes the world a better place.

We accomplish this by:

- Ensuring a safe, smaller learning community so that students and families are known and have a strong sense of belonging;
- Diversifying instruction and providing opportunities that meet the needs of each unique student;

Empowering students to be self-directed and solution-oriented learners; and
Cultivating personally and socially responsible citizens;

The ethnic composition of our student body is 69.76% White, 18.81% Hispanic, 0.95% Asian, 7.86% Two or More Races, 1.43% African-American and 0.24% American Indian or Alaska Native. Filipino and Native Hawaiian/Pacific Islander comprise less than 1%. Students with Disabilities constitute 19.29% of our student population (2025-2026). Achieve's student demographics include: 50% receiving Free or Reduced Meals, 3.57% English Learners, .46% who are homeless, and 1.2% living in foster care. The combined unduplicated percentage of these groups is 52%.

Achieve strives to be responsive to the changing needs of our community, families, students, and staff following the 2018 Camp Fire and the 2020 Pandemic. Achieve intentionally recruits culturally diverse students, adding richness to our campuses, focusing on creating a sense of belonging. We recognize that post-pandemic, students and families are thinking differently about education, looking for more purpose and connection to real-world issues. In addition, Hispanic students, low-income students, and students with special needs have not performed as well as the white student subgroup at our former schools. These factors, along with input from our community partners, influenced how our school thinks about our LCAP goals. Approximately 50% of our students are economically disadvantaged. Our school will not receive Equity Multiplier funding.

Reflections: Annual Performance

A reflection on annual performance based on a review of the California School Dashboard (Dashboard) and local data.

Achieve Charter School was a new school opening in the 25-26 school year and will not have dashboard or local data available until this summer.

Reflections: Technical Assistance

As applicable, a summary of the work underway as part of technical assistance.

Achieve Charter Schools is not receiving any technical assistance.

Comprehensive Support and Improvement

An LEA with a school or schools eligible for comprehensive support and improvement must respond to the following prompts.

Schools Identified

A list of the schools in the LEA that are eligible for comprehensive support and improvement.

Our school is not eligible for comprehensive support and improvement.

Support for Identified Schools

A description of how the LEA has or will support its eligible schools in developing comprehensive support and improvement plans.

Not applicable

Monitoring and Evaluating Effectiveness

A description of how the LEA will monitor and evaluate the plan to support student and school improvement.

Not applicable

Engaging Educational Partners

A summary of the process used to engage educational partners in the development of the LCAP.

School districts and county offices of education must, at a minimum, consult with teachers, principals, administrators, other school personnel, local bargaining units, parents, and students in the development of the LCAP.

Charter schools must, at a minimum, consult with teachers, principals, administrators, other school personnel, parents, and students in the development of the LCAP.

An LEA receiving Equity Multiplier funds must also consult with educational partners at schools generating Equity Multiplier funds in the development of the LCAP, specifically, in the development of the required focus goal for each applicable school.

Educational Partner(s)	Process for Engagement
Teachers	Back-to-school staff orientation 8/5/25 Friday staff meetings 3/6/26, 4/10/26 Staff Surveys- Kelvin Fall and Spring Pulses
Principals/Administrators	Monthly Principal Meetings centered around school goals and actions
Other School Personnel	Monthly Cabinet meetings that included CBO, HR Director, Director of Finance, Curriculum and Instruction Director, SPED Director, with site leaders and superintendent
Parents	Fall, Winter and Spring Personalized Learning Plan Conferences with teachers, parents and students Fall and Spring Kelvin Parent Survey Parsec Real Surveys Monthly Parent Advisory Meetings Monthly Achieve Familias Hispanas Meetings in Spanish LCAP Parent Survey Community Engagement Initiative team meetings
Students	Spring and Fall Student Kelvin Pulses Empathy interviews with all 4th-8th grade students Fall, Winter, and Spring Personalized Learning Plan Conferences with teachers, parents, and students Feedback from middle school leadership class students
Community	The Achieve Board has 3 community members representing the wider community of Paradise and Chico. LCAP goals and actions were discussed at the April, May and June board meetings.

Educational Partner(s)	Process for Engagement
	<p>The Achieve Community Engagement Committee is made of administrators, parents, a teacher, a classified staff, students, a BCOE employee and a Chico State professor. This group is giving specific feedback and supporting proposed LCAP goals.</p> <p>Achieve has many community partnerships and regularly communicates with community leaders about goals and actions at Achieve and needs specific to the Paradise and Chico communities.</p> <p>Partnerships include: Magalia Community Center, Paradise Parks and Recreation District, CARD, Paradise Rotary, Chico Rotary, Paradise Ridge Chamber, Chico Chamber, North State Hispanic Chamber, Rebuild Paradise Foundation, Camp Fire Collaborative Long-Term Recovery Group, Paradise Citizens Alliance, Paradise Police Department, Chico Police Department, Cal Fire, Valley Contractors Exchange Workforce Foundation, North Valley Community Foundation, Chico State, Butte County Office of Education, Adventist Health, Butte County Fire Safe Council, and the Town of Paradise.</p>
Special Education Local Plan Area (SELPA)	<p>Consulted with El Dorado Charter SELPA Director Ginese Quann 10/13/25, Consulted with EL Dorado Charter SELPA Program Specialist Sarah Phillips 2/7/26 El Dorado Charter SELPA CEO Council Meeting 5/14/25</p>

A description of how the adopted LCAP was influenced by the feedback provided by educational partners.

Achieve Charter School's LCAP goals are based on our strategic plan, mission, and vision. Our organization's vision and strategic plan were developed in partnership with students, parents, staff, and community members. Our stakeholders expect Achieve Charter School to be a place where everyone feels a sense of belonging, where everyone is supported and challenged in a personal way, and where all students are motivated and given opportunities for community leadership and service, to make the world a better place. Suggested and requested actions and services from surveys, meetings, and interviews fall into three goals that build on levels 3, 2 and 1 of Maslow's Hierarchy of Needs: Level 3) Love and Belonging- Friendship, family, intimacy, and sense of connection; Level 2) Self-Esteem- Confidence, achievement, respect of others, and the need to be a unique individual; and Level 1) Self-Actualization- Morality, creativity, spontaneity, acceptance, experience purpose, meaning and inner potential. The draft LCAP goals and actions for Achieve Charter School, were presented at the May 5, 2026, Achieve Charter Schools of Paradise Inc. Board Meeting for feedback and input from the Board and community. The Final 26-27 school year LCAP and budget for Achieve Charter Schools were adopted by the Achieve Board of Directors on June 2, 2026.

Actions based on feedback from stakeholders and partners include the continuation of LCAP goals from Achieve Charter School of Paradise and Achieve Charter School of Chico, with modifications to action steps to meet the needs and objectives of the new school. Modifications include the addition of PBIS and restorative practice programs across both campuses, the implementation of a student leadership elective in middle school, a peer counseling program and implementation of the Strong Start, Strong Close practice in Goal 1; The development of a formal mentoring program for all 4th-8th grade students along with a refined Personalized Learning Plan processes to ensure students receive personalized supports and challenges in Goal 2; and to research the creation of a TK-12th grade career exploration and pathway program in Goal 3.

Goals and Actions

Goal

Goal #	Description	Type of Goal
1	Build a joyful and healthy community of belonging that empowers students, staff, and families, thereby improving attendance rates, reducing behavioral incidents, increasing academic achievement, supporting staff, and increasing parental involvement to support student success.	Broad Goal

State Priorities addressed by this goal.

- Priority 3: Parental Involvement (Engagement)
- Priority 4: Pupil Achievement (Pupil Outcomes)
- Priority 5: Pupil Engagement (Engagement)
- Priority 6: School Climate (Engagement)
- Priority 8: Other Pupil Outcomes (Pupil Outcomes)

An explanation of why the LEA has developed this goal.

Achieve Charter School is a small school by design to specifically foster a community where each student is known personally by adults and peers. Research shows that small schools allow students and teachers to develop intensive, supportive relationships that enable better conditions for teaching and learning. When students develop a positive relationship with one or more adults on campus, it increases their sense of belonging, motivation to succeed, and overall academic progress. In addition, small school environments allow students to build close relationships with each other as students work together, help each other, and learn from each other’s strengths and experiences.

Achieve works to provide leadership opportunities, a safe place to take chances and show vulnerability, build trust, learn about each other, and respect each other regardless of cultural, religious, or political differences. Achieve intentionally builds a healthy school climate and sense of community through daily school-wide morning assemblies, school-wide character education, mentorship, social-emotional learning, leadership skills, reliance strategies, trauma recovery, social responsibility concepts, inter- and intra-personal skills, and problem-solving strategies. We know students can not be successful academically, socially, or emotionally unless they have a sense of love, belonging, and connection. When surveyed, our parents and guardians rated their sense of feeling welcome, their partnership with the school, and their children’s sense of belonging extremely high, regardless of race or ethnicity, with 95-98% favorability. However, only 60% of our students reported feeling like they belong at school, 64% reported being happy to be at school, and only 54% felt that students respect one another. When 4th-8th grade students were interviewed, they stated they would like to learn strategies to calm themselves down, want self-regulation and conflict management tools, and improved discipline procedures with clearer rules, expectations, and consequences.

We have been intentional about fostering respect and a sense of belonging among students, families, and staff from different cultural backgrounds, races, and ethnicities. We formalized the Achieve Familias Hispanas parent group, made of our Spanish-speaking parents. This group was created to build relationships among parents and between staff and parents, to provide parenting support, and to increase cultural awareness and perspectives across all aspects of the school. In response, 81% of students reported that people of different cultural backgrounds, races, or ethnicities get along well at this school.

These survey results and feedback from parents, guardians, and students were consistent across both of our campuses, prompting the creation of this goal to continue building on the positive and working to better cultivate a culture of kindness, inclusion, and support between students, staff, and families. This goal aims to improve the attendance rate, behavior, and academic performance of All Students by focusing on the unique needs of Unduplicated Students.

Measuring and Reporting Results

Metric #	Metric	Baseline	Year 1 Outcome	Year 2 Outcome	Target for Year 3 Outcome	Current Difference from Baseline
1.1	<p>Priority 3: Parental Involvement and Engagement</p> <p>Efforts to seek parent input in making decisions for the school and promoting parent participation of all student groups</p>	This is a new school with no baseline data	93% favorability from parents on 2026 Spring Family Survey		Parent responses are 90% favorable	
1.2	<p>Priority 3: Parental Involvement and Engagement Parent participation in programs for students with disabilities.</p>	This is a new school with no baseline data	100% family participation in the IEP Process		100% family participation in the IEP process	
1.3	<p>Priority 4: Student Achievement: Statewide Assessments Percentage of Achieve students meeting or exceeding ELA standards on the CAASPP</p>	This is a new school with no baseline data	Data not available. Official CAASPP results will be released by the state in Fall 2026 and will be updated in the subsequent LCAP cycle		55% of all students will meet or exceed ELA Standards on CASSPP	

Metric #	Metric	Baseline	Year 1 Outcome	Year 2 Outcome	Target for Year 3 Outcome	Current Difference from Baseline
1.4	Priority 4: Student Achievement: Statewide Assessments Percentage of Achieve students meeting or exceeding Math standards on the CAASPP	This is a new school with no baseline data	Data not available. Official CAASPP results will be released by the state in Fall 2026 and will be updated in the subsequent LCAP cycle		55% of all students will meet or exceed Math Standards on CASSPP	
1.5	Priority 4: Student Achievement: English Proficiency The percentage of English learner pupils who make progress toward English proficiency as measured by the English Language Proficiency Assessments for California Reclassification Rate	This is a new school with no baseline data	16.67% Reclassification Rate		20% Reclassification Rate	
1.6	Priority 5: Student Engagement: Attendance Rate	This is a new school with no baseline data	Attendance Rate of 96%		Attendance Rate of 96%	
1.7	Priority 5: Student Engagement: Chronic Absenteeism Rate	This is a new school with no baseline data	Chronic absenteeism rate of 7%		Chronic absenteeism rate of 5%	
1.8	Priority 5: Student Engagement: Middle School Dropout Rate	This is a new school with no baseline data	Middle School Drop Out Rate of 0%		Middle School Drop Out Rate of 0%	
1.9	Priority 6: School Climate: Social- Emotional Survey	This is a new school with no baseline data	Percent of favorable student responses:		Student responses are 80% favorable	

Metric #	Metric	Baseline	Year 1 Outcome	Year 2 Outcome	Target for Year 3 Outcome	Current Difference from Baseline
			<p>64% I am happy to be at this school.</p> <p>65% I feel close to the adults at this school.</p> <p>65% I feel like I belong at this school</p> <p>50% Students respect each other at this school</p>		<p>to the following questions:</p> <p>I am happy to be at this school.</p> <p>I feel close to the adults at this school.</p> <p>I feel like I belong at this school</p> <p>Students respect each other at this school</p>	
1.10	Priority 6: School Climate: Suspension Rate	This is a new school with no baseline data	Suspension Rate of 3% or lower		Suspension Rate of 1% or lower	
1.11	Priority 6: School Climate: Expulsion Rate	This is a new school with no baseline data	Expulsion Rate of 0%		Expulsion Rate of 0%	
1.12	Priority 8: Other Student Outcomes: Percentage of Achieve Students meeting growth targets on NWEA MAP Reading Assessments	This is a new school with no baseline data	Chico campus: 40.91% Paradise campus: 37.84%		55% of students meet personalized growth target	
1.13	Priority 8: Other Student Outcomes: Percentage of Achieve Students meeting growth targets on NWEA MAP Math Assessments	This is a new school with no baseline data	Chico campus: 30.36% Paradise campus: 31.51%		55% of students meet personalized growth target	

Goal Analysis [2025-26]

An analysis of how this goal was carried out in the previous year.

A description of overall implementation, including any substantive differences in planned actions and actual implementation of these actions, and any relevant challenges and successes experienced with implementation.

Implementation of Goal I was very successful. Each action was started during our first year of operation as a unified TK-8 county-wide program under the Butte County Office of Education. All actions will continue into the 26-27 school year with the addition of planned action 1.5, to build student agency.

An explanation of material differences between Budgeted Expenditures and Estimated Actual Expenditures and/or Planned Percentages of Improved Services and Estimated Actual Percentages of Improved Services.

The only difference between the Budget Expenditures and Estimated Actual Expenditures for the 25-26 school year was that planned action 1.4 had no costs. Professional development for developing formal middle school student leadership classes was part of our work with the California Collaborative for Educational Excellence's Community Engagement Initiative. Action step #1.4 was incorporated into our CEI work, and the program provided a stipend for professional development.

A description of the effectiveness or ineffectiveness of the specific actions to date in making progress toward the goal.

While this was the first year for our new county-wide charter, and this year's data is the baseline, input from parents, students, and staff relayed feelings of success.

1.1 Fully implemented- Parents, students, and staff reported being grateful for the 15 classroom aides.

1.2 In progress/early implementation- The PBIS program was implemented on the Chico campus, including utilizing the SWIS system to track major and minor referrals and analyze the data. The positive behavior incentive (PBIS store) was fully implemented. On the Paradise campus, PBIS was implemented with clear expectations and consequences, the SWIS system was piloted, and a positive behavior incentive (PBIS store) will be implemented next year.

1.3 Early implementation- The peer-counseling program was piloted on the Chico campus by our wellness team. The program will be implemented next year on the Chico campus and piloted on the Paradise campus

1.4 Early Implementation- The middle school leadership class was piloted on the Chico campus and will be fully implemented next year. The leadership class will be piloted on the Paradise campus next year.

A description of any changes made to the planned goal, metrics, target outcomes, or actions for the coming year that resulted from reflections on prior practice.

This year, our Paradise K-2 teachers piloted the "Strong Start/Strong Close" protocol and Deliberate Practice in Math to build agency, relationships, goal-setting skills, resilience, academic confidence, and regulation strategies. Outcomes from the Paradise K-2 pilot are as follows:

Math Achievement and Growth:

Overall Teacher Agreement: 100% of the design team agreed or strongly agreed that Deliberate Practice makes an impact on math achievement.

Average Proficiency Increase: There was a 37% increase in proficiency between the pre- and post-assessments across grades K-2.

Average Student Growth: Across grades K-2, 72% of students showed growth between their pre- and post-assessments.

Student Mindsets and Self-Efficacy:

Learning-to-Learn Growth: Data showed positive shifts in student learning-to-learn skills and mindsets, with increases of +36% in articulating the skill, +15% in reporting that work is a just-right challenge, +16% in feeling positive about math, and +21% in doing the activity correctly.

Self-Efficacy Capacities: Teachers reported significant increases in students' self-efficacy across all four measured skills: engaging with new content, persisting with challenges, putting effort into new goals, and remaining resilient during setbacks.

Goal Setting and Self-Awareness: There was an increase in teachers reporting that students improved early goal-setting skills, alongside an increase in students who can name their skill, feel their work is a "just right challenge," and demonstrate self-efficacy in math.

The outcomes from this pilot were so positive that the Strong Start/Strong Close protocol will be implemented across both campuses, TK-8th grade, next year, and was added as an action step to Goal 1.

A report of the Total Estimated Actual Expenditures for last year's actions may be found in the Annual Update Table. A report of the Estimated Actual Percentages of Improved Services for last year's actions may be found in the Contributing Actions Annual Update Table.

Actions

Action #	Title	Description	Total Funds	Contributing
1.1	Hire 15 paraprofessionals, including one bilingual para on each campus	Achieve will offer a high number of paraprofessionals to provide students with social-emotional, behavioral, and academic supports, and to implement our PBIS and SEL program by providing mentorship, support with self-regulation, self-awareness, self-management, and conflict management, and build a sense of connectedness in and out of the classroom.	\$497,599.00	Yes
1.2	Implement Positive Behavioral Interventions and Supports (PBIS)	Achieve will implement and refine PBIS by training staff, students, and families, and implementing an SEL curriculum	\$1,350.00	No
1.3	Develop a Peer Counseling Program	Achieve will develop and implement a peer counseling program supported by the student services department. This program will focus on building respect among students and training them in conflict management and resolution.	\$10,000.00	No

Action #	Title	Description	Total Funds	Contributing
1.4	Develop student leadership classes	Achieve will develop formal middle school student leadership classes to promote student ownership of school culture and a sense of belonging.	\$11,000.00	No
1.5	Build student agency	Achieve will develop “agency” in students by implementation of the strong start/close protocol TK-8 and support students in applying “agency” through a Math Deliberate Practice pilot	\$25,000.00	No

Goals and Actions

Goal

Goal #	Description	Type of Goal
2	Offer a highly effective academic model thereby increasing student academic outcomes and mastery of CCSS through strong differentiation, evidence-based instructional and targeted support to ensure the success of our most vulnerable learners (low-income students, Hispanic students, language learners, and students with disabilities) and the success of our advanced and on-grade-level students through a challenging and rigorous environment.	Broad Goal

State Priorities addressed by this goal.

- Priority 1: Basic (Conditions of Learning)
- Priority 2: State Standards (Conditions of Learning)
- Priority 4: Pupil Achievement (Pupil Outcomes)
- Priority 8: Other Pupil Outcomes (Pupil Outcomes)

An explanation of why the LEA has developed this goal.

It is critical to our students' overall success that they perform on grade level academically and experience high-quality, rigorous instruction. We believe learning best occurs when students first feel a sense of belonging and connection and then have a challenging learning environment with qualified and supported teachers and staff. We are committed to increasing the academic performance of all our students and closing achievement gaps as we prepare them for college and careers. Along with an evidence-based, quality curriculum, teachers need to be supported with coaching in data analysis and instructional strategies, including those specific to language learners, socioeconomically disadvantaged students, and students with disabilities. This is especially important now in our community with a growing and diverse population. In addition, our school continues to rebuild, adding new staff each year after the impact of the Camp Fire and Covid. Students needing a smaller school environment with more personalized support are enrolling at Achieve. We are a full-inclusion school, providing high levels of special education support within the general education classroom. To this end, we are focused on adopting an evidence-based rigorous curriculum, hiring a Director of Curriculum and Instruction to support staff in implementing and delivering instruction, and ensuring students are supported.

Measuring and Reporting Results

Metric #	Metric	Baseline	Year 1 Outcome	Year 2 Outcome	Target for Year 3 Outcome	Current Difference from Baseline
2.1	Priority 1: Basic: Highly Qualified and Appropriately Assigned Teachers	This is a new school with no baseline data	85% of staff fully credentialed		100% of staff fully credentialed	

Metric #	Metric	Baseline	Year 1 Outcome	Year 2 Outcome	Target for Year 3 Outcome	Current Difference from Baseline
2.2	Priority 1: Basic: Instructional Materials	This is a new school with no baseline data	100% of classrooms have sufficient instructional materials		100% of classrooms have sufficient instructional materials	
2.3	Priority 1: Basic: School Facilities in Good Repair	This is a new school with no baseline data	Facility has "Good" rating		Facility has "Good" rating	
2.4	Priority 2: State Standards: Percentage of state board-adopted academic content implementation and performance standards for all students.	This is a new school with no baseline data	100% of all academic content is state standards aligned		100% of all academic content is state standards aligned	
2.5	Priority 2: State Standards: How programs and services will enable English learners to access the CCSS and the ELD standards to gain academic content knowledge and English language proficiency	This is a new school with no baseline data	The English Language Development Coordinator received annual training in CA ELD standards and provided training and support to staff.		The English Language Development Coordinator will receive annual training in CA ELD standards and provide training and support to staff.	
2.6	Priority 4: Student Achievement: Statewide Assessments Percentage of Achieve students meeting or exceeding ELA standards on the CAASPP	This is a new school with no baseline data	Data not available. Official CAASPP results will be released by the state in Fall 2026 and will be updated in the subsequent LCAP cycle		55% of all students will meet or exceed ELA standards on CASSPP	

Metric #	Metric	Baseline	Year 1 Outcome	Year 2 Outcome	Target for Year 3 Outcome	Current Difference from Baseline
2.7	Priority 4: Student Achievement: Statewide Assessments Percentage of Achieve students meeting or exceeding Math standards on the CAASPP	This is a new school with no baseline data	Data not available. Official CAASPP results will be released by the state in Fall 2026 and will be updated in the subsequent LCAP cycle		55% of all students will meet or exceed Math standards on CASSPP	
2.8	Priority 4: Student Achievement: English Proficiency The percentage of English learner pupils who make progress toward English proficiency as measured by the English Language Proficiency Assessments for California Reclassification Rate	This is a new school with no baseline data	15% Reclassification Rate		20% Reclassification Rate	
2.9	Priority 8: Other Student Outcomes: Percentage of students meeting growth targets on NWEA MAP Reading Assessments	This is a new school with no baseline data	Chico campus: 40.91% Paradise campus: 37.84%		55% of students meet personalized growth target	
2.10	Priority 8: Other Student Outcomes: Percentage of students meeting growth targets on NWEA MAP Math Assessments	This is a new school with no baseline data	Chico campus: 30.36% Paradise campus: 31.51%		55% of students meet personalized growth target	

Goal Analysis [2025-26]

An analysis of how this goal was carried out in the previous year.

A description of overall implementation, including any substantive differences in planned actions and actual implementation of these actions, and any relevant challenges and successes experienced with implementation.

Implementation of Goal 2 was very successful. Each action was started during our first year of operation as a unified TK-8 county-wide program under the Butte County Office of Education. All actions will continue into the 26-27 school year.

An explanation of material differences between Budgeted Expenditures and Estimated Actual Expenditures and/or Planned Percentages of Improved Services and Estimated Actual Percentages of Improved Services.

There were no material differences between budgeted expenditures and estimated actual expenditures for Goal 2.

A description of the effectiveness or ineffectiveness of the specific actions to date in making progress toward the goal.

While this was the first year for our new county-wide charter, and this year's data is the baseline, input from parents, students, and staff relayed feelings of effectiveness for Goal 2 actions and all actions were implemented.

2.1 In progress/early implementation- Wit and Wisdom, our new ELA curriculum, was implemented in 4th-8th grades, and our new reading foundations program, UFLI, was implemented in K-3rd grades across both our Paradise and Chico campuses. Wit and Wisdom will be implemented in K-3rd grades across both campuses in 26-27. Our Math Curriculum Committee will pilot multiple curricula in 26-27 to select a new math curriculum for implementation in the 27-28 school year.

2.2 Fully implemented/In progress/early implementation- We hired a full-time Director of Curriculum and Instruction and completed a contract with Instruction Partners for training on instructional walk-throughs and teacher coaching through consistent observation and feedback. Teachers received targeted support in lesson planning, questioning strategies, pacing, and classroom management. In May walk-throughs, 80% of observed lessons teachers provided multiple opportunities for students to engage with the text through reading, writing, or speaking; 80% of observed lessons required students to do the majority of the work in service of the grade-level standards with scaffolding only when appropriate; and 80% of observed lessons utilized the curriculum tools and resources that were aligned to the corresponding standard.

2.3 Early implementation- Our English Language Development Coordinator received training and worked with our Director of Curriculum and Instruction to support teachers, administrators, and counselors with professional development activities to increase their knowledge and help them deliver instruction in CA ELD Standards. Teachers were able to implement these strategies. This goal will continue in 26-27.

2.4 Full Implementation- Our partnership with Chico State University's School Psychology Department has been established. We had two psychology interns support our students with disabilities in 25-26, and will have two more during the 26-27 school year.

2.5 In progress/early implementation- Our mentorship program was piloted during the 25-26 school year, and the PLP process was revised to be more student-led. These revisions received positive feedback from students, staff, and parents. Both practices will continue to be refined and will be influenced by the Strong Start/Strong Close daily goal-setting practice in the 26-27 school year.

A description of any changes made to the planned goal, metrics, target outcomes, or actions for the coming year that resulted from reflections on prior practice.

All Goal 2 actions will continue in 26-27.

A report of the Total Estimated Actual Expenditures for last year’s actions may be found in the Annual Update Table. A report of the Estimated Actual Percentages of Improved Services for last year’s actions may be found in the Contributing Actions Annual Update Table.

Actions

Action #	Title	Description	Total Funds	Contributing
2.1	Curriculum Adoption	Achieve will pilot and implement a newly adopted, evidence-based curriculum with fidelity: The K-8th grade will pilot Wit and Wisdom ELA and K-2 will pilot UFLI Reading Foundational Skills. TK-8 will pilot new Math curriculum.	\$70,000.00	No
2.2	Director of Curriculum and Instruction	Achieve will provide teacher coaching and support with data analysis, curriculum adoption, and instructional strategies, including those specific to language learners and students with disabilities by hiring a Director of Curriculum and Instruction.	\$100,000.00	No
2.3	ELD Coordinator	Achieve will assign an English Language Development Coordinator to support teachers, administrators, and counselors with professional development activities to increase their knowledge and help them develop an expert understanding of the CA ELD Standards	\$12,000.00	No
2.4	Increased Support for Students with Disabilities with interns	Achieve will partner with California State University, Chico's Psychology Department, for two psychology interns to work with our Student Services Team to provide additional support to students with disabilities.	\$2,000.00	No
2.5	Mentorship Program	Achieve will develop a mentorship program and refine the PLP process to focus on challenging and supporting students. This program will provide resources and systems for 4th- 8th grade students to meet with a mentor		No

Action #	Title	Description	Total Funds	Contributing
		at least once a month and all students to meet with teachers at least once each trimester to build relationships with teachers, set challenging goals, overcome obstacles, get personalized support, and develop agency and responsibility.		

Goals and Actions

Goal

Goal #	Description	Type of Goal
3	Ensure equitable access to high-quality, future-ready learning opportunities thereby ensuring that all students have opportunities to pursue their interests, develop essential skills for community leadership and service, and are prepared for college and careers.	Broad Goal

State Priorities addressed by this goal.

Priority 7: Course Access (Conditions of Learning)

An explanation of why the LEA has developed this goal.

Achieve's vision includes supporting students in leadership, community service, and building the capacity and desire to make the world a better place. Our ultimate goal is that our students have a strong sense of self-actualization where they cultivate morality, creativity, spontaneity, acceptance, experience purpose, meaning, and inner potential. As we build our students' sense of love and belonging and increase their confidence and achievement, we want to ensure they have the opportunity to impact the world around them and beyond and experience their full potential as contributing members of society. We believe providing students with connections to the community and exposure to local and global careers can support their sense of purpose and self-actualization as they learn about their strengths and interests.

Today's youth seek meaning and connection to the real world in their school experiences. In addition, future parents listed character education, community service, and career exploration as the top 3 most important programs in school. Achieve's character education program will build on the former schools' success. This goal is focused on increasing students' exposure to careers and community involvement. This goal aims to research, implement, and evaluate a formal career exploration program for our middle school and future high school students, and support the integration of career exploration in our TK-5th-grade classrooms.

Measuring and Reporting Results

Metric #	Metric	Baseline	Year 1 Outcome	Year 2 Outcome	Target for Year 3 Outcome	Current Difference from Baseline
3.1	Priority 7: A Broad Course of Study: All TK-8th-grade students will participate in Career Exploration	This is a new school with no baseline data	Achieve offered TK-8 STEM instruction and career exploration elective classes in middle		Achieve will integrate Career Exploration in TK-8th grade with targeted Career Exploration in	

Metric #	Metric	Baseline	Year 1 Outcome	Year 2 Outcome	Target for Year 3 Outcome	Current Difference from Baseline
			school on our Chico campus.		middle school with 100% participation	

Goal Analysis [2025-26]

An analysis of how this goal was carried out in the previous year.

A description of overall implementation, including any substantive differences in planned actions and actual implementation of these actions, and any relevant challenges and successes experienced with implementation.

Implementation of Goal 3 was very successful. All actions began during our first year of operation as a unified TK-8 county-wide program under the Butte County Office of Education. Actions 3.1, 3.2, and 3.3 will continue into the 26-27 school year.

An explanation of material differences between Budgeted Expenditures and Estimated Actual Expenditures and/or Planned Percentages of Improved Services and Estimated Actual Percentages of Improved Services.

There were no material differences between budgeted expenditures and estimated actual expenditures for Goal 3.

A description of the effectiveness or ineffectiveness of the specific actions to date in making progress toward the goal.

While this was the first year of our new county-wide charter, and this year's data is the baseline, input from parents, students, and staff indicated a sense of effectiveness for Goal 3 actions, and all actions were implemented.

3.1 In progress/early implementation- Career exploration electives were introduced in middle school, and STEM classes were offered to K-5th graders. A career exploration curriculum will be piloted in middle school in the 26-27 school year. Students and parents expressed gratitude for these programs.

3.2 Fully implemented/In progress- Both site leaders and the superintendent belong to the Paradise and Chico Rotary Clubs and will continue developing community relationships through these networks. In addition, other partnerships with community businesses and local industry continue to develop through collaborations with the Paradise, Chico, and North State Hispanic Chambers of Commerce, as well as staff and family connections with local church groups, community sports boards, and other non-profit boards.

3.3 In progress/Full Implementation- Our campuses participated in more than three community service/community events in 25-26 including hosting a float in the Paradise Gold Nugget Day Parade, putting up and taking down flags along the Skyway for Paradise's Parade of Flags on Veteran's Day, Memorial Day and the Fourth of July, Love Paradise Make a Difference Day, Shop with a Cop, Chico Salvation Army Bell Ringing, and hosting a bike-a-thon for local community holiday support. We will continue to look for new ways for our students to participate and serve in the community in 26-27.

A description of any changes made to the planned goal, metrics, target outcomes, or actions for the coming year that resulted from reflections on prior practice.

This goal and planned actions will continue in 26-27.

A report of the Total Estimated Actual Expenditures for last year’s actions may be found in the Annual Update Table. A report of the Estimated Actual Percentages of Improved Services for last year’s actions may be found in the Contributing Actions Annual Update Table.

Actions

Action #	Title	Description	Total Funds	Contributing
3.1	School Career Exploration Program	Achieve will research creating a TK-12 career exploration program that includes working with local industry and community partners. Program elements will include STEM instruction, career exploration, field trips, speakers, career-focused electives, and, eventually, in the high school program, career pathways, internships, certifications, and dual enrollment. This program will work in cooperation with the Mentorship and Personalized Learning process to help students set short and long-term goals for their future.	\$80,000.00	No
3.2	Community Events	Each campus will participate in 3 community events each year (Make a Difference Day, Salvation Army fundraisers, bike-a-thons, cultural nights, local community events: Cesar Chaves Day, Party in the Park, Gold Nugget Days)		No
3.3	Building Community Partnerships	School leaders will belong to local community service clubs and chambers of commerce to develop connections to the community and local industry, and increase community service opportunities for all students and families. Local funds are used for membership dues to the Paradise and Chico Rotary Clubs and the Ridge, Chico, and North State Hispanic Chambers of Commerce.	\$5,300.00	No

Increased or Improved Services for Foster Youth, English Learners, and Low-Income Students [2026-27]

Total Projected LCFF Supplemental and/or Concentration Grants	Projected Additional 15 percent LCFF Concentration Grant
\$497,599	\$0

Required Percentage to Increase or Improve Services for the LCAP Year

Projected Percentage to Increase or Improve Services for the Coming School Year	LCFF Carryover — Percentage	LCFF Carryover — Dollar	Total Percentage to Increase or Improve Services for the Coming School Year
10.861%	0.000%	\$0.00	10.861%

The Budgeted Expenditures for Actions identified as Contributing may be found in the Contributing Actions Table.

Required Descriptions

LEA-wide and Schoolwide Actions

For each action being provided to an entire LEA or school, provide an explanation of (1) the unique identified need(s) of the unduplicated student group(s) for whom the action is principally directed, (2) how the action is designed to address the identified need(s) and why it is being provided on an LEA or schoolwide basis, and (3) the metric(s) used to measure the effectiveness of the action in improving outcomes for the unduplicated student group(s).

Goal and Action #	Identified Need(s)	How the Action(s) Address Need(s) and Why it is Provided on an LEA-wide or Schoolwide Basis	Metric(s) to Monitor Effectiveness
1.1	<p>Action: Hire 15 paraprofessionals, including one bilingual para on each campus</p> <p>Need: Unduplicated students require high-quality instruction and social-emotional support.</p> <p>Research documents that when students develop a positive relationship with one or more adults on campus and have a strong</p>	<p>Achieve will offer a high number of paraprofessionals to provide students with social-emotional, behavioral, and academic supports, and implement our PBIS and SEL program by providing mentorship, support with self-regulation, self-awareness, self-management, and conflict management, and building a sense of connectedness in and out of the classroom. While all students will benefit from a high number of adults on campus and the implementation of PBIS and SEL, our unduplicated students will receive</p>	<p>1.3 Student Achievement: Statewide Assessments percentage of students meeting or exceeding ELA standards on the CAASPP</p> <p>1.4 Student Achievement: Statewide Assessments percentage of students meeting or exceeding Math standards on the CAASPP</p>

Goal and Action #	Identified Need(s)	How the Action(s) Address Need(s) and Why it is Provided on an LEA-wide or Schoolwide Basis	Metric(s) to Monitor Effectiveness
	<p>sense of self-awareness, it increases their sense of belonging, motivation to succeed, and overall academic progress. Research also shows the consistent use of Positive Behavioral Interventions and Supports (PBIS) will help our students build this sense of connectedness and support their ability to be self-aware and self-manage in a way that creates a strong sense of self-efficacy.</p> <p>Scope: LEA-wide</p>	<p>greater, more personalized support from our paraprofessionals that will positively impact their sense of connection, increase consistency, and improve academic performance and attendance rates.</p>	<p>1.5 Student Achievement: English Proficiency Reclassification Rate 1.6 Student Engagement: Attendance Rate 1.7 Student Engagement: Chronic Absenteeism Rate 1.8 Student Engagement: Middle School Dropout Rate 1.9 School Climate: Social-Emotional Survey 1.10 School Climate: Suspension Rate 1.11 School Climate: Expulsion Rate 1.12 Other Student Outcomes: Percentage of students meeting growth targets on NWEA MAP Reading Assessments 1.13 Other Student Outcomes: Percentage of students meeting growth targets on NWEA MAP Math Assessments</p>

Limited Actions

For each action being solely provided to one or more unduplicated student group(s), provide an explanation of (1) the unique identified need(s) of the unduplicated student group(s) being served, (2) how the action is designed to address the identified need(s), and (3) how the effectiveness of the action in improving outcomes for the unduplicated student group(s) will be measured.

Goal and Action #	Identified Need(s)	How the Action(s) are Designed to Address Need(s)	Metric(s) to Monitor Effectiveness
-------------------	--------------------	---	------------------------------------

For any limited action contributing to meeting the increased or improved services requirement that is associated with a Planned Percentage of Improved Services in the Contributing Summary Table rather than an expenditure of LCFF funds, describe the methodology that was used to determine the contribution of the action towards the proportional percentage, as applicable.

Not applicable- Achieve has no limited actions

Additional Concentration Grant Funding

A description of the plan for how the additional concentration grant add-on funding identified above will be used to increase the number of staff providing direct services to students at schools that have a high concentration (above 55 percent) of foster youth, English learners, and low-income students, as applicable.

Not applicable- Achieve will not receive concentration grant funding

Staff-to-student ratios by type of school and concentration of unduplicated students	Schools with a student concentration of 55 percent or less	Schools with a student concentration of greater than 55 percent
Staff-to-student ratio of classified staff providing direct services to students		
Staff-to-student ratio of certificated staff providing direct services to students		

2026-27 Total Planned Expenditures Table

LCAP Year	1. Projected LCFF Base Grant (Input Dollar Amount)	2. Projected LCFF Supplemental and/or Concentration Grants (Input Dollar Amount)	3. Projected Percentage to Increase or Improve Services for the Coming School Year (2 divided by 1)	LCFF Carryover — Percentage (Input Percentage from Prior Year)	Total Percentage to Increase or Improve Services for the Coming School Year (3 + Carryover %)
Totals	4,581,455.00	497,599	10.861%	0.000%	10.861%

Totals	LCFF Funds	Other State Funds	Local Funds	Federal Funds	Total Funds	Total Personnel	Total Non-personnel
Totals	\$814,249.00	\$0.00	\$0.00	\$0.00	\$814,249.00	\$682,599.00	\$131,650.00

Goal #	Action #	Action Title	Student Group(s)	Contributing to Increased or Improved Services?	Scope	Unduplicated Student Group(s)	Location	Time Span	Total Personnel	Total Non-personnel	LCFF Funds	Other State Funds	Local Funds	Federal Funds	Total Funds	Planned Percentage of Improved Services
1	1.1	Hire 15 paraprofessionals, including one bilingual para on each campus	English Learners Low Income	Yes	LEA-wide	English Learners Low Income	All Schools	3 years	\$497,599.00	\$0.00	\$497,599.00				\$497,599.00	
1	1.2	Implement Positive Behavioral Interventions and Supports (PBIS)	All	No			All Schools	3 years	\$0.00	\$1,350.00	\$1,350.00				\$1,350.00	
1	1.3	Develop a Peer Counseling Program	All	No			All Schools	3 years	\$10,000.00	\$0.00	\$10,000.00				\$10,000.00	
1	1.4	Develop student leadership classes	All	No			All Schools	3 years	\$0.00	\$11,000.00	\$11,000.00				\$11,000.00	
1	1.5	Build student agency	All	No			All Schools		\$0.00	\$25,000.00	\$25,000.00				\$25,000.00	
2	2.1	Curriculum Adoption	All	No			All Schools	3 years	\$10,000.00	\$60,000.00	\$70,000.00				\$70,000.00	
2	2.2	Director of Curriculum and Instruction	All Students with Disabilities English Learners	No			All Schools	3 Years	\$100,000.00	\$0.00	\$100,000.00				\$100,000.00	
2	2.3	ELD Coordinator	All English Learners	No			All Schools	3 years	\$10,000.00	\$2,000.00	\$12,000.00				\$12,000.00	
2	2.4	Increased Support for Students with Disabilities with interns	Students with Disabilities	No			All Schools	3 years	\$0.00	\$2,000.00	\$2,000.00				\$2,000.00	
2	2.5	Mentorship Program	All	No			All Schools	3 years								
3	3.1	School Career Exploration Program	All	No			All Schools	3 Years	\$55,000.00	\$25,000.00	\$80,000.00				\$80,000.00	
3	3.2	Community Events	All	No			All Schools	3 years								
3	3.3	Building Community Partnerships	All	No			All Schools	3 years	\$0.00	\$5,300.00	\$5,300.00				\$5,300.00	

2026-27 Contributing Actions Table

1. Projected LCFF Base Grant	2. Projected LCFF Supplemental and/or Concentration Grants	3. Projected Percentage to Increase or Improve Services for the Coming School Year (2 divided by 1)	LCFF Carryover — Percentage (Percentage from Prior Year)	Total Percentage to Increase or Improve Services for the Coming School Year (3 + Carryover %)	4. Total Planned Contributing Expenditures (LCFF Funds)	5. Total Planned Percentage of Improved Services (%)	Planned Percentage to Increase or Improve Services for the Coming School Year (4 divided by 1, plus 5)	Totals by Type	Total LCFF Funds
4,581,455.00	497,599	10.861%	0.000%	10.861%	\$497,599.00	0.000%	10.861 %	Total:	\$497,599.00
								LEA-wide Total:	\$497,599.00
								Limited Total:	\$0.00
								Schoolwide Total:	\$0.00

Goal	Action #	Action Title	Contributing to Increased or Improved Services?	Scope	Unduplicated Student Group(s)	Location	Planned Expenditures for Contributing Actions (LCFF Funds)	Planned Percentage of Improved Services (%)
1	1.1	Hire 15 paraprofessionals, including one bilingual para on each campus	Yes	LEA-wide	English Learners Low Income	All Schools	\$497,599.00	

2025-26 Annual Update Table

Totals	Last Year's Total Planned Expenditures (Total Funds)	Total Estimated Expenditures (Total Funds)
Totals	\$638,351.37	\$622,661.27

Last Year's Goal #	Last Year's Action #	Prior Action/Service Title	Contributed to Increased or Improved Services?	Last Year's Planned Expenditures (Total Funds)	Estimated Actual Expenditures (Input Total Funds)
1	1.1	Hire 15 paraprofessionals, including one bilingual para on each campus	Yes	\$381,051.37	391,987
1	1.2	Implement Positive Behavioral Interventions and Supports (PBIS)	No	\$2,000.00	1,350.00
1	1.3	Develop a Peer Counseling Program	No	\$11,000.00	10,000
1	1.4	Develop student leadership classes	No	\$2,000.00	2,000
2	2.1	Curriculum Adoption	No	\$7,000.00	7,000
2	2.2	Director of Curriculum and Instruction	No	\$168,000.00	143,197.00
2	2.3	ELD Coordinator	No	\$11,000.00	12,000.00
2	2.4	Increased Support for Students with Disabilities with interns	No	\$4,000.00	1,197.90
2	2.5	Mentorship Program	No	\$1,000.00	1,629.37
3	3.1	School Career Exploration Program	No	\$46,000.00	47,000.00
3	3.2	Community Events	No		

Last Year's Goal #	Last Year's Action #	Prior Action/Service Title	Contributed to Increased or Improved Services?	Last Year's Planned Expenditures (Total Funds)	Estimated Actual Expenditures (Input Total Funds)
3	3.3	Building Community Partnerships	No	\$5,300.00	5,300.00

2025-26 Contributing Actions Annual Update Table

6. Estimated LCFF Supplemental and/or Concentration Grants (Input Dollar Amount)	4. Total Planned Contributing Expenditures (LCFF Funds)	7. Total Estimated Expenditures for Contributing Actions (LCFF Funds)	Difference Between Planned and Estimated Expenditures for Contributing Actions (Subtract 7 from 4)	5. Total Planned Percentage of Improved Services (%)	8. Total Estimated Percentage of Improved Services (%)	Difference Between Planned and Estimated Percentage of Improved Services (Subtract 5 from 8)
\$381,051.37	\$381,051.37	\$391,987.00	(\$10,935.63)	8.000%	8.000%	0.000%

Last Year's Goal #	Last Year's Action #	Prior Action/Service Title	Contributing to Increased or Improved Services?	Last Year's Planned Expenditures for Contributing Actions (LCFF Funds)	Estimated Actual Expenditures for Contributing Actions (Input LCFF Funds)	Planned Percentage of Improved Services	Estimated Actual Percentage of Improved Services (Input Percentage)
1	1.1	Hire 15 paraprofessionals, including one bilingual para on each campus	Yes	\$381,051.37	391,987	8%	8%

2025-26 LCFF Carryover Table

9. Estimated Actual LCFF Base Grant (Input Dollar Amount)	6. Estimated Actual LCFF Supplemental and/or Concentration Grants	LCFF Carryover — Percentage (Percentage from Prior Year)	10. Total Percentage to Increase or Improve Services for the Current School Year (6 divided by 9 + Carryover %)	7. Total Estimated Actual Expenditures for Contributing Actions (LCFF Funds)	8. Total Estimated Actual Percentage of Improved Services (%)	11. Estimated Actual Percentage of Increased or Improved Services (7 divided by 9, plus 8)	12. LCFF Carryover — Dollar Amount (Subtract 11 from 10 and multiply by 9)	13. LCFF Carryover — Percentage (12 divided by 9)
	\$381,051.37		0.000%	\$391,987.00	8.000%	8.000%	\$0.00	0.000%

Local Control and Accountability Plan Instructions

[Plan Summary](#)

[Engaging Educational Partners](#)

[Goals and Actions](#)

[Increased or Improved Services for Foster Youth, English Learners, and Low-Income Students](#)

For additional questions or technical assistance related to the completion of the Local Control and Accountability Plan (LCAP) template, please contact the local county office of education (COE), or the California Department of Education's (CDE's) Local Agency Systems Support Office, by phone at 916-319-0809 or by email at LCFF@cde.ca.gov.

Introduction and Instructions

The Local Control Funding Formula (LCFF) requires local educational agencies (LEAs) to engage their local educational partners in an annual planning process to evaluate their progress within eight state priority areas encompassing all statutory metrics (COEs have 10 state priorities). LEAs document the results of this planning process in the LCAP using the template adopted by the State Board of Education.

The LCAP development process serves three distinct, but related functions:

- **Comprehensive Strategic Planning:** The process of developing and annually updating the LCAP supports comprehensive strategic planning, particularly to address and reduce disparities in opportunities and outcomes between student groups indicated by the California School Dashboard (California Education Code [EC] Section 52064[e][1]). Strategic planning that is comprehensive connects budgetary decisions to teaching and learning performance data. LEAs should continually evaluate the hard choices they make about the use of limited resources to meet student and community needs to ensure opportunities and outcomes are improved for all students.
- **Meaningful Engagement of Educational Partners:** The LCAP development process should result in an LCAP that reflects decisions made through meaningful engagement (EC Section 52064[e][1]). Local educational partners possess valuable perspectives and insights about an LEA's programs and services. Effective strategic planning will incorporate these perspectives and insights in order to identify potential goals and actions to be included in the LCAP.
- **Accountability and Compliance:** The LCAP serves an important accountability function because the nature of some LCAP template sections require LEAs to show that they have complied with various requirements specified in the LCFF statutes and regulations, most notably:
 - Demonstrating that LEAs are increasing or improving services for foster youth, English learners, including long-term English learners, and low-income students in proportion to the amount of additional funding those students generate under LCFF (EC Section 52064[b][4-6]).
 - Establishing goals, supported by actions and related expenditures, that address the statutory priority areas and statutory metrics (EC sections 52064[b][1] and [2]).
 - **NOTE:** As specified in EC Section 62064(b)(1), the LCAP must provide a description of the annual goals, for all pupils and each subgroup of pupils identified pursuant to EC Section 52052, to be achieved for each of the state priorities. Beginning in 2023–24, EC

Section 52052 identifies long-term English learners as a separate and distinct pupil subgroup with a numerical significance at 15 students.

- Annually reviewing and updating the LCAP to reflect progress toward the goals (EC Section 52064[b][7]).
- Ensuring that all increases attributable to supplemental and concentration grant calculations, including concentration grant add-on funding and/or LCFF carryover, are reflected in the LCAP (EC sections 52064[b][6], [8], and [11]).

The LCAP template, like each LEA’s final adopted LCAP, is a document, not a process. LEAs must use the template to memorialize the outcome of their LCAP development process, which must: (a) reflect comprehensive strategic planning, particularly to address and reduce disparities in opportunities and outcomes between student groups indicated by the California School Dashboard (Dashboard), (b) through meaningful engagement with educational partners that (c) meets legal requirements, as reflected in the final adopted LCAP. The sections included within the LCAP template do not and cannot reflect the full development process, just as the LCAP template itself is not intended as a tool for engaging educational partners.

If a county superintendent of schools has jurisdiction over a single school district, the county board of education and the governing board of the school district may adopt and file for review and approval a single LCAP consistent with the requirements in EC sections 52060, 52062, 52066, 52068, and 52070. The LCAP must clearly articulate to which entity’s budget (school district or county superintendent of schools) all budgeted and actual expenditures are aligned.

The revised LCAP template for the 2024–25, 2025–26, and 2026–27 school years reflects statutory changes made through Senate Bill 114 (Committee on Budget and Fiscal Review), Chapter 48, Statutes of 2023 and Senate Bill 153, Chapter 38, Statutes of 2024.

At its most basic, the adopted LCAP should attempt to distill not just what the LEA is doing for students in transitional kindergarten through grade twelve (TK–12), but also allow educational partners to understand why, and whether those strategies are leading to improved opportunities and outcomes for students. LEAs are strongly encouraged to use language and a level of detail in their adopted LCAPs intended to be meaningful and accessible for the LEA’s diverse educational partners and the broader public.

In developing and finalizing the LCAP for adoption, LEAs are encouraged to keep the following overarching frame at the forefront of the strategic planning and educational partner engagement functions:

Given present performance across the state priorities and on indicators in the Dashboard, how is the LEA using its budgetary resources to respond to TK–12 student and community needs, and address any performance gaps, including by meeting its obligation to increase or improve services for foster youth, English learners, and low-income students?

LEAs are encouraged to focus on a set of metrics and actions which, based on research, experience, and input gathered from educational partners, the LEA believes will have the biggest impact on behalf of its TK–12 students.

These instructions address the requirements for each section of the LCAP but may include information about effective practices when developing the LCAP and completing the LCAP document. Additionally, the beginning of each template section includes information emphasizing the purpose that section serves.

Plan Summary

Purpose

A well-developed Plan Summary section provides a meaningful context for the LCAP. This section provides information about an LEA's community as well as relevant information about student needs and performance. In order to present a meaningful context for the rest of the LCAP, the content of this section should be clearly and meaningfully related to the content included throughout each subsequent section of the LCAP.

Requirements and Instructions

General Information

A description of the LEA, its schools, and its students in grades transitional kindergarten–12, as applicable to the LEA. LEAs may also provide information about their strategic plan, vision, etc.

Briefly describe the LEA, its schools, and its students in grades TK–12, as applicable to the LEA.

- For example, information about an LEA in terms of geography, enrollment, employment, the number and size of specific schools, recent community challenges, and other such information the LEA may wish to include can enable a reader to more fully understand the LEA's LCAP.
- LEAs may also provide information about their strategic plan, vision, etc.
- As part of this response, identify all schools within the LEA receiving Equity Multiplier funding.

Reflections: Annual Performance

A reflection on annual performance based on a review of the California School Dashboard (Dashboard) and local data.

Reflect on the LEA's annual performance on the Dashboard and local data. This may include both successes and challenges identified by the LEA during the development process.

LEAs are encouraged to highlight how they are addressing the identified needs of student groups, and/or schools within the LCAP as part of this response.

As part of this response, the LEA must identify the following, which will remain unchanged during the three-year LCAP cycle:

- Any school within the LEA that received the lowest performance level on one or more state indicators on the 2023 Dashboard;
- Any student group within the LEA that received the lowest performance level on one or more state indicators on the 2023 Dashboard; and/or
- Any student group within a school within the LEA that received the lowest performance level on one or more state indicators on the 2023 Dashboard.

EC Section 52064.4 requires that an LEA that has unexpended Learning Recovery Emergency Block Grant (LREBG) funds must include one or more actions funded with LREBG funds within the 2026-27, 2026-27 and 2027-28 LCAPs, as applicable to the LEA. To implement the requirements of EC Section 52064.4, all LEAs must do the following:

- For the 2025–26, 2026–27, and 2027–28 LCAP years, identify whether or not the LEA has unexpended LREBG funds for the applicable LCAP year.
 - If the LEA has unexpended LREBG funds the LEA must provide the following:
 - The goal and action number for each action that will be funded, either in whole or in part, with LREBG funds; and
 - An explanation of the rationale for selecting each action funded with LREBG funds. This explanation must include:
 - An explanation of how the action is aligned with the allowable uses of funds identified in [EC Section 32526\(c\)\(2\)](#); and
 - An explanation of how the action is expected to address the area(s) of need of students and schools identified in the needs assessment required by [EC Section 32526\(d\)](#).
 - For information related to the allowable uses of funds and the required needs assessment, please see the Program Information tab on the [LREBG Program Information](#) web page.
 - Actions may be grouped together for purposes of these explanations.
 - The LEA may provide these explanations as part of the action description rather than as part of the Reflections: Annual Performance.
 - If the LEA does not have unexpended LREBG funds, the LEA is not required to conduct the needs assessment required by EC Section 32627(d), to provide the information identified above or to include actions funded with LREBG funds within the 2026-27, 2026-27 and 2027-28 LCAPs.

Reflections: Technical Assistance

As applicable, a summary of the work underway as part of technical assistance.

Annually identify the reason(s) the LEA is eligible for or has requested technical assistance consistent with EC sections 47607.3, 52071, 52071.5, 52072, or 52072.5, and provide a summary of the work underway as part of receiving technical assistance. The most common form of this technical assistance is frequently referred to as Differentiated Assistance, however this also includes LEAs that have requested technical assistance from their COE.

- If the LEA is not eligible for or receiving technical assistance, the LEA may respond to this prompt as “Not Applicable.”

Comprehensive Support and Improvement

An LEA with a school or schools identified for comprehensive support and improvement (CSI) under the Every Student Succeeds Act must respond to the following prompts:

Schools Identified

A list of the schools in the LEA that are eligible for comprehensive support and improvement.

- Identify the schools within the LEA that have been identified for CSI.

Support for Identified Schools

A description of how the LEA has or will support its eligible schools in developing comprehensive support and improvement plans.

- Describe how the LEA has or will support the identified schools in developing CSI plans that included a school-level needs assessment, evidence-based interventions, and the identification of any resource inequities to be addressed through the implementation of the CSI plan.

Monitoring and Evaluating Effectiveness

A description of how the LEA will monitor and evaluate the plan to support student and school improvement.

- Describe how the LEA will monitor and evaluate the implementation and effectiveness of the CSI plan to support student and school improvement.

Engaging Educational Partners

Purpose

Significant and purposeful engagement of parents, students, educators, and other educational partners, including those representing the student groups identified by LCFF, is critical to the development of the LCAP and the budget process. Consistent with statute, such engagement should support comprehensive strategic planning, particularly to address and reduce disparities in opportunities and outcomes between student groups indicated by the Dashboard, accountability, and improvement across the state priorities and locally identified priorities (EC Section 52064[e][1]). Engagement of educational partners is an ongoing, annual process.

This section is designed to reflect how the engagement of educational partners influenced the decisions reflected in the adopted LCAP. The goal is to allow educational partners that participated in the LCAP development process and the broader public to understand how the LEA engaged educational partners and the impact of that engagement. LEAs are encouraged to keep this goal in the forefront when completing this section.

Requirements

Requirements

School districts and COEs: [EC Section 52060\(g\)](#) and [EC Section 52066\(g\)](#) specify the educational partners that must be consulted when developing the LCAP:

- Teachers,

- Principals,
- Administrators,
- Other school personnel,
- Local bargaining units of the LEA,
- Parents, and
- Students

A school district or COE receiving Equity Multiplier funds must also consult with educational partners at schools generating Equity Multiplier funds in the development of the LCAP, specifically, in the development of the required focus goal for each applicable school.

Before adopting the LCAP, school districts and COEs must share it with the applicable committees, as identified below under Requirements and Instructions. The superintendent is required by statute to respond in writing to the comments received from these committees. School districts and COEs must also consult with the special education local plan area administrator(s) when developing the LCAP.

Charter schools: [EC Section 47606.5\(d\)](#) requires that the following educational partners be consulted with when developing the LCAP:

- Teachers,
- Principals,
- Administrators,
- Other school personnel,
- Parents, and
- Students

A charter school receiving Equity Multiplier funds must also consult with educational partners at the school generating Equity Multiplier funds in the development of the LCAP, specifically, in the development of the required focus goal for the school.

The LCAP should also be shared with, and LEAs should request input from, schoolsite-level advisory groups, as applicable (e.g., schoolsite councils, English Learner Advisory Councils, student advisory groups, etc.), to facilitate alignment between schoolsite and district-level goals. Information and resources that support effective engagement, define student consultation, and provide the requirements for advisory group composition, can be found under Resources on the [CDE's LCAP webpage](#).

Before the governing board/body of an LEA considers the adoption of the LCAP, the LEA must meet the following legal requirements:

- For school districts, see [Education Code Section 52062](#);
 - **Note:** Charter schools using the LCAP as the School Plan for Student Achievement must meet the requirements of *EC* Section 52062(a).
- For COEs, see [Education Code Section 52068](#); and
- For charter schools, see [Education Code Section 47606.5](#).

- **NOTE:** As a reminder, the superintendent of a school district or COE must respond, in writing, to comments received by the applicable committees identified in the *Education Code* sections listed above. This includes the parent advisory committee and may include the English learner parent advisory committee and, as of July 1, 2024, the student advisory committee, as applicable.

Instructions

Respond to the prompts as follows:

A summary of the process used to engage educational partners in the development of the LCAP.

School districts and county offices of education must, at a minimum, consult with teachers, principals, administrators, other school personnel, local bargaining units, parents, and students in the development of the LCAP.

Charter schools must, at a minimum, consult with teachers, principals, administrators, other school personnel, parents, and students in the development of the LCAP.

An LEA receiving Equity Multiplier funds must also consult with educational partners at schools generating Equity Multiplier funds in the development of the LCAP, specifically, in the development of the required focus goal for each applicable school.

Complete the table as follows:

Educational Partners

Identify the applicable educational partner(s) or group(s) that were engaged in the development of the LCAP.

Process for Engagement

Describe the engagement process used by the LEA to involve the identified educational partner(s) in the development of the LCAP. At a minimum, the LEA must describe how it met its obligation to consult with all statutorily required educational partners, as applicable to the type of LEA.

- A sufficient response to this prompt must include general information about the timeline of the process and meetings or other engagement strategies with educational partners. A response may also include information about an LEA's philosophical approach to engaging its educational partners.
- An LEA receiving Equity Multiplier funds must also include a summary of how it consulted with educational partners at schools generating Equity Multiplier funds in the development of the LCAP, specifically, in the development of the required focus goal for each applicable school.

A description of how the adopted LCAP was influenced by the feedback provided by educational partners.

Describe any goals, metrics, actions, or budgeted expenditures in the LCAP that were influenced by or developed in response to the educational partner feedback.

- A sufficient response to this prompt will provide educational partners and the public with clear, specific information about how the engagement process influenced the development of the LCAP. This may include a description of how the LEA prioritized requests of educational partners within the context of the budgetary resources available or otherwise prioritized areas of focus within the LCAP.
- An LEA receiving Equity Multiplier funds must include a description of how the consultation with educational partners at schools generating Equity Multiplier funds influenced the development of the adopted LCAP.
- For the purposes of this prompt, this may also include, but is not necessarily limited to:
 - Inclusion of a goal or decision to pursue a Focus Goal (as described below)
 - Inclusion of metrics other than the statutorily required metrics
 - Determination of the target outcome on one or more metrics
 - Inclusion of performance by one or more student groups in the Measuring and Reporting Results subsection
 - Inclusion of action(s) or a group of actions
 - Elimination of action(s) or group of actions
 - Changes to the level of proposed expenditures for one or more actions
 - Inclusion of action(s) as contributing to increased or improved services for unduplicated students
 - Analysis of effectiveness of the specific actions to achieve the goal
 - Analysis of material differences in expenditures
 - Analysis of changes made to a goal for the ensuing LCAP year based on the annual update process
 - Analysis of challenges or successes in the implementation of actions

Goals and Actions

Purpose

Well-developed goals will clearly communicate to educational partners what the LEA plans to accomplish, what the LEA plans to do in order to accomplish the goal, and how the LEA will know when it has accomplished the goal. A goal statement, associated metrics and expected outcomes, and the actions included in the goal must be in alignment. The explanation for why the LEA included a goal is an opportunity for LEAs to clearly communicate to educational partners and the public why, among the various strengths and areas for improvement highlighted by performance data and strategies and actions that could be pursued, the LEA decided to pursue this goal, and the related metrics, expected outcomes, actions, and expenditures.

A well-developed goal can be focused on the performance relative to a metric or metrics for all students, a specific student group(s), narrowing performance gaps, or implementing programs or strategies expected to impact outcomes. LEAs should assess the performance of their student groups when developing goals and the related actions to achieve such goals.

Requirements and Instructions

LEAs should prioritize the goals, specific actions, and related expenditures included within the LCAP within one or more state priorities. LEAs must consider performance on the state and local indicators, including their locally collected and reported data for the local indicators that are included in the Dashboard, in determining whether and how to prioritize its goals within the LCAP. As previously stated, strategic planning that

is comprehensive connects budgetary decisions to teaching and learning performance data. LEAs should continually evaluate the hard choices they make about the use of limited resources to meet student and community needs to ensure opportunities and outcomes are improved for all students, and to address and reduce disparities in opportunities and outcomes between student groups indicated by the Dashboard.

In order to support prioritization of goals, the LCAP template provides LEAs with the option of developing three different kinds of goals:

- Focus Goal: A Focus Goal is relatively more concentrated in scope and may focus on a fewer number of metrics to measure improvement. A Focus Goal statement will be time bound and make clear how the goal is to be measured.
 - All Equity Multiplier goals must be developed as focus goals. For additional information, see Required Focus Goal(s) for LEAs Receiving Equity Multiplier Funding below.
- Broad Goal: A Broad Goal is relatively less concentrated in its scope and may focus on improving performance across a wide range of metrics.
- Maintenance of Progress Goal: A Maintenance of Progress Goal includes actions that may be ongoing without significant changes and allows an LEA to track performance on any metrics not addressed in the other goals of the LCAP.

Requirement to Address the LCFF State Priorities

At a minimum, the LCAP must address all LCFF priorities and associated metrics articulated in *EC* sections 52060(d) and 52066(d), as applicable to the LEA. The [LCFF State Priorities Summary](#) provides a summary of *EC* sections 52060(d) and 52066(d) to aid in the development of the LCAP.

Respond to the following prompts, as applicable:

Focus Goal(s)

Description

The description provided for a Focus Goal must be specific, measurable, and time bound.

- An LEA develops a Focus Goal to address areas of need that may require or benefit from a more specific and data intensive approach.
- The Focus Goal can explicitly reference the metric(s) by which achievement of the goal will be measured and the time frame according to which the LEA expects to achieve the goal.

Type of Goal

Identify the type of goal being implemented as a Focus Goal.

State Priorities addressed by this goal.

Identify each of the state priorities that this goal is intended to address.

An explanation of why the LEA has developed this goal.

Explain why the LEA has chosen to prioritize this goal.

- An explanation must be based on Dashboard data or other locally collected data.
- LEAs must describe how the LEA identified this goal for focused attention, including relevant consultation with educational partners.
- LEAs are encouraged to promote transparency and understanding around the decision to pursue a focus goal.

Required Focus Goal(s) for LEAs Receiving Equity Multiplier Funding

Description

LEAs receiving Equity Multiplier funding must include one or more focus goals for each school generating Equity Multiplier funding. In addition to addressing the focus goal requirements described above, LEAs must adhere to the following requirements.

Focus goals for Equity Multiplier schoolsites must address the following:

- (A) All student groups that have the lowest performance level on one or more state indicators on the Dashboard, and
 - (B) Any underlying issues in the credentialing, subject matter preparation, and retention of the school’s educators, if applicable.
- Focus Goals for each and every Equity Multiplier schoolsite must identify specific metrics for each identified student group, as applicable.
 - An LEA may create a single goal for multiple Equity Multiplier schoolsites if those schoolsites have the same student group(s) performing at the lowest performance level on one or more state indicators on the Dashboard or, experience similar issues in the credentialing, subject matter preparation, and retention of the school’s educators.
 - When creating a single goal for multiple Equity Multiplier schoolsites, the goal must identify the student groups and the performance levels on the Dashboard that the Focus Goal is addressing; or,
 - The common issues the schoolsites are experiencing in credentialing, subject matter preparation, and retention of the school’s educators, if applicable.

Type of Goal

Identify the type of goal being implemented as an Equity Multiplier Focus Goal.

State Priorities addressed by this goal.

Identify each of the state priorities that this goal is intended to address.

An explanation of why the LEA has developed this goal.

Explain why the LEA has chosen to prioritize this goal.

- An explanation must be based on Dashboard data or other locally collected data.
- LEAs must describe how the LEA identified this goal for focused attention, including relevant consultation with educational partners.
- LEAs are encouraged to promote transparency and understanding around the decision to pursue a focus goal.
- In addition to this information, the LEA must also identify:
 - The school or schools to which the goal applies

LEAs are encouraged to approach an Equity Multiplier goal from a wholistic standpoint, considering how the goal might maximize student outcomes through the use of LCFF and other funding in addition to Equity Multiplier funds.

- Equity Multiplier funds must be used to supplement, not supplant, funding provided to Equity Multiplier schoolsites for purposes of the LCFF, the Expanded Learning Opportunities Program (ELO-P), the Literacy Coaches and Reading Specialists (LCRS) Grant Program, and/or the California Community Schools Partnership Program (CCSPP).
- This means that Equity Multiplier funds must not be used to replace funding that an Equity Multiplier schoolsite would otherwise receive to implement LEA-wide actions identified in the LCAP or that an Equity Multiplier schoolsite would otherwise receive to implement provisions of the ELO-P, the LCRS, and/or the CCSPP.

Note: [EC Section 42238.024\(b\)\(1\)](#) requires that Equity Multiplier funds be used for the provision of evidence-based services and supports for students. Evidence-based services and supports are based on objective evidence that has informed the design of the service or support and/or guides the modification of those services and supports. Evidence-based supports and strategies are most commonly based on educational research and/or metrics of LEA, school, and/or student performance.

Broad Goal

Description

Describe what the LEA plans to achieve through the actions included in the goal.

- The description of a broad goal will be clearly aligned with the expected measurable outcomes included for the goal.

- The goal description organizes the actions and expected outcomes in a cohesive and consistent manner.
- A goal description is specific enough to be measurable in either quantitative or qualitative terms. A broad goal is not as specific as a focus goal. While it is specific enough to be measurable, there are many different metrics for measuring progress toward the goal.

Type of Goal

Identify the type of goal being implemented as a Broad Goal.

State Priorities addressed by this goal.

Identify each of the state priorities that this goal is intended to address.

An explanation of why the LEA has developed this goal.

Explain why the LEA developed this goal and how the actions and metrics grouped together will help achieve the goal.

Maintenance of Progress Goal

Description

Describe how the LEA intends to maintain the progress made in the LCFF State Priorities not addressed by the other goals in the LCAP.

- Use this type of goal to address the state priorities and applicable metrics not addressed within the other goals in the LCAP.
- The state priorities and metrics to be addressed in this section are those for which the LEA, in consultation with educational partners, has determined to maintain actions and monitor progress while focusing implementation efforts on the actions covered by other goals in the LCAP.

Type of Goal

Identify the type of goal being implemented as a Maintenance of Progress Goal.

State Priorities addressed by this goal.

Identify each of the state priorities that this goal is intended to address.

An explanation of why the LEA has developed this goal.

Explain how the actions will sustain the progress exemplified by the related metrics.

Measuring and Reporting Results:

For each LCAP year, identify the metric(s) that the LEA will use to track progress toward the expected outcomes.

- LEAs must identify metrics for specific student groups, as appropriate, including expected outcomes that address and reduce disparities in outcomes between student groups.
- The metrics may be quantitative or qualitative; but at minimum, an LEA’s LCAP must include goals that are measured using all of the applicable metrics for the related state priorities, in each LCAP year, as applicable to the type of LEA.
- To the extent a state priority does not specify one or more metrics (e.g., implementation of state academic content and performance standards), the LEA must identify a metric to use within the LCAP. For these state priorities, LEAs are encouraged to use metrics based on or reported through the relevant local indicator self-reflection tools within the Dashboard.
- **Required metrics for LEA-wide actions:** For each action identified as 1) contributing towards the requirement to increase or improve services for foster youth, English learners, including long-term English learners, and low-income students and 2) being provided on an LEA-wide basis, the LEA must identify one or more metrics to monitor the effectiveness of the action and its budgeted expenditures.
 - These required metrics may be identified within the action description or the first prompt in the increased or improved services section, however the description must clearly identify the metric(s) being used to monitor the effectiveness of the action and the action(s) that the metric(s) apply to.
- **Required metrics for Equity Multiplier goals:** For each Equity Multiplier goal, the LEA must identify:
 - The specific metrics for each identified student group at each specific schoolsite, as applicable, to measure the progress toward the goal, and/or
 - The specific metrics used to measure progress in meeting the goal related to credentialing, subject matter preparation, or educator retention at each specific schoolsite.
- **Required metrics for actions supported by LREBG funds:** To implement the requirements of *EC* Section 52064.4, LEAs with unexpended LREBG funds must include at least one metric to monitor the impact of each action funded with LREBG funds included in the goal.
 - The metrics being used to monitor the impact of each action funded with LREBG funds are not required to be new metrics; they may be metrics that are already being used to measure progress towards goals and actions included in the LCAP.

Complete the table as follows:

Metric #
<ul style="list-style-type: none"> • Enter the metric number.
Metric

- Identify the standard of measure being used to determine progress towards the goal and/or to measure the effectiveness of one or more actions associated with the goal.

Baseline

- Enter the baseline when completing the LCAP for 2024–25.
 - Use the most recent data associated with the metric available at the time of adoption of the LCAP for the first year of the three-year plan. LEAs may use data as reported on the 2023 Dashboard for the baseline of a metric only if that data represents the most recent available data (e.g., high school graduation rate).
 - Using the most recent data available may involve reviewing data the LEA is preparing for submission to the California Longitudinal Pupil Achievement Data System (CALPADS) or data that the LEA has recently submitted to CALPADS.
 - Indicate the school year to which the baseline data applies.
 - The baseline data must remain unchanged throughout the three-year LCAP.
 - This requirement is not intended to prevent LEAs from revising the baseline data if it is necessary to do so. For example, if an LEA identifies that its data collection practices for a particular metric are leading to inaccurate data and revises its practice to obtain accurate data, it would also be appropriate for the LEA to revise the baseline data to align with the more accurate data process and report its results using the accurate data.
 - If an LEA chooses to revise its baseline data, then, at a minimum, it must clearly identify the change as part of its response to the description of changes prompt in the Goal Analysis for the goal. LEAs are also strongly encouraged to involve their educational partners in the decision of whether or not to revise a baseline and to communicate the proposed change to their educational partners.
 - Note for Charter Schools: Charter schools developing a one- or two-year LCAP may identify a new baseline each year, as applicable.

Year 1 Outcome

- When completing the LCAP for 2025–26, enter the most recent data available. Indicate the school year to which the data applies.
 - Note for Charter Schools: Charter schools developing a one-year LCAP may provide the Year 1 Outcome when completing the LCAP for both 2025–26 and 2026–27 or may provide the Year 1 Outcome for 2025–26 and provide the Year 2 Outcome for 2026–27.

Year 2 Outcome

- When completing the LCAP for 2026–27, enter the most recent data available. Indicate the school year to which the data applies.

- Note for Charter Schools: Charter schools developing a one-year LCAP may identify the Year 2 Outcome as not applicable when completing the LCAP for 2026–27 or may provide the Year 2 Outcome for 2026–27.

Target for Year 3 Outcome

- When completing the first year of the LCAP, enter the target outcome for the relevant metric the LEA expects to achieve by the end of the three-year LCAP cycle.
 - Note for Charter Schools: Charter schools developing a one- or two-year LCAP may identify a Target for Year 1 or Target for Year 2, as applicable.

Current Difference from Baseline

- When completing the LCAP for 2025–26 and 2026–27, enter the current difference between the baseline and the yearly outcome, as applicable.
 - Note for Charter Schools: Charter schools developing a one- or two-year LCAP will identify the current difference between the baseline and the yearly outcome for Year 1 and/or the current difference between the baseline and the yearly outcome for Year 2, as applicable.

Timeline for school districts and COEs for completing the “**Measuring and Reporting Results**” part of the Goal.

Metric	Baseline	Year 1 Outcome	Year 2 Outcome	Target for Year 3 Outcome	Current Difference from Baseline
Enter information in this box when completing the LCAP for 2024–25 or when adding a new metric.	Enter information in this box when completing the LCAP for 2024–25 or when adding a new metric.	Enter information in this box when completing the LCAP for 2025–26 . Leave blank until then.	Enter information in this box when completing the LCAP for 2026–27 . Leave blank until then.	Enter information in this box when completing the LCAP for 2024–25 or when adding a new metric.	Enter information in this box when completing the LCAP for 2025–26 and 2026–27 . Leave blank until then.

Goal Analysis:

Enter the LCAP Year.

Using actual annual measurable outcome data, including data from the Dashboard, analyze whether the planned actions were effective towards achieving the goal. “Effective” means the degree to which the planned actions were successful in producing the target result. Respond to the prompts as instructed.

Note: When completing the 2024–25 LCAP, use the 2023–24 Local Control and Accountability Plan Annual Update template to complete the Goal Analysis and identify the Goal Analysis prompts in the 2024–25 LCAP as “Not Applicable.”

A description of overall implementation, including any substantive differences in planned actions and actual implementation of these actions, and any relevant challenges and successes experienced with implementation.

- Describe the overall implementation of the actions to achieve the articulated goal, including relevant challenges and successes experienced with implementation.
 - Include a discussion of relevant challenges and successes experienced with the implementation process.
 - This discussion must include any instance where the LEA did not implement a planned action or implemented a planned action in a manner that differs substantively from how it was described in the adopted LCAP.

An explanation of material differences between Budgeted Expenditures and Estimated Actual Expenditures and/or Planned Percentages of Improved Services and Estimated Actual Percentages of Improved Services.

- Explain material differences between Budgeted Expenditures and Estimated Actual Expenditures and between the Planned Percentages of Improved Services and Estimated Actual Percentages of Improved Services, as applicable. Minor variances in expenditures or percentages do not need to be addressed, and a dollar-for-dollar accounting is not required.

A description of the effectiveness or ineffectiveness of the specific actions to date in making progress toward the goal.

- Describe the effectiveness or ineffectiveness of the specific actions to date in making progress toward the goal. “Effectiveness” means the degree to which the actions were successful in producing the target result and “ineffectiveness” means that the actions did not produce any significant or targeted result.
 - In some cases, not all actions in a goal will be intended to improve performance on all of the metrics associated with the goal.
 - When responding to this prompt, LEAs may assess the effectiveness of a single action or group of actions within the goal in the context of performance on a single metric or group of specific metrics within the goal that are applicable to the action(s). Grouping actions with metrics will allow for more robust analysis of whether the strategy the LEA is using to impact a specified set of metrics is working and increase transparency for educational partners. LEAs are encouraged to use such an approach when goals include multiple actions and metrics that are not closely associated.
 - Beginning with the development of the 2024–25 LCAP, the LEA must change actions that have not proven effective over a three-year period.

A description of any changes made to the planned goal, metrics, target outcomes, or actions for the coming year that resulted from reflections on prior practice.

- Describe any changes made to this goal, expected outcomes, metrics, or actions to achieve this goal as a result of this analysis and analysis of the data provided in the Dashboard or other local data, as applicable.
 - As noted above, beginning with the development of the 2024–25 LCAP, the LEA must change actions that have not proven effective over a three-year period. For actions that have been identified as ineffective, the LEA must identify the ineffective action and must include a description of the following:

- The reasons for the ineffectiveness, and
- How changes to the action will result in a new or strengthened approach.

Actions:

Complete the table as follows. Add additional rows as necessary.

Action #

- Enter the action number.

Title

- Provide a short title for the action. This title will also appear in the action tables.

Description

- Provide a brief description of the action.
 - For actions that contribute to meeting the increased or improved services requirement, the LEA may include an explanation of how each action is principally directed towards and effective in meeting the LEA's goals for unduplicated students, as described in the instructions for the Increased or Improved Services for Foster Youth, English Learners, and Low-Income Students section.
 - As previously noted, for each action identified as 1) contributing towards the requirement to increase or improve services for foster youth, English learners, including long-term English learners, and low-income students and 2) being provided on an LEA-wide basis, the LEA must identify one or more metrics to monitor the effectiveness of the action and its budgeted expenditures.
 - These required metrics may be identified within the action description or the first prompt in the increased or improved services section; however, the description must clearly identify the metric(s) being used to monitor the effectiveness of the action and the action(s) that the metric(s) apply to.

Total Funds

- Enter the total amount of expenditures associated with this action. Budgeted expenditures from specific fund sources will be provided in the action tables.

Contributing

- Indicate whether the action contributes to meeting the increased or improved services requirement as described in the Increased or Improved Services section using a “Y” for Yes or an “N” for No.
 - **Note:** for each such contributing action, the LEA will need to provide additional information in the Increased or Improved Services section to address the requirements in *California Code of Regulations*, Title 5 [5 CCR] Section 15496 in the Increased or Improved Services section of the LCAP.

Actions for Foster Youth: School districts, COEs, and charter schools that have a numerically significant foster youth student subgroup are encouraged to include specific actions in the LCAP designed to meet needs specific to foster youth students.

Required Actions

For English Learners and Long-Term English Learners

- LEAs with 30 or more English learners and/or 15 or more long-term English learners must include specific actions in the LCAP related to, at a minimum:
 - Language acquisition programs, as defined in *EC* Section 306, provided to students, and
 - Professional development for teachers.
 - If an LEA has both 30 or more English learners and 15 or more long-term English learners, the LEA must include actions for both English learners and long-term English learners.

For Technical Assistance

- LEAs eligible for technical assistance pursuant to *EC* sections 47607.3, 52071, 52071.5, 52072, or 52072.5, must include specific actions within the LCAP related to its implementation of the work underway as part of technical assistance. The most common form of this technical assistance is frequently referred to as Differentiated Assistance.

For Lowest Performing Dashboard Indicators

- LEAs that have Red Dashboard indicators for (1) a school within the LEA, (2) a student group within the LEA, and/or (3) a student group within any school within the LEA must include one or more specific actions within the LCAP:
 - The specific action(s) must be directed towards the identified student group(s) and/or school(s) and must address the identified state indicator(s) for which the student group or school received the lowest performance level on the 2023 Dashboard. Each student group and/or school that receives the lowest performance level on the 2023 Dashboard must be addressed by one or more actions.
 - These required actions will be effective for the three-year LCAP cycle.

For LEAs With Unexpended LREBG Funds

- To implement the requirements of *EC* Section 52064.4, LEAs with unexpended LREBG funds must include one or more actions supported with LREBG funds within the 2025–26, 2026–27, and 2027–28 LCAPs, as applicable to the LEA. Actions funded with LREBG funds must remain in the LCAP until the LEA has expended the remainder of its LREBG funds, after which time the actions may be removed from the LCAP.
 - Prior to identifying the actions included in the LCAP the LEA is required to conduct a needs assessment pursuant to [EC Section 32526\(d\)](#). For information related to the required needs assessment please see the Program Information tab on the [LREBG](#)

[Program Information](#) web page. Additional information about the needs assessment and evidence-based resources for the LREBG may be found on the [California Statewide System of Support LREBG Resources](#) web page. The required LREBG needs assessment may be part of the LEAs regular needs assessment for the LCAP if it meets the requirements of *EC* Section 32627(d).

- School districts receiving technical assistance and COEs providing technical assistance are encouraged to use the technical assistance process to support the school district in conducting the required needs assessment, the selection of actions funded by the LREBG and/or the evaluation of implementation of the actions required as part of the LCAP annual update process.
- As a reminder, LREBG funds must be used to implement one or more of the purposes articulated in [EC Section 32526\(c\)\(2\)](#).
- LEAs with unexpended LREBG funds must include one or more actions supported by LREBG funds within the LCAP. For each action supported by LREBG funding the action description must:
 - Identify the action as an LREBG action;
 - Include an explanation of how research supports the selected action;
 - Identify the metric(s) being used to monitor the impact of the action; and
 - Identify the amount of LREBG funds being used to support the action.

Increased or Improved Services for Foster Youth, English Learners, and Low-Income Students

Purpose

A well-written Increased or Improved Services section provides educational partners with a comprehensive description, within a single dedicated section, of how an LEA plans to increase or improve services for its unduplicated students as defined in *EC* Section 42238.02 in grades TK–12 as compared to all students in grades TK–12, as applicable, and how LEA-wide or schoolwide actions identified for this purpose meet regulatory requirements. Descriptions provided should include sufficient detail yet be sufficiently succinct to promote a broader understanding of educational partners to facilitate their ability to provide input. An LEA’s description in this section must align with the actions included in the Goals and Actions section as contributing.

Please Note: For the purpose of meeting the Increased or Improved Services requirement and consistent with *EC* Section 42238.02, long-term English learners are included in the English learner student group.

Statutory Requirements

An LEA is required to demonstrate in its LCAP how it is increasing or improving services for its students who are foster youth, English learners, and/or low-income, collectively referred to as unduplicated students, as compared to the services provided to all students in proportion to the increase in funding it receives based on the number and concentration of unduplicated students in the LEA (*EC* Section 42238.07[a][1], *EC*

Section 52064[b][8][B]; 5 CCR Section 15496[a]). This proportionality percentage is also known as the “minimum proportionality percentage” or “MPP.” The manner in which an LEA demonstrates it is meeting its MPP is two-fold: (1) through the expenditure of LCFF funds or through the identification of a Planned Percentage of Improved Services as documented in the Contributing Actions Table, and (2) through the explanations provided in the Increased or Improved Services for Foster Youth, English Learners, and Low-Income Students section.

To improve services means to grow services in quality and to increase services means to grow services in quantity. Services are increased or improved by those actions in the LCAP that are identified in the Goals and Actions section as contributing to the increased or improved services requirement, whether they are provided across the entire LEA (LEA-wide action), provided to an entire school (Schoolwide action), or solely provided to one or more unduplicated student group(s) (Limited action).

Therefore, for *any* action contributing to meet the increased or improved services requirement, the LEA must include an explanation of:

- How the action is increasing or improving services for the unduplicated student group(s) (Identified Needs and Action Design), and
- How the action meets the LEA's goals for its unduplicated pupils in the state and any local priority areas (Measurement of Effectiveness).

LEA-wide and Schoolwide Actions

In addition to the above required explanations, LEAs must provide a justification for why an LEA-wide or Schoolwide action is being provided to all students and how the action is intended to improve outcomes for unduplicated student group(s) as compared to all students.

- Conclusory statements that a service will help achieve an expected outcome for the goal, without an explicit connection or further explanation as to how, are not sufficient.
- Further, simply stating that an LEA has a high enrollment percentage of a specific student group or groups does not meet the increased or improved services standard because enrolling students is not the same as serving students.

For School Districts Only

Actions provided on an **LEA-wide** basis at **school districts with an unduplicated pupil percentage of less than 55 percent** must also include a description of how the actions are the most effective use of the funds to meet the district's goals for its unduplicated pupils in the state and any local priority areas. The description must provide the basis for this determination, including any alternatives considered, supporting research, experience, or educational theory.

Actions provided on a **Schoolwide** basis for **schools with less than 40 percent enrollment of unduplicated pupils** must also include a description of how these actions are the most effective use of the funds to meet the district's goals for its unduplicated pupils in the state and any local priority areas. The description must provide the basis for this determination, including any alternatives considered, supporting research, experience, or educational theory.

Requirements and Instructions

Complete the tables as follows:

- Specify the amount of LCFF supplemental and concentration grant funds the LEA estimates it will receive in the coming year based on the number and concentration of foster youth, English learner, and low-income students. This amount includes the Additional 15 percent LCFF Concentration Grant.

Projected Additional 15 percent LCFF Concentration Grant

- Specify the amount of additional LCFF concentration grant add-on funding, as described in *EC* Section 42238.02, that the LEA estimates it will receive in the coming year.

Projected Percentage to Increase or Improve Services for the Coming School Year

- Specify the estimated percentage by which services for unduplicated pupils must be increased or improved as compared to the services provided to all students in the LCAP year as calculated pursuant to 5 *CCR* Section 15496(a)(7).

LCFF Carryover — Percentage

- Specify the LCFF Carryover — Percentage identified in the LCFF Carryover Table. If a carryover percentage is not identified in the LCFF Carryover Table, specify a percentage of zero (0.00%).

LCFF Carryover — Dollar

- Specify the LCFF Carryover — Dollar amount identified in the LCFF Carryover Table. If a carryover amount is not identified in the LCFF Carryover Table, specify an amount of zero (\$0).

Total Percentage to Increase or Improve Services for the Coming School Year

- Add the Projected Percentage to Increase or Improve Services for the Coming School Year and the Proportional LCFF Required Carryover Percentage and specify the percentage. This is the LEA’s percentage by which services for unduplicated pupils must be increased or improved as compared to the services provided to all students in the LCAP year, as calculated pursuant to 5 *CCR* Section 15496(a)(7).

Required Descriptions:

LEA-wide and Schoolwide Actions

For each action being provided to an entire LEA or school, provide an explanation of (1) the unique identified need(s) of the unduplicated student group(s) for whom the action is principally directed, (2) how the action is designed to address the identified need(s) and why it is being provided on an LEA or schoolwide basis, and (3) the metric(s) used to measure the effectiveness of the action in improving outcomes for the unduplicated student group(s).

If the LEA has provided this required description in the Action Descriptions, state as such within the table.

Complete the table as follows:

Identified Need(s)

Provide an explanation of the unique identified need(s) of the LEA’s unduplicated student group(s) for whom the action is principally directed.

An LEA demonstrates how an action is principally directed towards an unduplicated student group(s) when the LEA explains the need(s), condition(s), or circumstance(s) of the unduplicated student group(s) identified through a needs assessment and how the action addresses them. A meaningful needs assessment includes, at a minimum, analysis of applicable student achievement data and educational partner feedback.

How the Action(s) are Designed to Address Need(s) and Why it is Provided on an LEA-wide or Schoolwide Basis

Provide an explanation of how the action as designed will address the unique identified need(s) of the LEA’s unduplicated student group(s) for whom the action is principally directed and the rationale for why the action is being provided on an LEA-wide or schoolwide basis.

- As stated above, conclusory statements that a service will help achieve an expected outcome for the goal, without an explicit connection or further explanation as to how, are not sufficient.
- Further, simply stating that an LEA has a high enrollment percentage of a specific student group or groups does not meet the increased or improved services standard because enrolling students is not the same as serving students.

Metric(s) to Monitor Effectiveness

Identify the metric(s) being used to measure the progress and effectiveness of the action(s).

Note for COEs and Charter Schools: In the case of COEs and charter schools, schoolwide and LEA-wide are considered to be synonymous.

Limited Actions

For each action being solely provided to one or more unduplicated student group(s), provide an explanation of (1) the unique identified need(s) of the unduplicated student group(s) being served, (2) how the action is designed to address the identified need(s), and (3) how the effectiveness of the action in improving outcomes for the unduplicated student group(s) will be measured.

If the LEA has provided the required descriptions in the Action Descriptions, state as such.

Complete the table as follows:

Identified Need(s)

Provide an explanation of the unique need(s) of the unduplicated student group(s) being served identified through the LEA’s needs assessment. A meaningful needs assessment includes, at a minimum, analysis of applicable student achievement data and educational partner feedback.

How the Action(s) are Designed to Address Need(s)

Provide an explanation of how the action is designed to address the unique identified need(s) of the unduplicated student group(s) being served.

Metric(s) to Monitor Effectiveness

Identify the metric(s) being used to measure the progress and effectiveness of the action(s).

For any limited action contributing to meeting the increased or improved services requirement that is associated with a Planned Percentage of Improved Services in the Contributing Summary Table rather than an expenditure of LCFF funds, describe the methodology that was used to determine the contribution of the action towards the proportional percentage, as applicable.

- For each action with an identified Planned Percentage of Improved Services, identify the goal and action number and describe the methodology that was used.
- When identifying a Planned Percentage of Improved Services, the LEA must describe the methodology that it used to determine the contribution of the action towards the proportional percentage. The percentage of improved services for an action corresponds to the amount of LCFF funding that the LEA estimates it would expend to implement the action if it were funded.
- For example, an LEA determines that there is a need to analyze data to ensure that instructional aides and expanded learning providers know what targeted supports to provide to students who are foster youth. The LEA could implement this action by hiring additional staff to collect and analyze data and to coordinate supports for students, which, based on the LEA's current pay scale, the LEA estimates would cost \$165,000. Instead, the LEA chooses to utilize a portion of existing staff time to analyze data relating to students who are foster youth. This analysis will then be shared with site principals who will use the data to coordinate services provided by instructional assistants and expanded learning providers to target support to students. In this example, the LEA would divide the estimated cost of \$165,000 by the amount of LCFF Funding identified in the Total Planned Expenditures Table and then convert the quotient to a percentage. This percentage is the Planned Percentage of Improved Services for the action.

Additional Concentration Grant Funding

A description of the plan for how the additional concentration grant add-on funding identified above will be used to increase the number of staff providing direct services to students at schools that have a high concentration (above 55 percent) of foster youth, English learners, and low-income students, as applicable.

An LEA that receives the additional concentration grant add-on described in *EC* Section 42238.02 is required to demonstrate how it is using these funds to increase the number of staff who provide direct services to students at schools with an enrollment of unduplicated students that is greater than 55 percent as compared to the number of staff who provide direct services to students at schools with an enrollment of unduplicated students that is equal to or less than 55 percent. The staff who provide direct services to students must be certificated staff and/or classified staff employed by the LEA; classified staff includes custodial staff.

Provide the following descriptions, as applicable to the LEA:

- An LEA that does not receive a concentration grant or the concentration grant add-on must indicate that a response to this prompt is not applicable.

- Identify the goal and action numbers of the actions in the LCAP that the LEA is implementing to meet the requirement to increase the number of staff who provide direct services to students at schools with an enrollment of unduplicated students that is greater than 55 percent.
- An LEA that does not have comparison schools from which to describe how it is using the concentration grant add-on funds, such as a single-school LEA or an LEA that only has schools with an enrollment of unduplicated students that is greater than 55 percent, must describe how it is using the funds to increase the number of credentialed staff, classified staff, or both, including custodial staff, who provide direct services to students at selected schools and the criteria used to determine which schools require additional staffing support.
- In the event that an additional concentration grant add-on is not sufficient to increase staff providing direct services to students at a school with an enrollment of unduplicated students that is greater than 55 percent, the LEA must describe how it is using the funds to retain staff providing direct services to students at a school with an enrollment of unduplicated students that is greater than 55 percent.

Complete the table as follows:

- Provide the staff-to-student ratio of classified staff providing direct services to students with a concentration of unduplicated students that is 55 percent or less and the staff-to-student ratio of classified staff providing direct services to students at schools with a concentration of unduplicated students that is greater than 55 percent, as applicable to the LEA.
 - The LEA may group its schools by grade span (Elementary, Middle/Junior High, and High Schools), as applicable to the LEA.
 - The staff-to-student ratio must be based on the number of full-time equivalent (FTE) staff and the number of enrolled students as counted on the first Wednesday in October of each year.
- Provide the staff-to-student ratio of certificated staff providing direct services to students at schools with a concentration of unduplicated students that is 55 percent or less and the staff-to-student ratio of certificated staff providing direct services to students at schools with a concentration of unduplicated students that is greater than 55 percent, as applicable to the LEA.
 - The LEA may group its schools by grade span (Elementary, Middle/Junior High, and High Schools), as applicable to the LEA.
 - The staff-to-student ratio must be based on the number of FTE staff and the number of enrolled students as counted on the first Wednesday in October of each year.

Action Tables

Complete the Total Planned Expenditures Table for each action in the LCAP. The information entered into this table will automatically populate the other Action Tables. Information is only entered into the Total Planned Expenditures Table, the Annual Update Table, the Contributing Actions Annual Update Table, and the LCFF Carryover Table. The word “input” has been added to column headers to aid in identifying the column(s) where information will be entered. Information is not entered on the remaining Action tables.

The following tables are required to be included as part of the LCAP adopted by the local governing board or governing body:

- Table 1: Total Planned Expenditures Table (for the coming LCAP Year)
- Table 2: Contributing Actions Table (for the coming LCAP Year)
- Table 3: Annual Update Table (for the current LCAP Year)
- Table 4: Contributing Actions Annual Update Table (for the current LCAP Year)
- Table 5: LCFF Carryover Table (for the current LCAP Year)

Note: The coming LCAP Year is the year that is being planned for, while the current LCAP year is the current year of implementation. For example, when developing the 2024–25 LCAP, 2024–25 will be the coming LCAP Year and 2023–24 will be the current LCAP Year.

Total Planned Expenditures Table

In the Total Planned Expenditures Table, input the following information for each action in the LCAP for that applicable LCAP year:

- **LCAP Year:** Identify the applicable LCAP Year.
- **1. Projected LCFF Base Grant:** Provide the total amount estimated LCFF entitlement for the coming school year, excluding the supplemental and concentration grants and the add-ons for the Targeted Instructional Improvement Block Grant program, the former Home-to-School Transportation program, and the Small School District Transportation program, pursuant to 5 CCR Section 15496(a)(8). Note that the LCFF Base Grant for purposes of the LCAP also includes the Necessary Small Schools and Economic Recovery Target allowances for school districts, and County Operations Grant for COEs.

See EC sections 2574 (for COEs) and 42238.02 (for school districts and charter schools), as applicable, for LCFF entitlement calculations.

- **2. Projected LCFF Supplemental and/or Concentration Grants:** Provide the total amount of LCFF supplemental and concentration grants estimated on the basis of the number and concentration of unduplicated students for the coming school year.
- **3. Projected Percentage to Increase or Improve Services for the Coming School Year:** This percentage will not be entered; it is calculated based on the Projected LCFF Base Grant and the Projected LCFF Supplemental and/or Concentration Grants, pursuant to 5 CCR Section 15496(a)(8). This is the percentage by which services for unduplicated pupils must be increased or improved as compared to the services provided to all students in the coming LCAP year.
- **LCFF Carryover — Percentage:** Specify the LCFF Carryover — Percentage identified in the LCFF Carryover Table from the prior LCAP year. If a carryover percentage is not identified in the LCFF Carryover Table, specify a percentage of zero (0.00%).
- **Total Percentage to Increase or Improve Services for the Coming School Year:** This percentage will not be entered; it is calculated based on the Projected Percentage to Increase or Improve Services for the Coming School Year and the LCFF Carryover —

Percentage. ***This is the percentage by which the LEA must increase or improve services for unduplicated pupils as compared to the services provided to all students in the coming LCAP year.***

- **Goal #:** Enter the LCAP Goal number for the action.
- **Action #:** Enter the action's number as indicated in the LCAP Goal.
- **Action Title:** Provide a title of the action.
- **Student Group(s):** Indicate the student group or groups who will be the primary beneficiary of the action by entering "All," or by entering a specific student group or groups.
- **Contributing to Increased or Improved Services?:** Type "Yes" if the action **is** included as contributing to meeting the increased or improved services requirement; OR, type "No" if the action is **not** included as contributing to meeting the increased or improved services requirement.
- If "Yes" is entered into the Contributing column, then complete the following columns:
 - **Scope:** The scope of an action may be LEA-wide (i.e., districtwide, countywide, or charterwide), schoolwide, or limited. An action that is LEA-wide in scope upgrades the entire educational program of the LEA. An action that is schoolwide in scope upgrades the entire educational program of a single school. An action that is limited in its scope is an action that serves only one or more unduplicated student groups.
 - **Unduplicated Student Group(s):** Regardless of scope, contributing actions serve one or more unduplicated student groups. Indicate one or more unduplicated student groups for whom services are being increased or improved as compared to what all students receive.
 - **Location:** Identify the location where the action will be provided. If the action is provided to all schools within the LEA, the LEA must indicate "All Schools." If the action is provided to specific schools within the LEA or specific grade spans only, the LEA must enter "Specific Schools" or "Specific Grade Spans." Identify the individual school or a subset of schools or grade spans (e.g., all high schools or grades transitional kindergarten through grade five), as appropriate.
- **Time Span:** Enter "ongoing" if the action will be implemented for an indeterminate period of time. Otherwise, indicate the span of time for which the action will be implemented. For example, an LEA might enter "1 Year," or "2 Years," or "6 Months."
- **Total Personnel:** Enter the total amount of personnel expenditures utilized to implement this action.
- **Total Non-Personnel:** This amount will be automatically calculated based on information provided in the Total Personnel column and the Total Funds column.

- **LCFF Funds:** Enter the total amount of LCFF funds utilized to implement this action, if any. LCFF funds include all funds that make up an LEA’s total LCFF target (i.e., base grant, grade span adjustment, supplemental grant, concentration grant, Targeted Instructional Improvement Block Grant, and Home-To-School Transportation).
 - **Note:** For an action to contribute towards meeting the increased or improved services requirement, it must include some measure of LCFF funding. The action may also include funding from other sources, however the extent to which an action contributes to meeting the increased or improved services requirement is based on the LCFF funding being used to implement the action.
- **Other State Funds:** Enter the total amount of Other State Funds utilized to implement this action, if any.
 - **Note:** Equity Multiplier funds must be included in the “Other State Funds” category, not in the “LCFF Funds” category. As a reminder, Equity Multiplier funds must be used to supplement, not supplant, funding provided to Equity Multiplier schoolsites for purposes of the LCFF, the ELO-P, the LCRS, and/or the CCSPP. This means that Equity Multiplier funds must not be used to replace funding that an Equity Multiplier schoolsite would otherwise receive to implement LEA-wide actions identified in the LEA’s LCAP or that an Equity Multiplier schoolsite would otherwise receive to implement provisions of the ELO-P, the LCRS, and/or the CCSPP.
- **Local Funds:** Enter the total amount of Local Funds utilized to implement this action, if any.
- **Federal Funds:** Enter the total amount of Federal Funds utilized to implement this action, if any.
- **Total Funds:** This amount is automatically calculated based on amounts entered in the previous four columns.
- **Planned Percentage of Improved Services:** For any action identified as contributing, being provided on a Limited basis to unduplicated students, and that does not have funding associated with the action, enter the planned quality improvement anticipated for the action as a percentage rounded to the nearest hundredth (0.00%). A limited action is an action that only serves foster youth, English learners, and/or low-income students.
 - As noted in the instructions for the Increased or Improved Services section, when identifying a Planned Percentage of Improved Services, the LEA must describe the methodology that it used to determine the contribution of the action towards the proportional percentage. The percentage of improved services for an action corresponds to the amount of LCFF funding that the LEA estimates it would expend to implement the action if it were funded.

For example, an LEA determines that there is a need to analyze data to ensure that instructional aides and expanded learning providers know what targeted supports to provide to students who are foster youth. The LEA could implement this action by hiring additional staff to collect and analyze data and to coordinate supports for students, which, based on the LEA’s current pay scale, the LEA estimates would cost \$165,000. Instead, the LEA chooses to utilize a portion of existing staff time to analyze data relating to students who are foster youth. This analysis will then be shared with site principals who will use the data to coordinate services provided by instructional assistants and expanded learning providers to target support to students. In this example, the LEA would divide the estimated cost of \$165,000 by the amount of LCFF Funding identified in the Data Entry Table and then convert the quotient to a percentage. This percentage is the Planned Percentage of Improved Services for the action.

Contributing Actions Table

As noted above, information will not be entered in the Contributing Actions Table; however, the ‘Contributing to Increased or Improved Services?’ column will need to be checked to ensure that only actions with a “Yes” are displaying. If actions with a “No” are displayed or if actions that are contributing are not displaying in the column, use the drop-down menu in the column header to filter only the “Yes” responses.

Annual Update Table

In the Annual Update Table, provide the following information for each action in the LCAP for the relevant LCAP year:

- **Estimated Actual Expenditures:** Enter the total estimated actual expenditures to implement this action, if any.

Contributing Actions Annual Update Table

In the Contributing Actions Annual Update Table, check the ‘Contributing to Increased or Improved Services?’ column to ensure that only actions with a “Yes” are displaying. If actions with a “No” are displayed or if actions that are contributing are not displaying in the column, use the drop-down menu in the column header to filter only the “Yes” responses. Provide the following information for each contributing action in the LCAP for the relevant LCAP year:

- **6. Estimated Actual LCFF Supplemental and/or Concentration Grants:** Provide the total amount of LCFF supplemental and concentration grants estimated based on the number and concentration of unduplicated students in the current school year.
- **Estimated Actual Expenditures for Contributing Actions:** Enter the total estimated actual expenditure of LCFF funds used to implement this action, if any.
- **Estimated Actual Percentage of Improved Services:** For any action identified as contributing, being provided on a Limited basis only to unduplicated students, and that does not have funding associated with the action, enter the total estimated actual quality improvement anticipated for the action as a percentage rounded to the nearest hundredth (0.00%).
 - Building on the example provided above for calculating the Planned Percentage of Improved Services, the LEA in the example implements the action. As part of the annual update process, the LEA reviews implementation and student outcome data and determines that the action was implemented with fidelity and that outcomes for foster youth students improved. The LEA reviews the original estimated cost for the action and determines that had it hired additional staff to collect and analyze data and to coordinate supports for students that estimated actual cost would have been \$169,500 due to a cost of living adjustment. The LEA would divide the estimated actual cost of \$169,500 by the amount of LCFF Funding identified in the Data Entry Table and then convert the quotient to a percentage. This percentage is the Estimated Actual Percentage of Improved Services for the action.

LCFF Carryover Table

- **9. Estimated Actual LCFF Base Grant:** Provide the total amount of estimated LCFF Target Entitlement for the current school year, excluding the supplemental and concentration grants and the add-ons for the Targeted Instructional Improvement Block Grant program,

the former Home-to-School Transportation program, and the Small School District Transportation program, pursuant to 5 CCR Section 15496(a)(8). Note that the LCFF Base Grant for purposes of the LCAP also includes the Necessary Small Schools and Economic Recovery Target allowances for school districts, and County Operations Grant for COEs. See EC sections 2574 (for COEs) and 42238.02 (for school districts and charter schools), as applicable, for LCFF entitlement calculations.

- **10. Total Percentage to Increase or Improve Services for the Current School Year:** This percentage will not be entered. The percentage is calculated based on the amounts of the Estimated Actual LCFF Base Grant (9) and the Estimated Actual LCFF Supplemental and/or Concentration Grants (6), pursuant to 5 CCR Section 15496(a)(8), plus the LCFF Carryover – Percentage from the prior year. This is the percentage by which services for unduplicated pupils must be increased or improved as compared to the services provided to all students in the current LCAP year.

Calculations in the Action Tables

To reduce the duplication of effort of LEAs, the Action Tables include functionality such as pre-population of fields and cells based on the information provided in the Data Entry Table, the Annual Update Summary Table, and the Contributing Actions Table. For transparency, the functionality and calculations used are provided below.

Contributing Actions Table

- **4. Total Planned Contributing Expenditures (LCFF Funds)**
 - This amount is the total of the Planned Expenditures for Contributing Actions (LCFF Funds) column.
- **5. Total Planned Percentage of Improved Services**
 - This percentage is the total of the Planned Percentage of Improved Services column.
- **Planned Percentage to Increase or Improve Services for the coming school year (4 divided by 1, plus 5)**
 - This percentage is calculated by dividing the Total Planned Contributing Expenditures (4) by the Projected LCFF Base Grant (1), converting the quotient to a percentage, and adding it to the Total Planned Percentage of Improved Services (5).

Contributing Actions Annual Update Table

Pursuant to EC Section 42238.07(c)(2), if the Total Planned Contributing Expenditures (4) is less than the Estimated Actual LCFF Supplemental and Concentration Grants (6), the LEA is required to calculate the difference between the Total Planned Percentage of Improved Services (5) and the Total Estimated Actual Percentage of Improved Services (7). If the Total Planned Contributing Expenditures (4) is equal to or greater than the Estimated Actual LCFF Supplemental and Concentration Grants (6), the Difference Between Planned and Estimated Actual Percentage of Improved Services will display “Not Required.”

- **6. Estimated Actual LCFF Supplemental and Concentration Grants**

- This is the total amount of LCFF supplemental and concentration grants the LEA estimates it will actually receive based on the number and concentration of unduplicated students in the current school year.
- **4. Total Planned Contributing Expenditures (LCFF Funds)**
 - This amount is the total of the Last Year's Planned Expenditures for Contributing Actions (LCFF Funds).
- **7. Total Estimated Actual Expenditures for Contributing Actions**
 - This amount is the total of the Estimated Actual Expenditures for Contributing Actions (LCFF Funds).
- **Difference Between Planned and Estimated Actual Expenditures for Contributing Actions (Subtract 7 from 4)**
 - This amount is the Total Estimated Actual Expenditures for Contributing Actions (7) subtracted from the Total Planned Contributing Expenditures (4).
- **5. Total Planned Percentage of Improved Services (%)**
 - This amount is the total of the Planned Percentage of Improved Services column.
- **8. Total Estimated Actual Percentage of Improved Services (%)**
 - This amount is the total of the Estimated Actual Percentage of Improved Services column.
- **Difference Between Planned and Estimated Actual Percentage of Improved Services (Subtract 5 from 8)**
 - This amount is the Total Planned Percentage of Improved Services (5) subtracted from the Total Estimated Actual Percentage of Improved Services (8).

LCFF Carryover Table

- **10. Total Percentage to Increase or Improve Services for the Current School Year (6 divided by 9 plus Carryover %)**
 - This percentage is the Estimated Actual LCFF Supplemental and/or Concentration Grants (6) divided by the Estimated Actual LCFF Base Grant (9) plus the LCFF Carryover – Percentage from the prior year.
- **11. Estimated Actual Percentage of Increased or Improved Services (7 divided by 9, plus 8)**
 - This percentage is the Total Estimated Actual Expenditures for Contributing Actions (7) divided by the LCFF Funding (9), then converting the quotient to a percentage and adding the Total Estimated Actual Percentage of Improved Services (8).
- **12. LCFF Carryover — Dollar Amount LCFF Carryover (Subtract 11 from 10 and multiply by 9)**

- If the Estimated Actual Percentage of Increased or Improved Services (11) is less than the Estimated Actual Percentage to Increase or Improve Services (10), the LEA is required to carry over LCFF funds.

The amount of LCFF funds is calculated by subtracting the Estimated Actual Percentage to Increase or Improve Services (11) from the Estimated Actual Percentage of Increased or Improved Services (10) and then multiplying by the Estimated Actual LCFF Base Grant (9). This amount is the amount of LCFF funds that is required to be carried over to the coming year.

- **13. LCFF Carryover — Percentage (12 divided by 9)**

- This percentage is the unmet portion of the Percentage to Increase or Improve Services that the LEA must carry over into the coming LCAP year. The percentage is calculated by dividing the LCFF Carryover (12) by the LCFF Funding (9).

California Department of Education
November 2024