



LCFF Budget Overview for Parents

Local Educational Agency (LEA) Name: Ravenswood City School District

CDS Code: 41-68999-0000000

School Year: 2026-27

LEA contact information:

Gina Sudaria

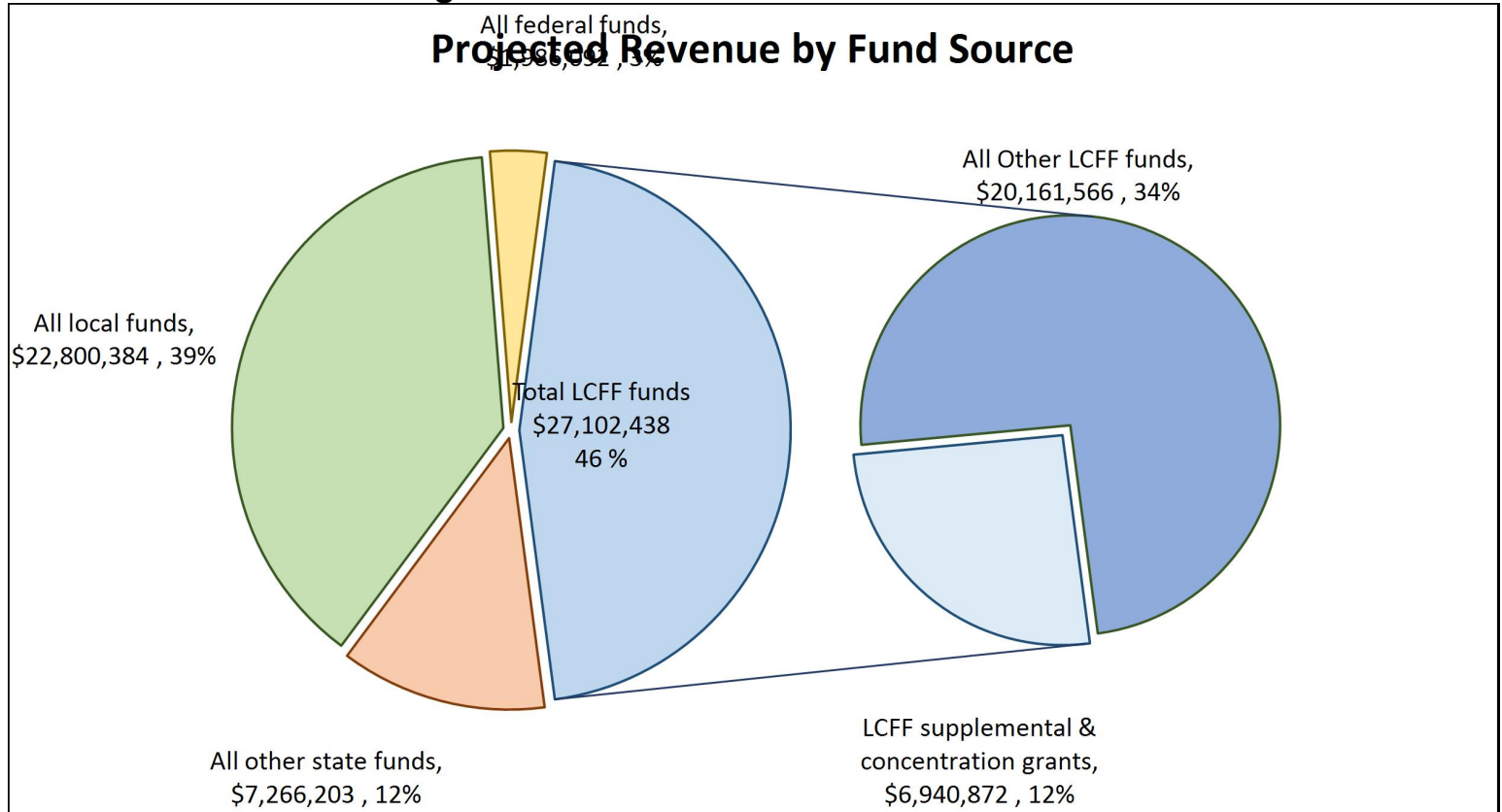
Superintendent

gsudaria@ravenswoodschools.org

(650) 329-2800

School districts receive funding from different sources: state funds under the Local Control Funding Formula (LCFF), other state funds, local funds, and federal funds. LCFF funds include a base level of funding for all LEAs and extra funding - called "supplemental and concentration" grants - to LEAs based on the enrollment of high needs students (foster youth, English learners, and low-income students).

Budget Overview for the 2026-27 School Year

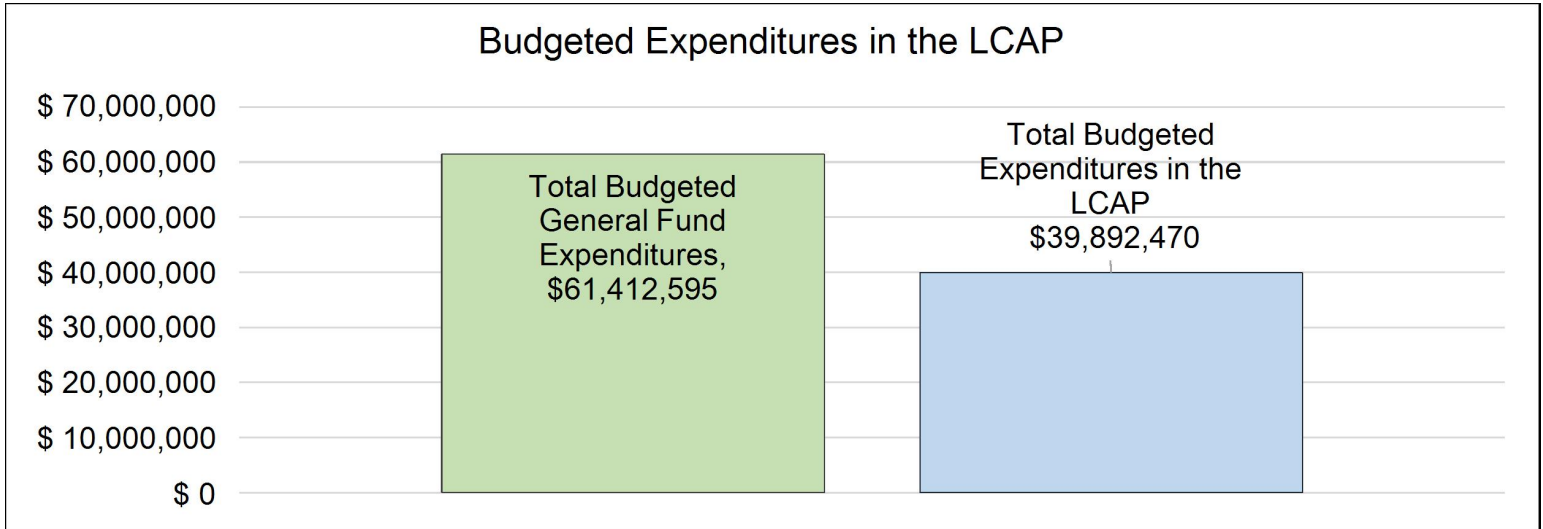


This chart shows the total general purpose revenue Ravenswood City School District expects to receive in the coming year from all sources.

The text description for the above chart is as follows: The total revenue projected for Ravenswood City School District is \$59,155,117, of which \$27,102,438 is Local Control Funding Formula (LCFF), \$7,266,203 is other state funds, \$22,800,384 is local funds, and \$1,986,092 is federal funds. Of the \$27,102,438 in LCFF Funds, \$6,940,872 is generated based on the enrollment of high needs students (foster youth, English learner, and low-income students).

LCFF Budget Overview for Parents

The LCFF gives school districts more flexibility in deciding how to use state funds. In exchange, school districts must work with parents, educators, students, and the community to develop a Local Control and Accountability Plan (LCAP) that shows how they will use these funds to serve students.



This chart provides a quick summary of how much Ravenswood City School District plans to spend for 2026-27. It shows how much of the total is tied to planned actions and services in the LCAP.

The text description of the above chart is as follows: Ravenswood City School District plans to spend \$61,412,595 for the 2026-27 school year. Of that amount, \$39,892,470 is tied to actions/services in the LCAP and \$21,520,125 is not included in the LCAP. The budgeted expenditures that are not included in the LCAP will be used for the following:

General Fund Budget Expenditures that are not included in our LCAP includes operational expenditures (eg. custodians, property insurance, district leadership, utilities), some Special Education services, construction-related expenses, some miscellaneous district-level or site-level positions, as well as items that are more appropriate to be discussed and reported on the School Plan for Student Achievement (SPSA)

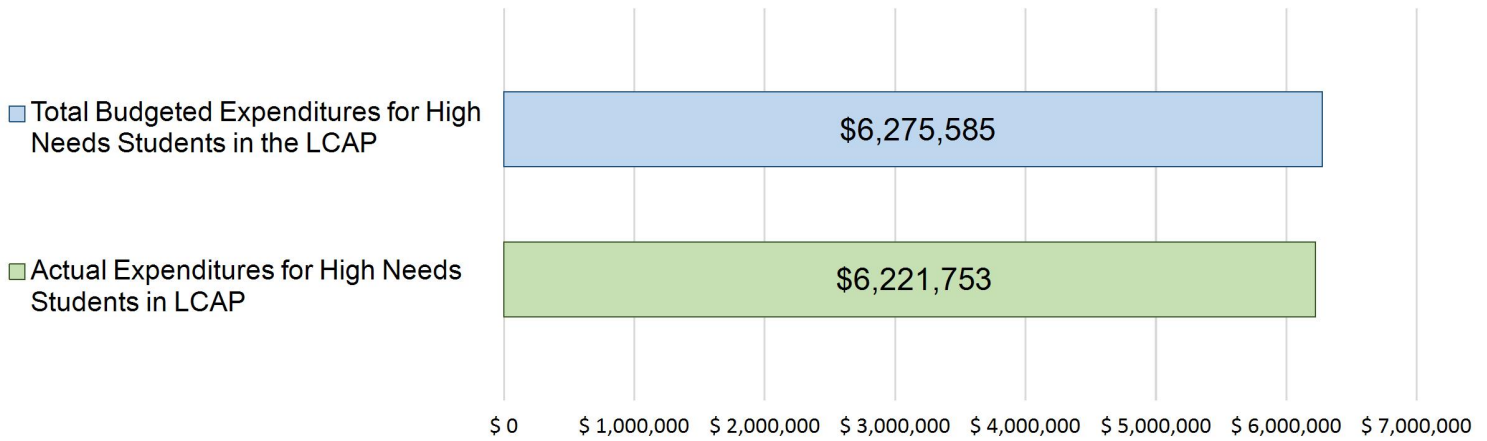
Increased or Improved Services for High Needs Students in the LCAP for the 2026-27 School Year

In 2026-27, Ravenswood City School District is projecting it will receive \$6,940,872 based on the enrollment of foster youth, English learner, and low-income students. Ravenswood City School District must describe how it intends to increase or improve services for high needs students in the LCAP. Ravenswood City School District plans to spend \$7,565,123 towards meeting this requirement, as described in the LCAP.

LCFF Budget Overview for Parents

Update on Increased or Improved Services for High Needs Students in 2025-26

Prior Year Expenditures: Increased or Improved Services for High Needs Students



This chart compares what Ravenswood City School District budgeted last year in the LCAP for actions and services that contribute to increasing or improving services for high needs students with what Ravenswood City School District estimates it has spent on actions and services that contribute to increasing or improving services for high needs students in the current year.

The text description of the above chart is as follows: In 2025-26, Ravenswood City School District's LCAP budgeted \$6,275,585 for planned actions to increase or improve services for high needs students. Ravenswood City School District actually spent \$6,221,753 for actions to increase or improve services for high needs students in 2025-26.

The difference between the budgeted and actual expenditures of \$53,832 had the following impact on Ravenswood City School District's ability to increase or improve services for high needs students:

The difference between the budgeted and actual expenditures of \$53,832 had the following impact on Ravenswood City School District's ability to increase or improve services for high needs students: The reason for this difference is primarily due to having a couple of positions that were budgeted for, but were unable to be staffed this year. Students were still able to be supported through a variety of other actions and strategies throughout the year, and our focus was towards improving the quality of actions that did not require additional costs anyway.