

SAN PASQUAL VALLEY UNIFIED SCHOOL DISTRICT



Joint Impact Aid Committee Report 2025-2026 (Data from multiple years)

District Committee Members:

Karen Aguilar, Guidance and Family Coordinator
Adina Alvarez, Community Liaison
Leah Copeland, Elementary Teacher
Rigel Dominguez, Licensed Therapist
Veronica Gallardo, Attendance Clerk
Tamy Durham, Elementary Principal
Erin Grande, Middle School Principal
Kelley Hotel, Attendance Clerk
Sarah Jeffers, Bill Manes Teacher
Richard Cordero, Superintendent
Rosa Meraz, Middle School Counselor
Cyndee Miller, American Indian Program Coordinator
Jeanette Montgomery, Elementary School Counselor
Johna Meek, Special Education Director
Anastasia Noriega, High School Principal
Alba Tudor, Counselor
Lucia Polk, Elementary Teacher

Public Hearing Date for input: 10/14/2025

Table of Contents

Pages 3, 4	Purpose of Report
Page 5	Enrollment
Page 6	LCAP Goals
Page 7	District Level Data
Page 8, 9	Chronic Absenteeism by Sub-Group
Page 10	School Attendance Review Board (SARB)
Page 11	CAASPP Achievement Data, English
Page 12	CAASPP Achievement Data, Math
Pages 13	CAST Achievement Data, Science
Page 14	Suspension Rates
Page 15, 16	School Specific Data
Page 17	Chronic Absenteeism and Suspensions
Pages 17	Bill Manes Enrollment ⁽⁹⁹⁾
Page 18, 19	Special Education
Page 19	High School Senior Scholarship Recipients
Page 20, 21	San Pasqual Valley High School, College and Career Information
Page 22	San Pasqual Valley High School, Post Graduation Plan
Page 23	Counselors, Social Emotional and Mental Health Support Data
Page 24	Mental Health Support and Services
Page 25	CHAT Therapist Data, Outreach, Case Management, Advocacy, and Direct Services
Pages 26, 27	Impact Aid General Budget
Pages 28 - 33	Additional Information <ul style="list-style-type: none">▪ SPVHS 4-Year Student Plan▪ SPVHS A-G Approved Courses

PURPOSE OF REPORT

This report is developed by the San Pasqual Valley Unified School District Impact Aid Committee that has representation from certificated staff, classified staff, administration, and the School Board. The information is shared with the Quechan Tribe and feedback was requested through the District Indian Parent Advisory Committee and conversations with the Quechan Indian Tribe to be in compliance with Board Policy 1270 Indian Policies and Procedures (IPP 's).

This report provides information on the achievement of American Indian or Alaska Native students in relationship to other student populations that are served in the district. Information that is contained in this report meets the Memorandum of Understanding (MOU) between San Pasqual Valley Unified School District Board of Trustees and the Quechan Indian Tribe by addressing the areas of measurement as listed in the MOU that was established in 1996.

Introduction

San Pasqual Valley Unified School District applies for and receives Impact Aid funds, in accordance with Public Law 107-110. Impact Aid is designed to assist local school districts who have lost property tax revenue due to the presence of tax-exempt Federal property or have experienced increased expenditures due to the enrollment of federally connected children. San Pasqual Valley Unified School District includes within their boundaries, parcels of land owned by the Federal Government or that have been removed from the local tax rolls by the Federal Government, including Indian lands.

San Pasqual Valley Unified School District will receive \$4,200,000 (current estimate) in Impact Aid funds for the 2024-25 school year, based primarily on the number of children residing on Indian lands and other federal properties such as Bureau of Land Management (BLM), Imperial Irrigation District (IID), or anyone working on federal property such as Yuma Proving Grounds (YPG). Impact Aid funds are utilized for a wide variety of expenses, including the salaries of teachers; paraprofessionals; materials and supplies; equipment; after school enrichment and core programs, tutoring; advanced placement classes or community college courses; and additional costs for students with special needs.

District Overview

In California schools administer the Smarter Balanced Summative Assessments in English language arts/literacy (ELA) and mathematics in grades three through eight and eleven. Also, California is administering the California Alternate Assessments in ELA and mathematics to students with significant cognitive disabilities in grades three through eight and eleven (students whose Individualized Education Program [IEP] designates the use of an alternate assessment). Most recently, schools in California are administering the CAST (California Science Test) in grades 5, 8, and once in high school. There is also an alternative assessment for those students with significant cognitive disabilities. STAR

has been used, since 2022-2023, from third grade through twelfth grade as a consistent measure of student achievement. Using the same test measure will allow SPVUSD to calibrate instruction, support, and provide interventions across the district.

Based on the Local Control Funding Formula (LCFF), which was passed in 2013, California has an accountability system that is based on multiple measures. These measures are used to determine local educational agency (LEA) and school progress toward meeting the needs of their students. The measures are based on factors that contribute to a quality education, including high school graduation rates, college/career readiness, student test scores, English learner (EL) progress, suspension rates, and parent engagement. These measures are reported on the California School Dashboard.

DATA SOURCES
<p>The State of California and the California Department of Education (CDE) utilize several data sources to identify district, school, and student progress. One of these sources is the California Dashboard. SPVUSD encourages educational partners to review the following links to dive deeper into district data:</p> <p>California Dashboard: https://www.caschooldashboard.org/</p> <p>Ed-Data: http://www.ed-data.org/</p> <p>Tableau Public: https://public.tableau.com/app/profile/rcoe/viz/CaliforniaK-12Indicators/CAK-12Indicators</p> <p>These websites have current data and allow educational partners to look for trends and progress in SPVUSD and around the state.</p>

ENROLLMENT

California Dashboard CASchoolDashboard.org						
SPVUSD	Enrollment	Socioeconomically Disadvantaged	English Learners	Foster Youth	Native American	Two or More Races
2024-25 (internal data)	566	96% (544)	19% (110)	.25 (1)	43% (243)	3% (17)

2023-24 (internal data)	589	88.5% (521)	21.9% (129)	0.2% (1)	45.2% (274)	2.7% 16
2022-23 (internal data)	591	93%	21%	0	302	20
2021-22	604	85.4%	21.9%	.3%	302	21
2021	609	88.8%	23.1%	.1%	304	27
2020	654	94.5%	21.9%	.6%	337	25

The District continues to focus on the elements necessary for student mastery of content standards and recognizes the **need for:**

- Targeted intervention based on data (e.g. STAR, IXL, iReady, CAASPP)
- Alignment to the California Standards
- Improvement of Instructional Strategies and Materials (training by ICOE)
- Collaboration and analysis of data
- Extended Learning Times (Extended day Summer School, SEL Camp, tutoring)
- Increased Educational Opportunities (College classes, CTE pathway development)
- Positive, nurturing, safe school environment (Teaching and training in SEL)
- Involvement of all stakeholders (Parents as partners in education)
- Addressing the whole child, Social Emotional Learning (SEL)
- Addressing the needs of the parents and community (Parent workshops)
- Partnership with ICOE in the area of providing professional development for all staff.

Standards Aligned Textbooks:

- College and Career Readiness Skills
- Distribution of textbooks and/or devices to access curriculum
- Focus on social emotional health
- Health curriculum

Local Control and Accountability Plan (LCAP)

The LCAP is a three-year plan that describes the goals, actions, services, and expenditures to support positive student outcomes that address state and local priorities. The LCAP provides an opportunity for local educational agencies (LEAs/districts) to share their how, what, and why programs and services are selected to meet their local needs.

Goals must be developed by school districts based on the eight state priorities:

- | | |
|-----------------------|-------------------------|
| 1. Basic Conditions | 5. Pupil Engagement |
| 2. State Standards | 6. School Climate |
| 3. Parent Involvement | 7. Course Access |
| 4. Pupil Achievement | 8. Other Pupil Outcomes |

LCAP Goals 2024-2025:

Goal 1: By the Spring 2025, the percentage of students who are chronically absent, missing partial days, tardy more than 30 minutes, and students who miss before or after a weekend and/or holiday will be decreased by 10%. (State Priorities 3 – Parent Involvement and 5 Pupil Engagement)

Goal 2: By the Spring 2025, San Pasqual Valley Unified School District will create a positive, safe, nurturing environment as evidenced by reduced number of referrals related to school violence, bullying, harassment, and drug use, distribution, and possession thereby decreasing suspension and expulsions and increasing student attendance and reporting of incidents. (State Priorities 6 – School Climate and 3 – Parent Involvement). San Pasqual Valley Unified School District will increase parent involvement where parent input is needed in the decision-making process as measured by a locally created parent survey. To achieve maximum responses to the survey, they will be distributed at parent conferences, IEPs, DELAC/MPAC (District English Language Advisory Committee/Migrant Parent Advisory Committee), DIPAC (District Indian Parent Advisory Committee) and in all registration packets. (State Priorities 4 – Pupil Achievement, 8 – Other Outcomes, 2 - State Standards, 1 – Basic Conditions, and 7 – Course Access)

Goal 3: In 2024-2025 all student groups of SPVUSD will progress one color band per year on the **California School Dashboard**. (State Priorities 4 – Pupil Achievement, 8 – Other Outcomes, 2 - Implementation of State Standards, 1 – Basic Conditions, and 7 – Course Access) San Pasqual Valley Unified School District will graduate students who are college and career ready, meet the A-G requirements, and meet at least one (1) other College and Career Readiness Indicator. San Pasqual Valley Unified School District promote 8th grade students by preparing students for high school by providing a challenging and rigorous curriculum. SPVMS will provide college and career related curriculum through Get Focused, Stay Focused. (State Priorities 7 – Course Access, 2 – State Standards)

Goal 4: Within three years, all students, and particularly low-income and EL students, at Bill Manes will demonstrate increased credit recovery opportunities and timely graduation as measured by graduation rate.

SPVUSD created a single goal for the Equity Multiplier for Bill Manes focused on increased graduation rates at the alternative education site. The addition of a multiple subject teacher to be on-site during the day will allow consistency of programming for students. This will benefit students by having a teacher who can focus on credit recovery coursework at the 9th grade level as many alternative education students have credit deficiencies from their freshman year of high school. This teacher will also monitor and encourage students to follow their individualized education/graduation plan with frequent conversations, updates, and edits as required.

References to the California Dashboard are based on information available and released by the State of California. Data for 2024 is supposed to be released on December 1, 2024.

DISTRICT LEVEL DATA

Graduation Rates						
Student Groups	High School			Bill Manes		
	2024	2023	2022	2024	2023	2022
All Students	86.4%	79.5%	78.7%	N/A	N/A	N/A
English Learners	91.7%	81.8%	93.3%			--

Socioeconomically Disadvantaged	85.7%	79.1%	78.3%			--
Students with Disabilities	--	--	--			
Hispanic or Latino	90%	88.9%	95.5%			--
American Indian	81%	66.7%	65%			--

Summary :

- Bill Manes graduation rate has decreased due to our efforts to move students back to the high school environment. The reduced number of students at Bill Manes also creates a situation where there are not always seniors in the school.

SPVUSD American Indian Graduation Rates, Average for District			
Year	Rate	Year	Rate
2011	87.5%	2018	62.5%
2012	71.4%	2019	72.7%
2013	57.1%	2020	61.3%
2014	50%	2021	74.1%
2015	53.9%	2022	60.9%
2016	90%	2023	66.7%
2017	50%	2024	80%

Summary:

- American Indian Graduation Rates fluctuate each year without a clear pattern.
- Based on other Student Groups, chronic absenteeism may be a factor in graduation.

When students are absent, they are not learning.

Chronic Absenteeism Rates by Sub-Group					
Student Groups	District Rates				
	2024	2023	2022	2021	2020
All Students	33.3%	43.5%	31.5%	.2%	
English Learners	29.8%	39.2%	27.8%	0	
Migrant Education	--	--	23.1%	0	Not
Homeless Youth	52.2%	62.5%	47.1%	0	Recorded
Foster Youth	--	--	--	--	Due
Socioeconomically Disadvantaged	34.8%	44.5%	32.3%	.2%	To
Students with Disabilities	38.1%	50.6%	33.6%	.8%	COVID
Two or more Races	40%	--	21.7%	0	
White	0%	--	27.8%	0	
Hispanic or Latino	32.6%	40%	27.2%	0	

American Indian	36%	47.7%	36.9%	.3%	
-----------------	-----	-------	-------	-----	--

Summary:

- Chronic Absenteeism rates, in 2023, were 40% for Hispanic students and 47.7% for American Indian youth.
- American Indian students are more likely to be chronically absent by 7% - 10% over other groups, except for our Homeless Youth.
- There is a correlation between absenteeism and academic achievement.

SPVUSD American Indian Chronic Absenteeism Rates			
Year	Rate	Year	Rate
2017	25.6%	2021	COVID .3%
2018	23.3%	2022	36.9%
2019	22.9%	2023	47.7%
2020	COVID	2024	36%

Summary:

- When data for 2024 is shared in December 2024, there should be a reduction in Native youth chronically absent based on internal data.

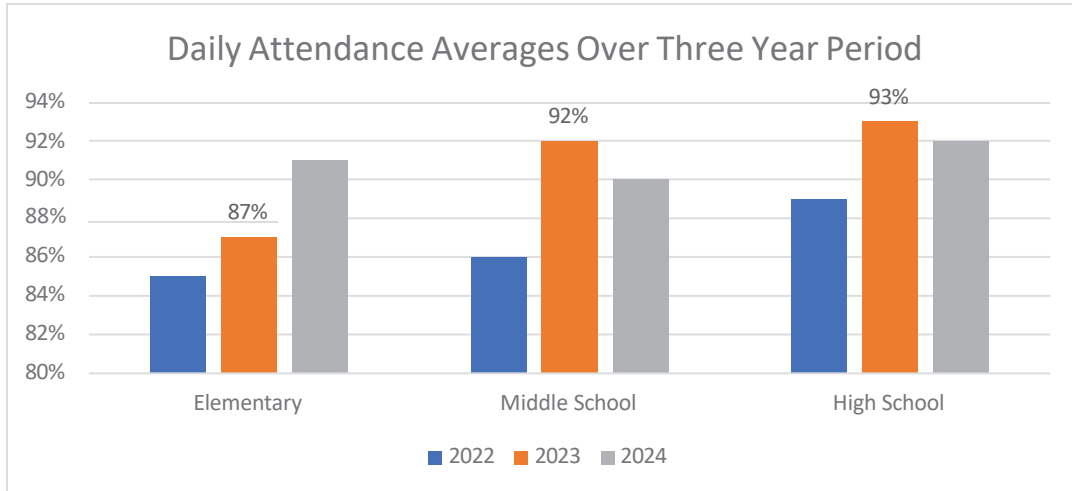
TRUANCY: Counts only unexcused absences. Emphasizes compliance with school rules. Relies on legal and administrative solutions.

CHRONIC ABSENCE: Counts all absences, excused, unexcused, and suspensions. Emphasizes academic impact of missed days. Uses community-based, positive strategies.

Chronic Absenteeism Rates by School Site						
School Site	2023-24	2022-23	2021-22	2021	2020	2019
District, All Students	33.3%	43.5%	31.5%	.2%	Not	17.8%
Elementary	35.8%	51.6%	43.1%	.4%	Recorded due to COVID	23%
Middle School	28.7%	29.3%	24.9%	0%		16.9%
The state does not track chronic absenteeism for high school aged students.						

Summary:

- SPVUSD has seen an improvement in attendance across all grade levels. On most days, attendance has been above the 90% mark.



SPVUSD American Indian Rate Comparisons DISTRICT Wide					
Year	Absenteeism Rate	CAASPP, English Proficiency	CAASPP, Math Proficiency	CAST Science Proficiency	Graduation Rate
2019	22.9%	29.4%	13.1%	11.1%	72.7%
2020	COVID, Unavailable				61.3%
2021	COVID, .3%	12.1%	3.5%	1.9%	74.1%
2022	36.9%	28.3%	5.5%	10.6%	60.9%
2023	47.7%	26.32%	6.16%	11.76%	66.7%
2024	36%	21.52%	5.1%	6.17%	78.3%

Summary :

- Looking at district level data American Indian students have declined in CAASPP, however reviewing site level data, American Indian elementary students increased their achievement by 4.76% in English and 4.76% in math.

School Attendance Review Board (SARB)

California requires everyone between the ages of six and eighteen to attend school. The exception is if the students have passed the California High School Proficiency Exam or graduated from high school. Students who violate these education laws and have a pattern of unexcused absences are put through the School Attendance Review Board (SARB). The idea is to keep students in school and provide them with the resources to be successful. However, SARBs do have the power to refer students and their parents/guardians to court.

TRUANCY: Counts only unexcused absences. Emphasizes compliance with school rules. Relies on legal and administrative solutions.

CHRONIC ABSENCE: Counts all absences, excused, unexcused, and suspensions. Emphasizes academic impact of missed days. Uses community-based, positive strategies.

Population Served by SARB 2023-2024				
Grade Level	California Basic Educational Data System Enrollment	Number of Chronic Absentees (1)	Percent of Students who are Chronic Absentees (2)	Number of Students Referred to SART or SST Meeting (3)
K	32	14	44%	0
1	37	11	30%	5
2	38	12	31%	4
3	49	18	37%	6
4	47	16	34%	10
5	40	13	33%	9
6	36	13	36%	15
7	48	9	19%	17
8	52	8	16%	19
9	34	14	41%	17
10	56	11	20%	16
11	44	16	36%	17
12	43	9	21%	17
Alt Ed	20	15	75%	11
Grand Total	576	179	31%	163

School

Attendance Review Board (SARB) 2023-2024

School Site	# of Native Students
Elementary	0
Middle	3
CDS	0
High School	7
Bill Manes	0

The California Student Progress System consists of assessments:

Smarter Balanced English language arts/literacy (ELA) and mathematics
 California Alternate Assessments for ELA, mathematics, and science
 California Science Test (CAST)

Assessment of Performance and (CAASPP) the following

CAASPP Standard Met or Exceeded Rate: English Language Arts All students in grades three through eight and grade eleven.				
Student Groups	District Rates			
	2024	2023	2022	2021
All Students	20.78%	23.02%	25.2%	16%
English Learners	5.0%	23.64%	9%	6.9%
Migrant Education	7.69%	--	36%	--
Homeless Youth	11.54%	23.81%	7.1%	--
Foster Youth	--	--	--	--
Socioeconomically Disadvantaged	18.54%	22.59%	23.6%	15.9%

Students with Disabilities	4.45%	3.7%	0	2.1%
Two or more Races	--	--	41.7%	--
White	--	--	--	--
Hispanic or Latino	16.93%	17.88%	20.7%	21.1%
American Indian	21.52%	26.32%	28.3%	12.1%
Female	22.64%	29.87%	29.7%	18.7%
Male	18.79%	15.33%	19.4%	12.9%

Summary :

- English Language Learners had the largest drop from 2023 to 2024.
- Migrant Education, Students with Disabilities, and Male students performed better in 2024.

SPVUSD American Indian CAASPP Standard Met or Exceeded Rate: English Language Arts All students in grades three through eight and grade eleven.			
Year	Rate	Year	Rate
2015	23%	2020	Not Recorded due to COVID.
2016	27%	2021	12.1%
2017	22.9%	2022	28.3%
2018	31.7%	2023	26.32%
2019	29.4%	2024	21.52%

Summary :

- Only 11th grade is tested at the high school, so it is not a true growth comparison from year to year.
-

CAASPP Standard Met or Exceeded Rate: Mathematics All students in grades three through eight and grade eleven.				
Student Groups	District Rates			
	2024	2023	2022	2021
All Students	6.21%	5.61%	7.1%	3%
English Learners	5.08%	1.82%	1.5%	1.7%
Migrant Education	--	--	20%	0
Homeless Youth	0%	9.1%	0	--
Foster Youth	--	--	--	--
Socioeconomically Disadvantaged	5.29%	5.28%	6.8%	3.3%
Students with Disabilities	1.47%	0	0	0
Two or more Races	--	--	8.3%	--
White	--	¹¹ --	--	--
Hispanic or Latino	6.21%	4.1%	8.6%	2.8%

American Indian	5.09%	6.16%	5.5%	3.5%
Female	4.73%	5.96%	7.8%	4.2%
Male	8.11%	5.23%	6.3%	1.6%

Summary :

- American Indian children performed within one percent of the previous year.
- Six student groups slightly increased in performance over 2023.

SPVUSD American Indian CAASPP Standard Met or Exceeded Rate: Mathematics Students in grades three through eight and grade eleven			
Year	Rate	Year	Rate
2015	8%	2020	Not Recorded due to COVID.
2016	8%	2021	3.5%
2017	10.4%	2022	5.5%
2018	14.3%	2023	6.16%
2019	13.1%	2024	5.09%

Summary:

- Students are fluctuating in performance from year to year.
- Elementary students are improving at a rate higher than middle or high school.
- Only 11th grade is tested at the high school, so it is not a true growth comparison from year to year.

California Science Test (CAST) Standard Met or Exceeded Students in Grades Five, Eight, and Once in High School				
Student Groups	District Rates			
	2024	2023	2022	2021
All Students	7.69%	8.26%	7.2%	1%
English Learners	2.44%	0	0	0
Reclassified as Fluent English	--	No data	13.3%	--
Migrant Education	--	--	8.3%	--
Homeless Youth	7.14%	--	--	--
Foster Youth	--	--	--	--
Socioeconomically Disadvantaged	6.54%	8.91%	7.3%	0
Students with Disabilities	2.94%	0	0	0

Race NOT Reported	--	--	25%	--
Two or more Races	--	--	--	--
White	--	--	--	--
Hispanic or Latino	6.67%	6.38%	5%	0
American Indian	6.17%	11.76%	10.6%	1.9%
Female	9.38%	9.43%	7.1%	0
Male	5.48%	7.14%	7.3%	1.8%

Summary:

- Females are outperforming males in science.
- American Indian youth scores declined, however 65.43% Nearly Met the Standard. To break the data down by school site, the rates are as follows:

SPVUSD SCIENCE			
California Science Test (CAST) Standard Met or Exceeded			
Students in Grades Five, Eight, and Once in High School			
School	2024	2023	2022
District Rate	7.69%	8.26%	7.2%
Elementary	17.50%	9.38%	7.1%
Middle School	3.92%	7.5%	10%
High School	5.13%	8.33%	2.6%

Summary:

- Grade 5: American Indian students had 15% Met or Exceed Standard, 40% Nearly Met Standard, 45% Standard Not Met
- Grade 8: American Indian students had 3.7% Met or Exceed Standard, 70.37% Nearly Met Standard, 25.93% Standard Not Met
- High School: American Indian students had 2.94% Met or Exceed Standard, 76.47% Nearly Met Standard, 20.59% Standard Not Met

SUSPENSION RATES

The State of California will release 2023-2024 Suspension Rates in December 2024 (tentatively).

SPVUSD				
Suspension Rates				
Student Groups	District Rates			
	2023-24	2022-23	2021-22	2020-21
All Students	8.5%	7.2%	6.9%	No Data
English Learners	7%	6.4%	6.8%	
Migrant Education	--	--	2.5%	
Homeless Youth	13.6%	13%	2.9%	
Foster Youth	--	--	--	

Socioeconomically Disadvantaged	9%	7.5%	7%	Available during COVID.
Students with Disabilities	8.7%	5.3%	10.3%	
Two or more Races	0%	8.7%	12.5%	
White	0%	5.9%	5.6%	
Hispanic or Latino	7.4%	5.9%	5.7%	
American Indian	10.9%	8.3%	7.7%	
Source : California School Dashboard, caschooldashboard.org				

Summary :

- Rates are in line with previous years. SPVUSD is attempting restorative practices and other Social Emotional Learning (SEL) strategies to support the well-being and growth of students.

SPVUSD American Indian Suspension Rate			
Year	Rate	Year	Rate
2012	26.8%	2019	25.2%
2013	24.4%	2020	7.1%
2014	25.6%	2021	Not recorded. COVID.
2015	20.9%	2022	7.7%
2016	22.3%	2023	8.3%
2017	7.6%	2024	10.9%
2018	7.7%	2025	--

SCHOOL SITE SPECIFIC DATA

Graduation Rates				
School Site	2023-24	2022-23	2021-22	2020-21
High School	86.4%	79.5%	78.7%	84.4%
Bill M. Manes	--	--	--	63.6%

Summary:

With the emphasis on high school completion and post-secondary choices, we are anticipating rising graduation rates as we continue to implement supports to guide high school students.

SPVUSD College and Career Indicator Preparation Rate				
School Site	2023-24	2022-23	2022	2021
DISTRICT	28.6%	20.4%	13.2%	19.5%
High School	31.8%	25%	13.5%	29.6%

Summary:

As additional opportunities are created, the College and Career Indicator will rise.

SPVUSD College and Career Indicator Preparation Rate by Student Group				
Student Group	2024	2022-2023	2022	2021
All Students	28.6%	20.4%	13.2%	19.5%
English Learners	23.1%	16.7%	New Indicator. Student Group information not previously documented by California Department of Education. Go to CaSchoolDashboard.org to learn more about student data. -- represents there was too small a participation group so they were not assigned a percentage for reporting	
Migrant Education	--	--		
Homeless Youth	--	--		
Foster Youth	--	--		
Socioeconomically Disadvantaged	29.8%	19.2%		
Students with Disabilities	--	--		
Two or more Races	--	--		
White	--	--		
Hispanic or Latino	27.3%	22.7%		
American Indian	27.3%	13%		

SPVUSD English Language Arts CAASPP Standard Met or Exceeded Rate: ELA Students in Grades Three through Eight and Grade 11				
School	2024	2023	2022	2021
District Rate	20.78%	23.02%	25.2%	16%
Elementary	18.32%	16.38%	16.7%	7.6%
Middle School	19.85%	22.9%	27.2%	24.2%

High School	33.33%	37.5%	40%	--
-------------	--------	-------	-----	----

Summary: Fifth grade students rose, in English, by almost 2% over the previous year's group.

SPVUSD MATHEMATICS CAASPP Standard Met or Exceeded Rate: Mathematics Students in Grades Three through Eight and Grade 11				
School	2024	2023	2022	2021
District Rate	6.21%	5.61%	7.1%	3%
Elementary	11.45%	6.83%	7%	1.5%
Middle School	1.52%	2.27%	7.5%	4.5%
High School	4.88%	12.12%	7.5%	--

Summary: The Elementary rose, in math, 4.62% over the previous year, which gave the District rate a bit of a bump. Overall, measures have been put in place to better support Middle School in math.

American Indian CAASPP Standard Met or Exceeded Rate Students in Grades Three through Eight and Grade 11			
School	2024	2023	2022
ELA HS	36.8%	41.17%	47.06%
Math HS	5.56%	18.18%	5.88%
ELA MS	21.92%	31.89%	27.84%
Math MS	0%	2.86%	5.26%
ELA ES	17.46%	12.70%	21.88%
Math ES	11.11%	6.35%	6.25%

Summary: American Indian students increased in both math and English at the Elementary level.

CHRONIC ABSENTEEISM and SUSPENSIONS

ALL 2024 absenteeism data and suspension/discipline data will be available in December 2024. Educational partners can access that information via <https://www.caschooldashboard.org/>

TRUANCY: Counts only unexcused absences. Emphasizes compliance with school rules. Relies on legal and administrative solutions. **CHRONIC ABSENCE:** Counts all absences, excused, unexcused, and suspensions. Emphasizes academic impact of missed days. Uses community-based, positive strategies. **SUSPENSION RATES:** The State of California will release 2024 Suspension Rates in December 2024.

SPVUSD Chronic Absenteeism				
School	2024	2023	2022	2021
District Rate	33.3%	43.5%	31.5%	.2%
Elementary	35.8%	51.6%	43.1%	Data not available. COVID
Middle School	28.7%	29.3%	24.9%	
High School	The State does not track HS chronic absenteeism.			

Summary:

Chronic absenteeism impacts achievement. When students are not in school, they are not learning. SPVUSD has instituted interventions and incentives to encourage positive attendance in the 2023-2024 and we saw success.

SPVUSD Suspension Rate							
School	2024	2023	2022	2021	2020	2019	2018
District Rate	8.5%	7.2%	6.9%	Not available.	6.3%	25.9%	6.9%
Elementary	3.6%	6.3%	4.4%	COVID	3.9%	20.7%	2.8%
Middle School	8.3%	9.3%	8.2%		10.2%	39.1%	14.8%
High School	15.7	5.7%	8.6%		5.5%	25.5%	5%

Summary:

Suspension rates have remained fairly steady. There is an effort to provide social emotional and mental health support services to mitigate some of the behaviors presented in the school environment.

Bill Manes High School Mission and Vision

The mission at Bill M. Manes Alternative High School is to provide a high-quality standards-based education in an alternative setting from the comprehensive high school so that a student can improve academic skills and successfully return to graduate from high school.

Bill Manes Enrollment by Ethnicity					
Ethnicity	2019-2020	2020-2021	2021-2022	2022-2023	2023-2024
American Indian	61%	60%	82%	76%	69%
Hispanic	28%	16%	6%	18%	15%
White	8%	12%	6%	0	8%
Two or more	3%	12%	6%	6%	8%
Due to the small number of students who generally participate in standardized testing, Bill Manes does not receive performance indicators on the California School Dashboard.					

SUMMARY: SPVUSD is encouraging students to return to the high school main campus as the curricular expectations are the same as well as the teachers. Students attending Bill Manes need to view it as a school to reestablish their focus and goals.

SPECIAL EDUCATION INFORMATION

The breakdown throughout all grade levels and disability categories is as follows:

Disability Category	Number of Students				
	2019-2020	2020-2021	2021-2022	2022-2023	2023-2024
Autism	11	11	12	18	18

Deafness	-	-	-	-	-
Deaf-blindness	-	-	-	-	-
Emotional Disturbance	5	5	4	4	2
Hard of Hearing	-	-	-	1	2
Intellectual Disabilities	5	7	7	6	5
Multiple Disabilities	1	1	1	1	1
Other Health Impairment	7	6	9	8	8
Orthopedic Impairment	-	-	-	-	-
Specific Learning Disability	65	63	56	59	51
Speech-Language Impairment	33	30	28	14	40
Traumatic Brain Injury	-	-	-	-	-
Visual Impairment	-	-	-	-	-
Total	127	123	117	111	127

Special Education Grade Level	Number of Students				
	2019-2020	2020-2021	2021-2022	2022-2023	2023-2024
Pre-Kindergarten - Second	34	27	27	14	12
Third – Fifth	31	30	23	23	28
Sixth – Eighth	24	33	31	31	37
Ninth – Twelfth	38	33	36	43	50
Total	127	123	117	111	127

SPVUSD students with disabilities fluctuates from year to year. Currently, the District has a Special Education Director, a contracted Speech-Language Pathologist for preK-12 on-campus students, six (6) Special Education Teachers, nine (9) Paraprofessionals, and a full-time School Psychologist.

SPVUSD also works with Quechan Head Start which is located within its geographical boundaries that are in need of early intervention or special education services to meet components of the Individuals with Disabilities Education Act (IDEA) that requires SPVUSD to locate, identify, and evaluate all children with disabilities, aged birth through 21.

SPVUSD also receives Imperial County Office of Education (ICOE) nurse, occupational therapy, behavioral support, visual impairment, orientation & mobility, and adapted physical education therapy services to support needs of SPVUSD’s students with disabilities. Students are also referred to Imperial County Behavioral Health Services (ICBHS), California’s Children Services (CCS), Child Abuse Treatment Program (CHAT), or any other District, County, and Tribal resources or organizations.

Section 504

Congress enacted Section 504 of the Rehabilitation Act of 1973 as a civil rights statute designated to prevent discrimination against individuals with disabilities. Section 504 is a federal law designed to protect the rights of individuals with disabilities in programs and activities that receive Federal financial assistance from the U.S. Department of Education (ED). Section 504 provides: “No otherwise qualified individual with a disability in the United States ... shall, solely by reason of her or his disability, be excluded from the participation in, be denied the benefits of, or be subjected to discrimination under any program or activity receiving Federal financial assistance...”

Special Education Budget Information

Special Education Revenue	2019-2020	2020-2021	2021-2022	2022-2023	2023-2024
Federal IDEA	\$167,827	\$156,516	\$160,114	\$160,114	\$161,156
State SELPA	\$117,322	\$85,645	\$105,624	\$129,456	\$128,570
Total Funding	\$285,149	\$242,161	\$265,738	\$289,570	\$289,726
Total Expenses	\$1,554,611	\$1,523,999	\$1,695,689	\$1,796,278	\$2,138,748
Additional District Contribution (MOE)	\$1,269,462	\$1,281,838	\$1,429,951	\$1,506,708	\$1,849,022

2023-2024 Senior Scholarships

ELKS Vocational \$1,500	Ann Hanks \$150	Albert DeCorse Memorial Scholarship (\$500)	AWC Raffle
Henrietta Vazquez	Karra Johnson	Karra Johnson	Bear Gonzalez-300 Alyssa Rosales- 1000
ACSA \$500	Strong Hearts Scholarship- \$800	Rufus and Celia Espino Memorial Scholarship- \$1300	
Karra Johnson	Karra Johnson	Henrietta Vazquez	

College and Career Activities Provided High School Students

Financial Aid

- Parent Senior Night: FAFSA Update and FSAID
 - November 2023, December 2023
- FAFSA Night - February 2024, March 2024, May 2024

Scholarship Sessions / Presentations

- Scholarship Sessions with Guidance and Family Coordinator
 - October 2023 through April 2024
- IVROP Scholarship Session
 - February 2024

- Arizona Western College Warrior to Matador Event
 - April 2024- During the event two seniors won scholarship raffles.
 - 1st Scholarship Raffle \$300
 - 2nd Scholarship Raffle: AWC presidential Scholarship- scholarship will cover 2 years of tuition.
- Quechan Higher Student Presentation- Scholarship
 - May 2024
- SPVHS Scholarship and Award Night
 - May 2024
 - The total amount scholarship money is still pending.
 - Workshop
 - I got a Scholarship, now what?

Post Ed: College and Career Sessions

- Senior Seminar Session by Ms. Kenia (Sessions regarding Post-Ed, scholarships, FAFSA, etc.)
 - September 2023 through April 2024
- San Diego State University RISE Program (Research, Innovation, Student Engagement)- Imperial Valley
 - Program Introduction Presentation- August 2023- **34 students.**
 - SDSU RISE Student Meetings (Twice a month)- September 2023 through April 2024 – **22 student participants**
- Grand Canyon University Presentation
 - August 2023 – **29 students**
- Grand Canyon University Presentation Admissions Day
 - September 7, 2023 – **12 students**
- Arizona Western College Admissions and Major Presentation
 - September 2023 – **27 students**
- Arizona Western College Admission Rep Visit
 - Once a month (September 2023 through April 2024)
- Arizona Western College- College Assistant Migrant Program Presentation
 - September 2023
 - Only **5** students qualify to apply for the program.
- Arizona Western College- TRIO KEYS Program Presentation
 - September 2023
- IVROP Resume Workshop
 - October 2023
- Arizona Western College: Junior and Senior Day
 - November 2023 – **38 students**
- Arizona Western College Admissions Day

- December 2023- **35 students (all applied for admissions at AWC)**
- IVROP Mock Interviews (Seniors)
 - February 2024
- SDSU RISE- Imperial Valley: Technology Nursing School of Nursing Tour (Brawley)
 - March 2024 – **6** students participated.
- Arizona Western College Warrior to Matador Event
 - April 2024
 - **18** students participated- all students were able to register for 2024 fall semester, and attended a resource fair, campus tour and presentations.
 - **Hispanic 10**
 - **Native American 8**
- Arizona Western College TRIO KEYS Advising Sessions for fall 2024.
 - May 2024
 - **12** students have applied to the program

Career Expos / Higher Ed Week

- Imperial Valley College- College and University Day
 - September 2023 – **42 students**
- Higher Ed Week I
 - September 2023- **Juniors and Seniors**
- Arizona Western College Transfer and Career Expo
 - October 2023
- Arizona Southwest Career and Trade Expo (9th-12th)
 - March 2024
- SPVUSD Career Expo
 - April 2024- 9TH – 12TH
- Higher Ed Week II
 - May 2024 – 9th- 12th

Workshops

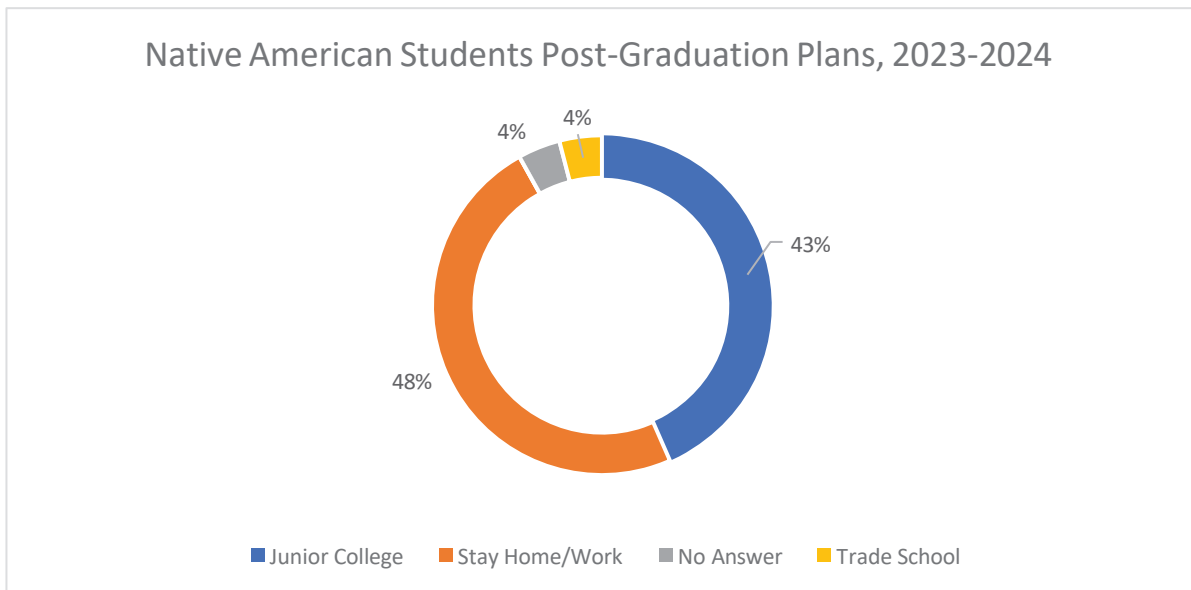
- SPPACE (San Pasqual Academic Course Engagement) Workshops
 - KEYS to Success (August, September and January Sessions)
 - Financial Aid: How Do I pay for College- September 2023
 - College Planning: Are you ready for your Senior to fly the nest?
- Parenting Center (Collaboration with Mrs. Alvarez)
 - Technology Parent Meeting- January 2024
 - Cyber Bullying – February 2024
 - Understanding Parent Vue – April 2024
 - Overview Session + Understanding CalKids – May 2024

Educational Opportunities for Students

- Girl State- Summer 2024

- Junior student will be attending Girl State 2024
- University California Connections Summer Program 2024
 - Sophomore student will be attending (Migrant program will be funding female student to attend)
- Cesar Chavez Leadership Conference 2024
 - UC Davis
 - **9 students**
- IVROP Career Technical Education Leadership Conference (Calexico- Ag students only)
 - **October 2023- 6 students**
- Imperial Valley College Talent Search Program
 - **10 Senior Participants**
- SPVHS Student Service-Learning Program
 - Community Service- Food box distribution or other events
 - Number of students various each month from 3 to 9 students

Post-Graduation Plans



Summary:

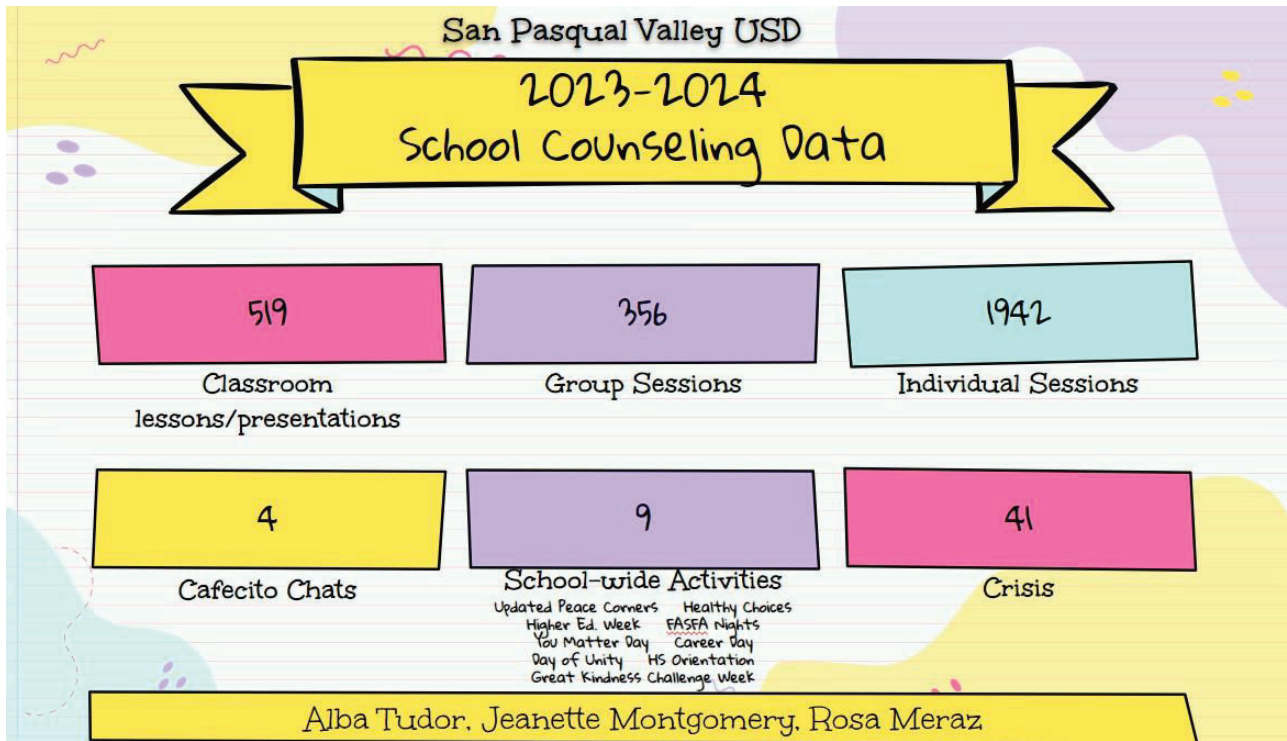
Four percent of the students equates to one student out of 23 Native American seniors.

SPVUSD SOCIAL EMOTIONAL LEARNING and MENTAL HEALTH SUPPORT

SCHOOL SITE COUNSELORS

During the 2023-2024 school year, the Counseling Team supported 100% of SPVUSD’s student population. Synergy is currently showing that at the elementary and middle school all students received

Tier 1 counseling services (including Minute Meetings, Counseling Classroom Lessons, schoolwide initiatives and activities in all 3 domains: academic, social-emotional, and college & career readiness).




Summary:

- The three school site counselors provided 1,942 individual student sessions in 2023-2024.
- The counselors facilitated 356 group sessions.
- Provided 519 classroom lessons/presentations across the district.
- Organized nine school-wide activities.
- Managed 41 Crisis Intervention/Assessments for students, which can include suicidal ideation, various forms of abuse, etc.

In addition to counselors there are tiered supports in-district and resources out of district that students have access. Three Counselors, one Mental Health Specialist, one CHAT Therapist, and one Psychiatrist provide services to our students. Counselors also provide Social-Emotional Learning opportunities within and outside of the classroom.

MENTAL HEALTH SUPPORT and SERVICES

SCHOOL BASED MENTAL HEALTH SPECIALIST



School Based Mental Health Support & Services San Pasqual High School Grades 9-12

Mental Health Counseling Services

On-site counseling to support students' emotional and psychological well-being, helping them manage stress, anxiety, and other mental health concerns.

Student Support Groups

Student support groups where they can share their experiences and learn coping strategies in a supportive environment and connect with peers.

Mental Health Education

Provides education and training for school staff to equip them with the knowledge and skills to recognize mental health challenges in students, ensuring they can support students effectively.

Classroom Presentations

Provides classroom lessons on topics of mental health education: Stress management, Anxiety, Depression, Suicide prevention, and mental health awareness.

Community Resources

Connect students and families with community resources and external mental health services.

School Based Mental Health Specialist Data 2023-2024

Total # of High School students (9-12) serviced:
96

Group sessions:
34

Crisis intervention sessions:
28

Referrals to outside agency (IHS & ICBH):
6

Individual sessions (counseling, case management, brief mental health/emotional support):
249

Outreach events:
6 (1xmonthly)

Classroom Lessons

8 classroom lessons

OUTREACH, CASE MANAGEMENT, ADVOCACY, and DIRECT SERVICES

LICENSED CHAT THERAPIST

The following data was collected by our CHAT Therapist from the 2023-2024 school year. The therapist is funded under the Victim of Crime, she has advocacy and outreach obligations for SPVUSD students that often involve coordination with CPS, law enforcement, and the judicial system.

Types of issues that the therapist treats include problems related to mental health diagnoses, child abuse, trauma, and community violence or crime victims.

Demographics									
Reporting Period	# of Clients	Hispanic	Native American	Mixed Race	Male	Female	Other Gender	Age 0-12 (Elementary)	Age 13-17 (MS and HS)
July 2023-Sept 2023	18	4	13	1	8	10	0	4	14
Oct-2023-Dec 2023	32	2	26	4	14	18	0	3	29
Jan 2024-Mar 2024	36	6	30	0	13	23	0	7	29
Apr 2024-July 2024	47	9	35	3	19	28	0	4	43

Reporting Period	Special Populations			Primary Services (See Descriptions)			
	Homeless	LGBTQ	IEP/cognitive/physical/mental disability/504	Referrals	Case Management Services	Therapy Sessions	Crisis Counseling
July 2023-Sept 2023	1	7	6	88	83	34	8
Oct-2023-Dec 2023	1	9	11	147	140	72	10
Jan 2024-Mar 2024	3	8	14	179	129	101	8
Apr 2024-July 2024	4	9	18	227	166	129	18

Reporting Period	Victimization Type (at Intake, see description of diagnoses and reasons for services for details)						
	Bullying	Physical Abuse	Child Pornography	Sexual Abuse	Domestic Violence	Human Trafficking	Kidnapping
July 2023-Sept 2023	18	18	0	11	18	3	0
Oct-2023-Dec 2023	29	32	0	19	32	2	1
Jan 2024-Mar 2024	31	35	1	19	34	2	0
Apr 2024-July 2024	37	45	1	20	41	1	1

Reporting Period	Victimization Type (at Intake, see description of diagnoses and reasons for services for details)					
	Vehicular Victimization	Teen Dating Violence	Stalking	Violation of court order	Emotional Abuse	Parental Substance Abuse
July 2023-Sept 2023	1	2	2	0	18	18
Oct-2023-Dec 2023	0	3	6	1	32	27
Jan 2024-Mar 2024	0	3	7	0	36	25
Apr 2024-July 2024	1	2	5	0	47	35

STATISTICS TO ACKNOWLEDGE

Statistics to Acknowledge: 13 out of 18 clients/students served from July 2023 - Sept 2023 were Native American (72%)
 Statistics to Acknowledge: 26 out of 32 clients/students served from Oct 2023 - Dec 2023 were Native American (81%)
 Statistics to Acknowledge: 30 out of 36 clients/students served from Jan 2024 - March 2024 were Native American (83%)
 Statistics to Acknowledge: 35 out of 47 clients/students served from April 2024 - July 2024 were Native American (74%)

IMPACT AID GENERAL BUDGET INFORMATION

The following pages include data pertaining to:

- General Budget Comments
- Impact Aid Application – Section 7003 Information
- Grant Information
- Indian Policies and Procedures BP 1270 (Updated 11/09/2021)

GENERAL BUDGET COMMENTS

(As of September 2024)

To date the additional funding combined with general funds has been used for the following:

- As of September 30th, ESSER/COVID/ELO-P funding has been used for the following: Extended Summer and After School Programs, 15 additional Student Days, Student home libraries, Improved technology, Increased College tours and Field Trips, New playground equipment, Security cameras, Bathroom updates, Refurbish Middle School Gym, Additional rooms on High School Gym, New Bleachers, Marquee and New roofs.

The district is currently working on the following projects:

- Improvements to Softball Field, Cafeteria Generator, and demolishing building surrounding Middle School Gym.
- Student enrollment has decreased by 20% over the last nine years. This declining enrollment greatly affects our LCFF, Impact Aid and categorical funding. As the community decreases in the number of RV parks and other alternative housing, SPVUSD's enrollment is greatly impacted.
 - 2015-16: 725 students
 - 2016-17: 712 students
 - 2017-18: 690 students
 - 2018-19: 686 students
 - 2019-20: 653 students
 - 2020-21: 609 students
 - 2021-22: 605 students
 - 2022-23: 591 students, 605 with Pre-Kindergarten included
 - 2023-2024: 600 students, with Pre-Kindergarten included
 - 2024-2025: 580 students, with Pre-Kindergarten included
- The district will conduct the Annual Impact Aid count on October 31st, 2024, using the Source Document Process instead of the Survey Forms.
- The Elementary School and Middle School both received Comprehensive School Improvement (CSI) funding which funds an additional teacher at each site.
- The district has settled negotiations with SPTA through June 2025 and the CSEA through June 2026.

IMPACT AID - SECTION 7003

APPLICATION INFORMATION

Impact Aid (Title VIII to Public Law 107-110) was enacted in 1950 as a reform program to replace temporary payments intended to enable local school districts to provide education for the children who live on federal property or have parents/guardians who work on federal property. Title VIII authorizes a direct general aid payment to the impacted school district's general fund for the maintenance and operation of the educational program.

The San Pasqual Valley Unified School District received over \$4,800,000 in Impact Aid Revenue in 2023-2024. This is approximately 23% of the total 2023-2024 annual general fund revenues. This funding equates to the salary of thirteen teachers, fifteen classified personnel and supports education programs, construction of and general maintenance of the facilities and equipment purchases.

General information on the Impact Aid, Section 7003, 2024 application is as follows:

- Eighty -two students with disabilities resided on eligible Indian lands (Fort Yuma Reservation)
- Seven students resided on Federal property on which parents are employed. (Imperial Dam Camp)
- Four hundred and 27 students resided on eligible Indian lands. (Fort Yuma/Quechan Indian Reservation) *excluding students with disabilities mentioned above.*

Membership and Average Daily Attendance Data

Total number of children enrolled in the preceding school year was 610 for 2022-23 school year and 604 for 2023-2024 on the respective survey date.

GRANTS SPECIFICALLY FOR AMERICAN INDIAN OR ALASKA NATIVE STUDENTS

Title VI- Performance Grant 2023-24

Pre-Kindergarten through 12th grade, supports local educational agencies in their efforts to reform elementary school and secondary school programs that serve Indian students in order to ensure that such programs – (1) are based on challenging state academic content and student academic achievement standards that are used for all students; and (2) are designed to assist Indian students in meeting those standards.

Annual Application

\$110,040

American Indian Early Childhood Education (AIECE) Program 2023-2024

Pre-Kindergarten through 4th grade, funding provided for the development and testing of educational models that increase competence in reading, language arts, mathematics and self-esteem.

Annual Application

\$58,000

ADDITIONAL INFORMATION

**Per a request during a
District Indian Parent Advisory Committee (DIPAC)
September 2023 meeting the following information is included.**

The following demonstrates the coursework students take in any given year. This can change based

**SAN PASQUAL VALLEY HS 4-YEAR PLAN AT -A-GLANCE
H.S. GRADUATION & CSU/UC Eligibility Requirements (A-G)/CTE**

Subjects	H.S.	College (grades of C or higher required)	9 th	10 th	11 th	12 th
a. English	4 years 40 credits	4 years	English 9A English 9B	English 10A English 10B	English 11A English 11B	English 12A English 12B English 101/102*
b. History	3 years 30 credits	2 years		World History A World History B	US History A US History B	Civics Economics
c. Mathematics	3 years 30 credits	3 years 4 years recommend d	Algebra IA Algebra IB Basic Skills Math	Geometry A Geometry B	Algebra II A Algebra II B	Consumer Math Math Analysis
d. Lab. Science (physical & life)	2 years 20 credits	2 years 3 years recommend d	Introduction to Agriscience (life)	Chemistry (Physical) Biology (life) Ag Bio (life)	Earth & Space Science (physical) Environmental Science (ph)	Advanced Ag (ph)
e. World Language	1 year 10 credits	2 years 3 years recommend d	Spanish I Spanish II			
f. Visual/Performing Arts	1 year 10 credits	1 year	Basic Art / Art II / Art III Art History 101/102* Ceramics	Drama		
g. PE	2 years. 20 credits	none	Physical Education (P.E.)			
h. Computers	1 year 10 credits		Computer Tech (2158)			
i. Electives	70 credits	1 year	College & Career (9 or 12)	Intro to Psychology Ethnic Studies College & Career Yearbook English Language Development	ASB Contemporary Issues Robotics Tech Warriors	
CTE Pathway	Ag. Science Pathway	none	Intro to Ag → Ag. Bio → Ag. Bio →	Ag. Bio →	Advanced Ag. Science	
CTE Pathway	Education Pathway	none	Intro to Education I	Capstone Course for Education Pathway		
Total Credits Req.	230 credits					
Attendance	min. 90%	every year				
GPA	min. 2.0	every semester				
COLLEGE ENTRANCE TESTS	if required	SAT or ACT	PSAT in October ASAB*	PSAT in October	PSAT Oct & SAT/ACT in Spring - subject tests if required	SAT/ACT (2 nd time) by Dec.

on passing or failing a class, but the structure is similar for all students at the high school level.

COUNSELOR CONFERENCE
Student:

Graduation Requirements →	Minimum GPA: 2.0	Minimum Attendance Rate: 90% if attendance is below 90%, student must make-up absences with Saturday School and/or tutoring after school	Credits Earned: 230	Complete FAFSA
My current information:				Yes/ No
Courses I need to retake:				
Post-Graduation Plan:				
	I understand graduation requirements include earning 230 credits, a 90% attendance rate, minimum 2.0 GPA, and any failed courses need to be taken again.			
Counselor Signature & Date:	<input checked="" type="checkbox"/>	Date:		
Student Signature & Date:	<input checked="" type="checkbox"/>	Date:		
Parent/Guardian Signature & Date:	<input checked="" type="checkbox"/>	Date:		

Please return signed form to school by _____

These images represent all the current A-G courses approved through the UCOP, the State of California's authorizing agent. Each course falls into one of the A-G subject categories to meet the admission requirements of various colleges and universities and is worth 10 credits.

Some of these courses have never been taught in SPVUSD, however we wanted to be prepared in the event we are able to either work it into the schedule or find a teacher to instruct courses, for instance, music. SPVUSD has tried multiple times to hire a music teacher, to no avail, which is why we moved to having two art teachers. The highlighted courses are those that are either new OR we were able to get the course A-G approved when they were not before.

San Pasqual Valley High School
A-G Approved Courses
2023-2024

College Board	School Name	Course Title	A-G Subject Area
053788	SPVHS	Advanced Agri-Science	Science (D)
053788	SPVHS	Advanced Ceramics	Visual & Performing Arts (F)
053788	SPVHS	Advanced Construction	College-Preparatory Elective (G)
053788	SPVHS	Ag Animal	Science (D)
053788	SPVHS	AG Mechanics	College-Preparatory Elective (G)
053788	SPVHS	Ag Plant	Science (D)
053788	SPVHS	Agriculture Leadership	College-Preparatory Elective (G)
053788	SPVHS	Agriculture Science	College-Preparatory Elective (G)
053788	SPVHS	Algebra 1 Intervention	College-Preparatory Elective (G)
053788	SPVHS	Algebra 2 A&B	Mathematics (C)
053788	SPVHS	Algebra 2 Intervention	College-Preparatory Elective (G)
053788	SPVHS	Algebra I A&B	Mathematics (C)
053788	SPVHS	American Literature	English (B)
053788	SPVHS	Anatomy and Physiology	Science (D)
053788	SPVHS	AP 2D Art and Design	Visual & Performing Arts (F)
053788	SPVHS	AP 3D Art and Design	Visual & Performing Arts (F)
053788	SPVHS	AP English Literature and Composition	English (B)
053788	SPVHS	AP United States History	History / Social Science (A)
053788	SPVHS	AP World History	History / Social Science (A)
053788	SPVHS	Art 2, 3 & 4	Visual & Performing Arts (F)
053788	SPVHS	Art History	Visual & Performing Arts (F)
053788	SPVHS	Art I A&B	Visual & Performing Arts (F)
053788	SPVHS	Art II A&B	Visual & Performing Arts (F)
053788	SPVHS	Associated Student Body	College-Preparatory Elective (G)
053788	SPVHS	Basic Art 1 A&B	Visual & Performing Arts (F)
053788	SPVHS	Beginning Band	Visual & Performing Arts (F)
053788	SPVHS	Beginning Dance	Visual & Performing Arts (F)
053788	SPVHS	Biology A&B	Science (D)
053788	SPVHS	Calculus	Mathematics (C)
053788	SPVHS	Career Choices	College-Preparatory Elective (G)
053788	SPVHS	CTE Agricultural Biology	Science (D)
053788	SPVHS	Ceramics	Visual & Performing Arts (F)
053788	SPVHS	Ceramics II	Visual & Performing Arts (F)
053788	SPVHS	Ceramics III	Visual & Performing Arts (F)
053788	SPVHS	Ceramics IV	Visual & Performing Arts (F)
053788	SPVHS	Chemistry	Science (D)
053788	SPVHS	Chemistry II	Science (D)
053788	SPVHS	Child Development	College-Preparatory Elective (G)
053788	SPVHS	Choir	Visual & Performing Arts (F)
053788	SPVHS	Civics	History / Social Science (A)
053788	SPVHS	Coding and Gaming	College-Preparatory Elective (G)
053788	SPVHS	College Algebra	Mathematics (C)
053788	SPVHS	College and Career Planning	College-Preparatory Elective (G)
053788	SPVHS	Computer Applications	College-Preparatory Elective (G)
053788	SPVHS	Computer Education	College-Preparatory Elective (G)

San Pasqual Valley High School
A-G Approved Courses
2023-2024

053788	SPVHS	Computer Graphics	College-Preparatory Elective (G)
053788	SPVHS	Computer Technology Foundations	College-Preparatory Elective (G)
053788	SPVHS	Computerized Office Applications	College-Preparatory Elective (G)
053788	SPVHS	Consumer Math	College-Preparatory Elective (G)
053788	SPVHS	-Contemporary Composition	English (B)
053788	SPVHS	Contemporary Issues	History/ Social Science (A)
053788	SPVHS	CSU EXiPOSitory Reading and Writing 3.0 (12th)	English (B)
053788	SPVHS	Debate 1	College-Preparatory Elective (G)
053788	SPVHS	Desktop Publishing	College-Preparatory Elective (G)
OS3788	SPVHS	Digital Media	College-Preparatory Elective (G)
053788	SPVHS	Drama I	Visual & Performing Arts (F)
OS3788	SPVHS	Drama II	Visual & Performing Arts (FI)
053788	SPVHS	Dual Enrollment Support	College-Preparatory Elective (G)
053788	SPVHS	Earth & Space Science E	Science (D)
053788	SPVHS	Ecology	Science (D)
053788	SPVHS	Economics	College-Preparatory Elective (G)
053788	SPVHS	English 10 A&B	English (B)
053788	SPVHS	English 101	English (B)
053788	SPVHS	English 11 A&B	English (B)
053788	SPVHS	English 12 A&B	English (B)
053788	SPVHS	English 9 A&B	English (B)
053788	SPVHS	Environmental Science	Science (D)
053788	SPVHS	ERWC 11/ ELD	English {B)
053788	SPVHS	Ethnic Studies	College-Pre(J)aratory Elective (G)
053788	SPVHS	Foundations of Personal Wellness A&B	College-Preparatory Elective (G)
053788	SPVHS	Geography	College-Preparatory Elective (G)
053788	SPVHS	Geometry A&B	Mathematics (C)
053788	SPVHS	Get Focused, Stay Focused	College-Preparatory Elective (G)
053788	SPVHS	Graphic Arts	Visual & Performing Arts (F)
053788	SPVHS	Graphic Design 1	College-Preparatory Elective (G)
053788	SPVHS	Graphic Design 2	College-Preparatory Elective (G)
053788	SPVHS	Guitar I	Visual & Performing Arts (F)
053788	SPVHS	Guitar II	Visual & Performing Arts (FI)
053788	SPVHS	Guitar III	Visual & Performing Arts (F)
053788	SPVHS	Health	College-Preparatory Elective (G)
053788	SPVHS	Health/Wellness	College-Preparatory Elective (G),
053788	SPVHS	Honors Biology	Science (D)
053788	SPVHS	Honors English 10 A/B	English (B)
053788	SPVHS	Honors English 9A/B,	English (B)
053788	SPVHS	Horticulture Plant Production	Science (D)
053788	SPVHS	Humanities	College-Preparatory Elective (G)
053788	SPVHS	Integrated Science	Science (D)
053788	SPVHS	Intermediate Ceramics (3-D Art)	Visual & Performing Arts (F)
053788	SPVHS	Intro to Agri-Science	College-Preparatory Elective (G)
053788	SPVHS	Intro to Psychology	College-Preparatory Elective (G)
053788	SPVHS	Introduction to Agri-Science	Science (D)

San Pasqual Valley High School
A-G Approved Courses
2023-2024

053788	SPVHS	Introduction to Business	College-Preparatory Elective (G)
053788	SPVHS	Introduction to Psychology/Sociology	College-Preparatory Elective (G)
053788	SPVHS	Introduction to Sociology	College-Preparatory Elective (G)
053788	SPVHS	Life Science	Science (D)
053788	SPVHS	Life Science A	Science (D)
OS3788	SPVHS	Life Skills	College-Preparatory Elective (G)
053788	SPVHS	Math Analysis	Mathematics (C)
053788	SPVHS	Mechanical Drawing	College-Preparatory Elective (G)
053788	SPVHS	Medical Assistant	College-Preparatory Elective (G)
053788	SPVHS	Mexican American History	History/ Social Science (A)
053788	SPVHS	Music Appreciation	Visual & Performing Arts (F)
053788	SPVHS	Native American Studies	College-Preparatory Elective (G)
053788	SPVHS	Personal Finance	Mathematics (C)
053788	SPVHS	Photography	Visual & Performing Arts (F)
053788	SPVHS	Physical Science	Science (D)
053788	SPVHS	Physics 1 & 2	Science (D)
053788	SPVHS	Pre-Calculus	Mathematics (C)
053788	SPVHS	Robotics	College-Preparatory Elective (G)
053788	SPVHS	Senior Seminar	College-Preparatory Elective (G)
053788	SPVHS	Spanish for Fluent Speakers	Language Other than English (E)
053788	SPVHS	Spanish I A&B	Language Other than English (E)
053788	SPVHS	Spanish II A&B	Language Other than English (E)
053788	SPVHS	Speech	College-Preparatory Elective (G)
053788	SPVHS	Statistics	Mathematics (C)
053788	SPVHS	Strength Training and Conditioning	College-Preparatory Elective (G)
053788	SPVHS	Technology	College-Preparatory Elective (G)
053788	SPVHS	Trigonometry	Mathematics (C)
053788	SPVHS	U.S. History A & B	History/ Social Science (A)
053788	SPVHS	Welding	College-Preparatory Elective (G)
053788	SPVHS	Woodworking	College-Preparatory Elective (G)
053788	SPVHS	World Geography	College-Preparatory Elective (G)
053788	SPVHS	World History A&B	History/ Social Science (A)
053788	5PVHS	Yearbook	College-Preparatory Elective (G)