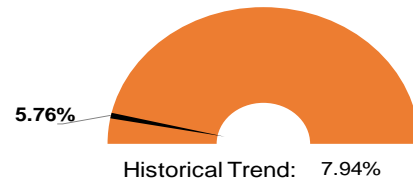


# Expense Summary

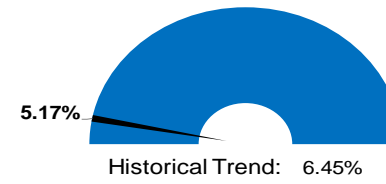
For the Period Ending August 31, 2025

Educational | Operations and Maintenance | Transportation | IMRF/SS | Working Cash | Tort

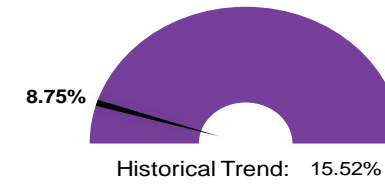
## Total Expenses (YTD)



## Salaries & Benefits (YTD)



## All Other Objects (YTD)

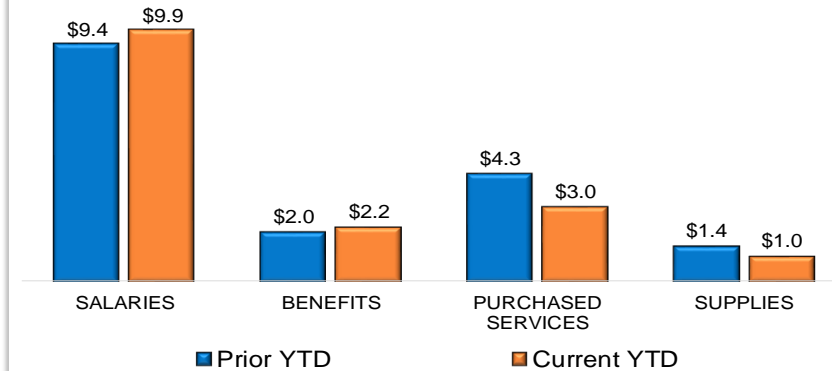


## Top 10 Expenses YTD

Regular Programs	\$3,881,930
Support Services - Business	\$3,125,565
Support Services - General Administration	\$2,280,100
Special Education/Remedial Programs	\$1,949,046
Support Services - School Administration	\$1,316,199
Support Services - Pupils	\$1,272,250
Support Services - Instructional Staff	\$845,515
Bilingual Programs	\$433,262
Support Services - Central	\$359,790
Summer & Gifted Programs	\$193,275

Percent of Total Expenses Year-to-Date **97.34%**

## Expenditures by Object (Millions)



## Expenses by Major Fund (Millions)



## YTD Expenses by Object

