

# Agenda

---

## SUTTER COUNTY BOARD OF EDUCATION

### Regular Meeting

Wednesday, Sept 10, 2025 - 5:30 p.m.

Sutter County Superintendent of Schools Office

970 Klamath Lane – Board Room

Yuba City, CA 95993

A full Board packet is available for review at the Sutter County Superintendent of Schools Office Reception Desk, 970 Klamath Lane, Yuba City, CA (8:00 a.m. – 4:00 p.m., Monday through Friday – excluding legal holidays) and the Sutter County Superintendent of Schools' website at [www.sutter.k12.ca.us](http://www.sutter.k12.ca.us).

5:30 p.m.      1.0      **Call to Order**

2.0      **Pledge of Allegiance**

3.0      **Roll Call of Members:**

Kash Gill, Trustee Area 3, President

Victoria Lachance, Trustee Area 5, Vice President

Gurv Pamma, Trustee Area 1, Member

Mike Reid, Trustee Area 2, Member

Harjit Singh, Trustee Area 4, Member

4.0      **Items of Public Interest to Come to the Attention of the Board**

Members of the public are given an opportunity to address the Board regarding items not listed on the agenda. *The California Government Code, Section 54954.3(a) states, ".....no action shall be taken on any item not appearing on the agenda unless the action is otherwise authorized by subdivision (b) of Section 54954.2.*

5.0      **August 13, 2025 Board Meeting Minutes**

6.0 **Investment Report**

The Investment Statement as of July 31, 2025 from the Country Treasure will be presented.

Assistant Superintendent, Ron Sherrod

7.0 **Business Services Report**

The monthly financial report for August will be reviewed.

Director, Nicolaas Hoogeveen

8.0 **Donations**

Punjabi American Heritage Society	\$300.00
Shady Creek Conrad's Closet	\$310.00
Grand Canyon University	\$2,000.00

9.0 **Quarterly Report on Williams/ Uniform Complaints**

Period of April 2025 to June 2025

As per California Education Code Section 35186 the County Superintendent reports on the number and nature of complaints filed on the following.

1. Textbooks and instructional materials
2. Teacher vacancies or mis-assignments
3. Facilities and conditions.

10.0 **COP Solar Fund**

**[ACTION]**

To open a SCSOS Solar COP Fund at the Auditor-Treasure

11.0 **Items from the Superintendent/Board**

12.0 **Adjournment**

*In compliance with the Americans with Disabilities Act, for those requiring special assistance to access the Board Meeting room, to access written documents being discussed at the Board Meeting, or to otherwise participate at Board Meetings, please contact the Superintendent's Office at 530-822-2900 for assistance. Notification at least 48 hours prior to the meeting will enable the Superintendent's Office to make reasonable arrangements to ensure accessibility to the Board Meeting and to provide any required accommodations, auxiliary aids or services.*

*All Open Session Agenda related documents, including materials distributed less than 72 hours prior to the scheduled meeting, are available to the public for viewing at the Sutter County Superintendent of Schools Office located at 970 Klamath Lane, Yuba City, CA 95993.*

# Unapproved Minutes

---

## SUTTER COUNTY BOARD OF EDUCATION

### Regular Meeting

Wednesday, August 13, 2025 - 5:30 p.m.

- 1.0 Board President K. Gill opened the meeting at 5:30 p.m. August 13, 2025 at the Sutter County Superintendent of Schools Office, 970 Klamath Lane, Yuba City, California, called a regular Sutter County Board of Education meeting to order.
- 2.0 Board President K. Gill led the pledge of Allegiance
- 3.0 Roll Call of Members:  
Kash Gill, Trustee Area 3, President- Present  
Victoria Lachance, Trustee Area 5, Vice President- Present  
Gurv Pamma, Trustee Area 1, Member- Present  
Mike Reid, Trustee Area 2, Member-Absent  
Harjit Singh, Trustee Area 4, Member-Present
- 4.0 Items of Public Interest to Come to the Attention of the Board  
None
- 5.0 Consent Agenda  
A motion was made to approve the regular board meeting minutes  
Motion: Victoria Lachance                      Second: Gurv Pamma  
Action: Carried  
Ayes: 4 (1 Absent Reid)      Noes: 0              Abstain: 0
- 6.0 Investment Report  
The Investment Statement as of June 2025 from the Country Treasure was presented by Assistant Superintendent, Ron Sherrod he stated there was a slight increase.
- 7.0 Business Services Report  
The monthly financial report for July was reviewed by Director, Nicolaas Hoogeveen.

8.0 Donations

Schools First Federal Credit Union donated \$3500.00 for our Welcome Back Day.

9.0 Items from the Superintendent/Board

- We had our Welcome Back Day thank you Victoria Lachance for attending
- The CTC new build is on track
- School started today for most in the county
- Middle College update from Deputy Superintendent Joe Hendrix

10.0 Adjournment

A motion was made to adjourn the meeting at 5:39 p.m.

Motion: Harjit Singh      Second: Victoria Lachance

Action: Motion Carried

Ayes: 4 (1 Absent Reid)      Noes: 0      Abstain: 0

*In compliance with the Americans with Disabilities Act, for those requiring special assistance to access the Board Meeting room, to access written documents being discussed at the Board Meeting, or to otherwise participate at Board Meetings, please contact the Superintendent's Office at 530-822-2900 for assistance. Notification at least 48 hours prior to the meeting will enable the Superintendent's Office to make reasonable arrangements to ensure accessibility to the Board Meeting and to provide any required accommodations, auxiliary aids or services.*

*All Open Session Agenda related documents, including materials distributed less than 72 hours prior to the scheduled meeting, are available to the public for viewing at the Sutter County Superintendent of Schools Office located at 970 Klamath Lane, Yuba City, CA 95993.*

Agenda Item No. 6.0

BOARD AGENDA ITEM: Investment Statements

BOARD MEETING DATE: September 10, 2025

AGENDA ITEM SUBMITTED FOR:

       Action

       Reports/Presentation

  X   Information

       Public Hearing

       Other (specify)

PREPARED BY:

      Ron Sherrod      

SUBMITTED BY:

      Ron Sherrod      

PRESENTING TO BOARD:

      Ron Sherrod      

BACKGROUND AND SUMMARY INFORMATION:

The Investment Statement as of July 31, 2025 from the County Treasurer will be presented.

Nicholas F. Valencia  
Treasurer-Tax Collector



Christina N. Hernandez  
Assistant Treasurer-Tax Collector

August 30, 2025

To: Sutter County Board of Supervisors

Re: Sutter County Investment Portfolio Report for July 31, 2025

Following is the Sutter County Investment Portfolio report as of July 31, 2025. The schedule includes all short-term, mid-term and long-term investments held at the conclusion of business on the final day of the month. The Sutter County Treasurer and Tax Collector is given authority over the pooled investment portfolio through Board delegation pursuant to Government Code §27000.1. Investment activities of the pooled treasury are governed by Government Code §53601 as incorporated in the Sutter County Investment Policy. Investment of the county's, school districts' and special districts' surplus funds start with the objective of safety of the principle to minimize possibility losses. Following safety is the liquidity objective to provide coverage of day-to-day operations and to meet contingency as they arise. The final objective is earning a reasonable return or yield on the funds invested. The Sutter County Investment Policy may be found on the Treasurer's webpage at: <https://www.suttercounty.org/government/county-departments/treasurer-tax-collector>

As Treasurer and Tax Collector, I certify that this document reflects the government agencies' pooled investments and that all investments are in compliance with the County of Sutter Investment Policy.

The combined cash and investments in the county treasury total \$478,628,829.76 and will provide sufficient cash flow liquidity to meet estimated pooled treasury expenditures for the next six months.

Invested treasury funds total \$475,600,569.83 with \$209,460.233.34 under the management of the Local Agency Investment Fund, California Asset Management Program, CalTrust, and Money Market Mutual Funds with US Bank and Five Star Bank. The Bank of New York, which provides third-party safekeeping services to Sutter County, provides market value data. The dollar-weighted average maturity of invested funds is 328 days.

Investments are selected based on criteria contained in the Sutter County Investment Policy, which emphasizes safety, liquidity, yield, and diversification. Therefore, the interest rates will fluctuate, and the types of investments will vary depending upon county needs and market availability on a particular day.

Respectfully submitted,

A handwritten signature in blue ink that reads "Nicholas Valencia".

Nicholas F. Valencia  
Treasurer-Tax Collector

SUTTER COUNTY  
INVESTMENT PORTFOLIO  
July 31, 2025



TREASURY	INSTITUTION/BRANCH		CUSIP	BOOK VALUE	MARKET VALUE	PAR VALUE	INVESTED	DATE	MATURES	DAYS	CURRENT YIELD		RATE
	NUMBER	MANAGED FUNDS									INVESTED	DATE	
MANAGED FUNDS	2025-00A	CAMP	0	110,687,174.47	110,687,174.47	110,687,174.47	N/A	N/A	N/A	N/A	4.41000%	4.41000%	4.41000%
	2025-00B	LAIF-STATE POOL/SAC	0	10,637,158.61	10,637,158.61	10,637,158.61	N/A	N/A	N/A	N/A	4.25800%	4.25800%	4.25800%
	2025-00C	LAIF-STATE POOL/SAC (Cemetery)	0	4,319,090.77	4,319,090.77	4,319,090.77	N/A	N/A	N/A	N/A	4.25800%	4.25800%	4.25800%
	2025-00D	FIVE STAR BANK MONEY MARKET	0	726.47	726.47	726.47	N/A	N/A	N/A	N/A	4.26900%	4.26900%	4.26900%
	2025-00E	CALTRUST	0	46,239,058.14	46,239,058.14	46,239,058.14	N/A	N/A	N/A	N/A	4.37000%	4.37000%	4.37000%
	2025-00F	USBANK SWEEP	0	37,577,024.88	37,577,024.88	37,577,024.88	N/A	N/A	N/A	N/A	3.87264%	3.87264%	3.87264%
	TOTAL MANAGED FUNDS												
	209,460,233.34												
	209,460,233.34												
	AGENCIES NOTES	2020-159	FFCB (FEDERAL FARM CREDIT BANK)	3133EL4W1	3,999,876.65	3,989,720.00	4,000,000.00	09/04/20	08/25/25	1,816	0.61000%	0.61000%	0.61000%
21085		FFCB (FEDERAL FARM CREDIT BANK)	3133EM3T7	3,999,296.82	3,859,040.00	4,000,000.00	09/01/21	09/01/26	1,826	0.90000%	0.87000%	0.87000%	
20204		FFCB (FEDERAL FARM CREDIT BANK)	3133EMJC7	4,000,000.00	3,950,000.00	4,000,000.00	12/01/20	12/01/25	1,826	0.57000%	0.56000%	0.56000%	
20217		FFCB (FEDERAL FARM CREDIT BANK)	3133EMKT8	4,000,000.00	3,942,400.00	4,000,000.00	12/17/20	12/17/25	1,826	0.55000%	0.54000%	0.54000%	
20227		FFCB (FEDERAL FARM CREDIT BANK)	3133EMLR1	4,000,000.00	3,940,720.00	4,000,000.00	12/24/20	12/23/25	1,825	0.51000%	0.50000%	0.50000%	
21118		FFCB (FEDERAL FARM CREDIT BANK)	3133ENFR6	4,250,000.00	4,206,820.00	4,250,000.00	12/01/21	12/01/25	1,461	1.35000%	1.34000%	1.34000%	
21125		FFCB (FEDERAL FARM CREDIT BANK)	3133ENHC7	4,000,000.00	3,863,800.00	4,000,000.00	12/16/21	12/14/26	1,824	1.66000%	1.60000%	1.60000%	
21129/21132		FFCB (FEDERAL FARM CREDIT BANK)	3133ENHV5	4,000,000.00	3,905,440.00	4,000,000.00	12/22/21	06/22/26	1,643	1.42000%	1.39000%	1.39000%	
		FFCB (FEDERAL FARM CREDIT BANK)	3133ENJCS	4,000,000.00	3,845,400.00	4,000,000.00	12/22/21	12/22/26	1,826	1.34000%	1.29000%	1.29000%	
22002		FFCB (FEDERAL FARM CREDIT BANK)	3133ENK4	3,993,249.32	3,853,360.00	4,000,000.00	01/12/22	01/11/27	1,825	1.53000%	1.47000%	1.47000%	
22004		FFCB (FEDERAL FARM CREDIT BANK)	3133ENLDO	4,000,000.00	3,945,840.00	4,000,000.00	01/26/22	01/26/26	1,461	1.55000%	1.53000%	1.53000%	
25027		FFCB (FEDERAL FARM CREDIT BANK)	3133ETMBO	5,000,000.00	4,983,200.00	5,000,000.00	06/24/25	06/24/30	1,826	4.67000%	4.65000%	4.65000%	
20219		FHLB (FEDERAL HOME LOAN BANK)	3130AKJR8	4,000,000.00	3,944,400.00	4,000,000.00	12/16/20	12/16/25	1,826	0.58000%	0.57000%	0.57000%	
21050		FHLB (FEDERAL HOME LOAN BANK)	3130AMK37	4,000,000.00	3,896,560.00	4,000,000.00	05/26/21	05/26/26	1,826	1.08000%	1.05000%	1.05000%	
21052		FHLB (FEDERAL HOME LOAN BANK)	3130AMM02	3,000,000.00	2,915,790.00	3,000,000.00	06/08/21	06/08/26	1,826	0.94000%	0.91000%	0.91000%	
21054		FHLB (FEDERAL HOME LOAN BANK)	3130AMPJ5	2,000,000.00	1,943,360.00	2,000,000.00	06/16/21	06/16/26	1,826	0.98000%	0.95000%	0.95000%	
21066		FHLB (FEDERAL HOME LOAN BANK)	3130AMT28	2,000,000.00	1,943,540.00	2,000,000.00	06/30/21	06/30/26	1,826	1.03000%	1.00000%	1.00000%	
21082		FHLB (FEDERAL HOME LOAN BANK)	3130ANPE4	4,000,000.00	3,989,760.00	4,000,000.00	08/26/21	08/26/25	1,461	0.70000%	0.70000%	0.70000%	
21080		FHLB (FEDERAL HOME LOAN BANK)	3130ANRR3	4,000,000.00	3,858,640.00	4,000,000.00	09/17/21	09/17/26	1,826	1.04000%	1.00000%	1.00000%	
21127		FHLB (FEDERAL HOME LOAN BANK)	3130APVC6	3,649,476.99	3,517,505.00	3,650,000.00	12/16/21	12/01/26	1,811	1.43000%	1.37500%	1.37500%	
21121		FHLB (FEDERAL HOME LOAN BANK)	3130AQ5P4	2,000,000.00	1,930,080.00	2,000,000.00	12/30/21	12/30/26	1,826	1.67000%	1.61000%	1.61000%	
21128		FHLB (FEDERAL HOME LOAN BANK)	3130AQDD2	2,500,000.00	2,407,150.00	2,500,000.00	12/30/21	12/30/26	1,826	1.51000%	1.45000%	1.45000%	
22003		FHLB (FEDERAL HOME LOAN BANK)	3130AQKM4	4,000,000.00	3,861,160.00	4,000,000.00	01/28/22	01/28/27	1,826	1.81000%	1.75000%	1.75000%	
22009		FHLB (FEDERAL HOME LOAN BANK)	3130AQWC3	3,500,000.00	3,388,595.00	3,500,000.00	02/28/22	02/24/27	1,822	2.12000%	2.05000%	2.05000%	
22026		FHLB (FEDERAL HOME LOAN BANK)	3130ARJH5	3,995,366.48	3,931,840.00	4,000,000.00	04/22/22	04/22/27	1,826	3.20000%	3.15000%	3.15000%	
22028		FHLB (FEDERAL HOME LOAN BANK)	3130ARPB1	4,000,000.00	3,950,800.00	4,000,000.00	04/28/22	04/28/27	1,826	3.54000%	3.50000%	3.50000%	
22027		FHLB (FEDERAL HOME LOAN BANK)	3130ARRP8	4,000,000.00	3,991,600.00	4,000,000.00	04/28/22	04/28/27	1,826	4.01000%	3.50000%	3.50000%	
22049		FHLB (FEDERAL HOME LOAN BANK)	3130ASFQ7	2,000,000.00	1,985,920.00	2,000,000.00	06/29/22	06/29/27	1,826	4.03000%	4.00000%	4.00000%	
24178		FHLB (FEDERAL HOME LOAN BANK)	3130BSUD3	7,000,000.00	6,973,680.00	7,000,000.00	11/25/24	11/20/29	1,821	4.82000%	4.80000%	4.80000%	
24181		FHLB (FEDERAL HOME LOAN BANK)	3130BSV59	10,000,000.00	9,973,900.00	10,000,000.00	12/05/24	12/05/29	1,826	4.88000%	4.87000%	4.87000%	
24177		FHLB (FEDERAL HOME LOAN BANK)	3130BSVW0	10,000,000.00	9,975,400.00	10,000,000.00	11/25/24	11/21/29	1,822	5.01000%	5.00000%	5.00000%	
25026		FHLB (FEDERAL HOME LOAN BANK)	3130B6SS6	2,000,000.00	1,995,040.00	2,000,000.00	06/23/25	06/23/28	1,096	4.31000%	4.30000%	4.30000%	
25036		FHLB (FEDERAL HOME LOAN BANK)	3130B6SV9	5,000,000.00	4,986,100.00	5,000,000.00	07/08/25	07/08/30	1,826	4.66000%	4.65000%	4.65000%	
25035		FHLB (FEDERAL HOME LOAN BANK)	3130B6SW7	5,000,000.00	4,959,750.00	5,000,000.00	07/02/25	07/02/29	1,461	4.73000%	4.69000%	4.69000%	
25028		FHLB (FEDERAL HOME LOAN BANK)	3130B6TH9	10,000,000.00	9,952,100.00	10,000,000.00	06/26/25	06/26/30	1,826	4.97000%	4.95000%	4.95000%	
2020-179	FHLMC (FREDDIE MAC)	3134GW4Z6	4,000,000.00	3,963,200.00	4,000,000.00	10/27/20	10/27/25	1,826	0.55000%	0.54000%	0.54000%		
2020-141	FHLMC (FREDDIE MAC)	3134GWK19	2,000,000.00	1,997,680.00	2,000,000.00	08/12/20	08/12/25	1,826	0.60000%	0.60000%	0.60000%		
2020-161	FHLMC (FREDDIE MAC)	3134GWPF5	2,000,000.00	1,988,960.00	2,000,000.00	09/23/20	09/23/25	1,826	0.63000%	0.62500%	0.62500%		
2020-168	FHLMC (FREDDIE MAC)	3134GWW51	2,000,000.00	1,987,100.00	2,000,000.00	09/30/20	09/30/25	1,826	0.50000%	0.50000%	0.50000%		
20197	FHLMC (FREDDIE MAC)	3134GXCH5	4,000,000.00	3,951,960.00	4,000,000.00	11/25/20	11/25/25	1,826	0.61000%	0.60000%	0.60000%		
20198	FHLMC (FREDDIE MAC)	3134GXCS1	4,000,000.00	3,952,680.00	4,000,000.00	11/25/20	11/25/25	1,826	0.63000%	0.62500%	0.62500%		
20201	FHLMC (FREDDIE MAC)	3134GXDM3	4,000,000.00	3,950,000.00	4,000,000.00	12/01/20	12/01/25	1,826	0.63000%	0.62000%	0.62000%		
24180	FHLMC (FREDDIE MAC)	3134HAH30	5,000,000.00	4,997,600.00	5,000,000.00	12/04/25	06/04/29	1,278	4.60000%	4.60000%	4.60000%		
20228	FNMA (FANNIE MAE)	3135G05X7	1,999,878.54	1,994,600.00	2,000,000.00	12/24/20	08/25/25	1,705	0.38000%	0.37500%	0.37500%		
2020-180	FNMA (FANNIE MAE)	3135G06B4	2,000,000.00	1,982,700.00	2,000,000.00	10/22/20	10/22/25	1,326	0.56000%	0.56000%	0.56000%		



**SUTTER COUNTY**  
**INVESTMENT PORTFOLIO**  
**July 31, 2025**



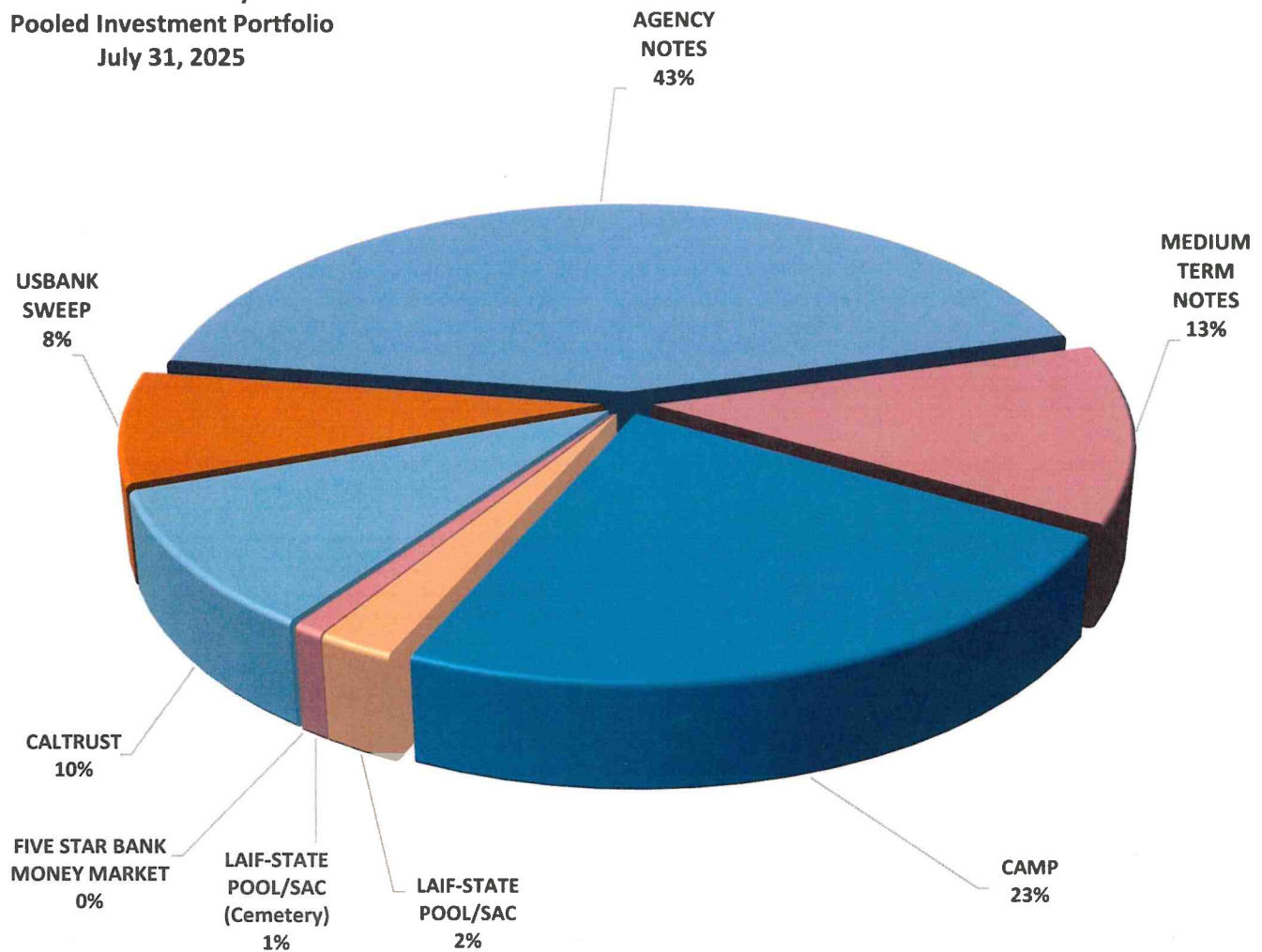
**TREASURY**

NUMBER	INSTITUTION/BRANCH	CUSIP	BOOK VALUE	MARKET VALUE	PAR VALUE	INVESTED	DATE	MATURES	TOTAL DAYS	INVESTED	CURRENT YIELD	RATE
20212	FNMA (FANNIE MAE)	3135G06K4	2,000,000.00	1,972,600.00	2,000,000.00	12/17/20	12/17/25	1826	1826	1826	0.66000%	0.65000%
20231	FNMA (FANNIE MAE)	3135G06Q1	6,001,202.63	5,907,060.00	6,000,000.00	12/30/20	12/30/25	1826	1826	1826	0.65000%	0.64000%
20190	FNMA (FANNIE MAE)	3138G46N8	4,000,000.00	3,962,960.00	4,000,000.00	11/02/20	10/29/25	1822	1822	1822	0.61000%	0.60000%
2020-137	FNMA (FANNIE MAE)	3138G4C43	4,000,000.00	3,994,600.00	4,000,000.00	08/14/20	08/14/25	1826	1826	1826	0.65000%	0.65000%
2020-140	FNMA (FANNIE MAE)	3138G4G98	2,000,000.00	1,997,680.00	2,000,000.00	08/14/20	08/12/25	1826	1826	1826	0.56000%	0.56000%
2020-149	FNMA (FANNIE MAE)	3138G4H71	1,999,989.27	1,996,340.00	2,000,000.00	08/18/20	08/18/25	1826	1826	1826	0.50000%	0.50000%
2020-150	FNMA (FANNIE MAE)	3138G4N74	2,000,000.00	1,995,800.00	2,000,000.00	08/21/20	08/21/25	1826	1826	1826	0.56000%	0.56000%
2020-155	FNMA (FANNIE MAE)	3138G4X32	2,000,000.00	1,994,760.00	2,000,000.00	08/26/20	08/26/25	1826	1826	1826	0.60000%	0.60000%
TOTAL AGENCY NOTES			205,888,336.70	203,146,690.00	205,900,000.00							

**MEDIUM TERM NOTES**

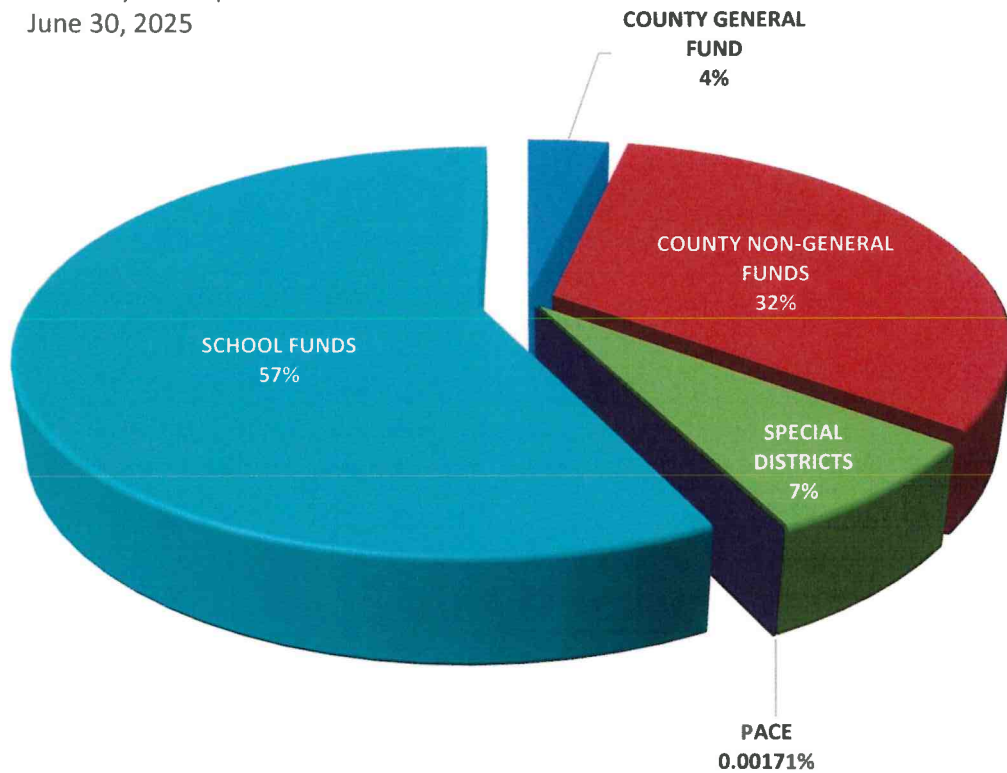
23028	3M COMPANY (MMM)	88579YAY7	2,902,673.05	2,909,640.00	3,000,000.00	02/08/23	10/15/27	1,710	2.96000%	2.87500%
2020-166/176	AMERICAN HONDA FINANCE (HNDA)	02665WDN8	7,001,197.35	6,971,790.00	7,000,000.00	09/24/20	09/10/25	1,812	1.00000%	1.00000%
20215	BANK OF AMERICA CORP (BAC)	06048WK41	3,999,673.11	3,937,760.00	4,000,000.00	12/10/20	11/25/25	1,811	1.02000%	1.00000%
21063	BANK OF AMERICA CORP (BAC)	06048WM49	2,000,000.00	1,958,940.00	2,000,000.00	06/15/21	06/15/26	1,826	2.04000%	2.00000%
21081	BANK OF AMERICA CORP (BAC)	06048WN22	2,000,000.00	1,934,480.00	2,000,000.00	08/26/21	08/26/26	1,826	1.29000%	1.25000%
22037	BANK OF AMERICA CORP (BAC)	06048WV56	2,000,000.00	1,992,420.00	2,000,000.00	05/05/22	05/05/26	1,461	4.02000%	4.00000%
22056	BEVERLY HILLS CA PUBLIC FING	08800KB6	1,727,034.43	1,709,550.00	1,800,000.00	06/28/22	06/01/27	1,799	1.40000%	1.32700%
20229	CATERPILLAR FINL SERVICE (CAT)	14913R2H9	4,002,929.23	3,958,320.00	4,000,000.00	12/28/20	11/13/25	1,781	0.81000%	0.80000%
22011	HONEYWELL INTERNATIONAL (HON)	438516BL9	2,008,859.40	1,954,720.00	2,000,000.00	02/14/22	11/01/26	1,721	2.56000%	2.50000%
21008	JOHN DEERE CAPITAL CORP (DE)	24422EVK2	3,999,973.60	3,932,560.00	4,000,000.00	02/01/21	01/15/26	1,809	0.71000%	0.70000%
21106	JP MORGAN CHASE & CO (JPM)	48128G5U0	2,000,000.00	1,906,580.00	2,000,000.00	10/29/21	10/29/26	1,826	1.55000%	1.48000%
2020-153	JP MORGAN CHASE & CO (JPM)	48128GV98	2,000,000.00	1,990,560.00	2,000,000.00	08/28/20	08/28/25	1,826	0.75000%	0.75000%
20225	JP MORGAN CHASE & CO (JPM)	48128GY53	2,000,000.00	1,965,620.00	2,000,000.00	12/22/20	12/22/25	1,826	0.84000%	0.82500%
21115	JP MORGAN CHASE & CO (JPM)	48130UZH1	4,000,000.00	3,426,320.00	4,000,000.00	11/30/21	11/30/26	1,826	1.75000%	1.50000%
22025	MASTERCARD INC	57636QAR5	4,010,514.10	3,945,000.00	4,000,000.00	04/12/22	03/26/27	1,809	3.35000%	3.30000%
23027	PROCTER & GAMBLE (PG)	742718FZ7	2,994,633.76	2,995,500.00	3,000,000.00	02/08/23	01/26/28	1,813	3.96000%	3.95000%
21120	PUBLIC STORAGE (PSA)	74460DAG4	3,492,715.47	3,372,220.65	3,495,000.00	12/03/21	11/09/26	1,802	1.55000%	1.50000%
22012	PUBLIC STORAGE (PSA)	74460WAA5	3,969,102.60	3,922,800.00	4,000,000.00	02/14/22	02/15/26	1,462	0.89000%	0.87500%
22055	TSMC ARIZONA CORP	872888AF8	2,199,355.16	2,182,246.00	2,200,000.00	06/28/22	04/22/27	1,759	3.91000%	3.87500%
23029	UNITEDHEALTH GROUP (UNH)	91324PDE9	1,943,338.53	1,940,460.00	2,000,000.00	02/08/23	10/15/27	1,710	3.04000%	2.95000%
TOTAL MEDIUM TERM NOTES			60,251,999.79	58,907,486.65	60,495,000.00		AVERAGE	1,766	3.10425%	3.07177%
TOTAL POOL INVESTMENTS			475,600,569.83	471,514,409.99	475,855,233.34					

**Sutter County  
Pooled Investment Portfolio  
July 31, 2025**



	<u>BOOK VALUE</u>	<u>PERCENTAGE OF MANAGED PORTFOLIO</u>	<u>INVESTED % OF POOLED PORTFOLIO</u>	<u>AVERAGE DAYS TO MATURITY</u>	<u>AVERAGE YIELD</u>
CAMP	\$110,687,174.47	23.27%	23.49%	1	4.41%
LOCAL AGENCY INVESTMENT FUND (COUNTY)	10,637,158.61	2.24%	2.26%	1	4.26%
LOCAL AGENCY INVESTMENT FUND (CEMETERY)	4,319,090.77	0.91%		1	4.26%
MONEY MARKET MUTUAL FUND	37,577,751.35	7.90%	7.97%	1	4.07%
CALTRUST	46,239,058.14	9.72%	9.81%	1	4.37%
MEDIUM TERM NOTES	60,251,999.79	12.67%	12.78%	404	1.97%
AGENCY NOTES	<u>205,888,336.70</u>	<u>43.29%</u>	<u>43.69%</u>	<u>476</u>	<u>1.78%</u>
TOTAL MANAGED INVESTMENTS	\$475,600,569.83	100.00%	100.00%	<u>422</u>	<u>3.10%</u>
LESS: LAIF FUNDS NOT POOLED	<u>4,319,090.77</u>	<u>0.91%</u>			
TOTAL POOLED INVESTMENTS	<u>\$471,281,479.06</u>	<u>99.09%</u>	<u>100.00%</u>	<u>422</u>	<u>3.10%</u>

Sutter County  
Pooled Treasury Participants  
June 30, 2025



The Pooled Treasury is comprised of over 273 separate funds representing the County's General Fund, County Non-General funds, special districts, school districts, and funds collected and held for the various PACE programs that are authorized by the City of Yuba City.

At the close of business June 30, 2025, pool participants' cash and investment balances consisted of the following:

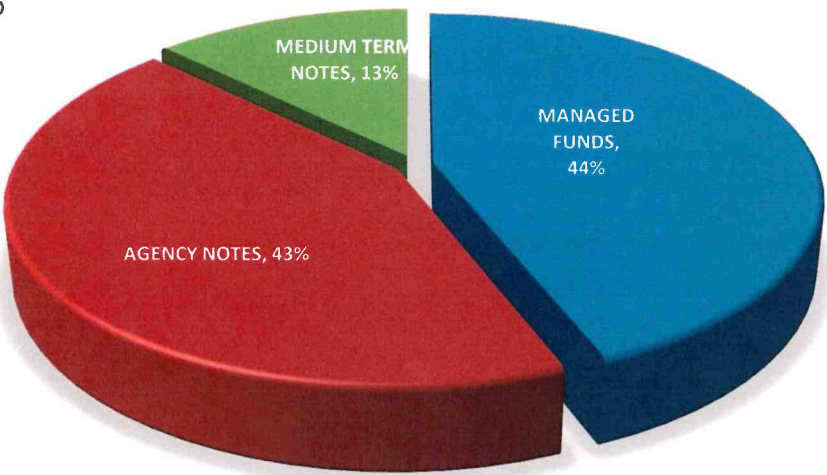
COUNTY GENERAL FUND	3.55%
COUNTY NON-GENERAL FUNDS	32.02%
SPECIAL DISTRICTS	7.30%
PACE	0.00%
SCHOOL FUNDS	<u>57.14%</u>

The pooled portfolio is comprised of three major classes of assets. As of July 31, 2025, agency notes made up 43%, medium term notes represented 13% and funds under management within the Local Area Investment Fund (LAIF), the California Asset Management Program (CAMP), Investment Trust of California (CalTRUST), US Bank, and Five Star Bank completing the portfolio at 44%.

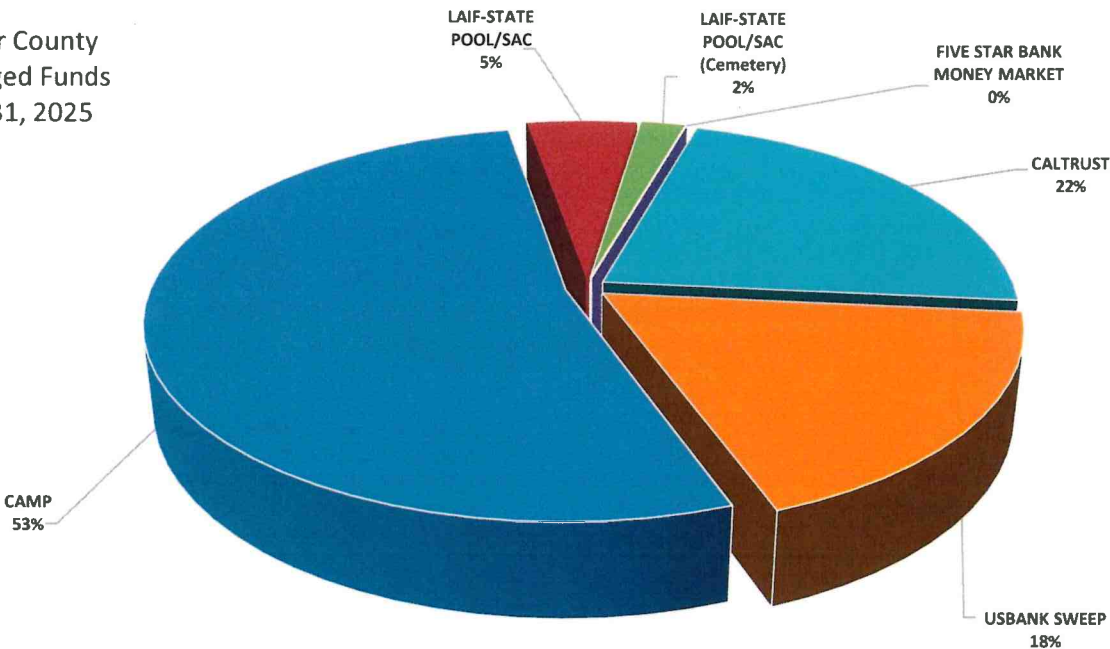
All assets are in compliance with the Sutter County Investment Policy and adhere to the requirements of California Government Code §53601-§53645 and §16429.1-§16429.3, which relate to the investing in the Local Area Investment Fund (LAIF)

Within the three major classes of assets the portfolio is further diversified, again, operating within the constraints of California Government Code and the Sutter County Investment Policy. The following charts provide a quick glance of the make-up of each category.

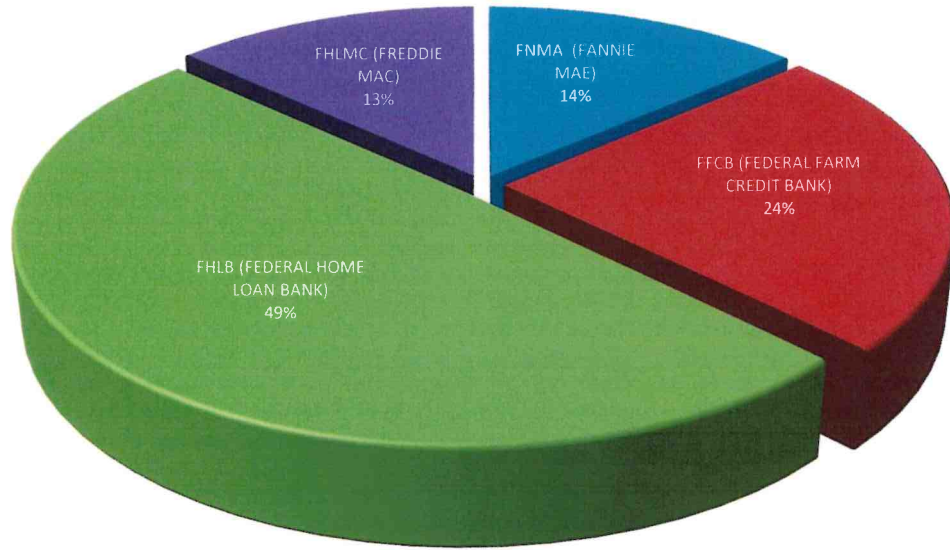
Sutter County  
Investment Portfolio  
Categories  
July 31, 2025



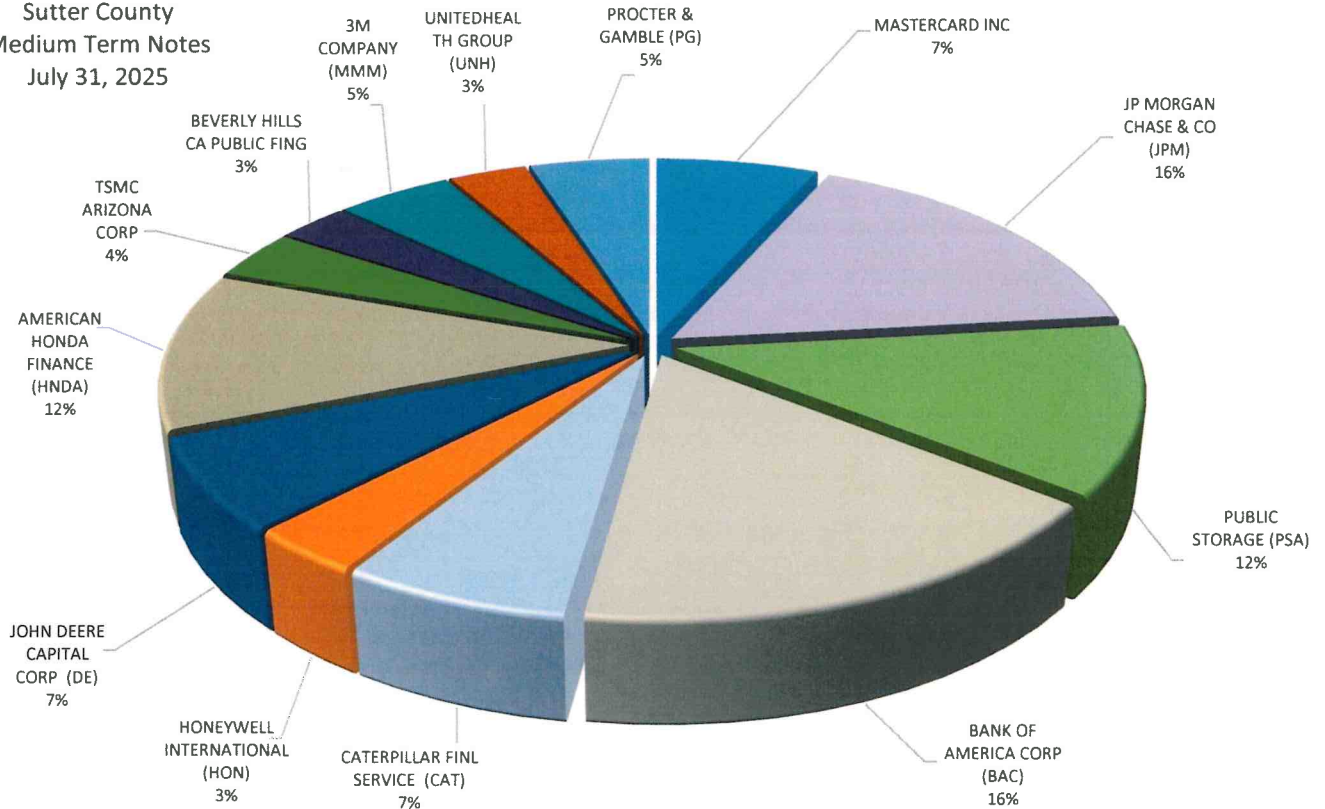
Sutter County  
Managed Funds  
July 31, 2025



Sutter County  
Agency Notes  
July 31, 2025



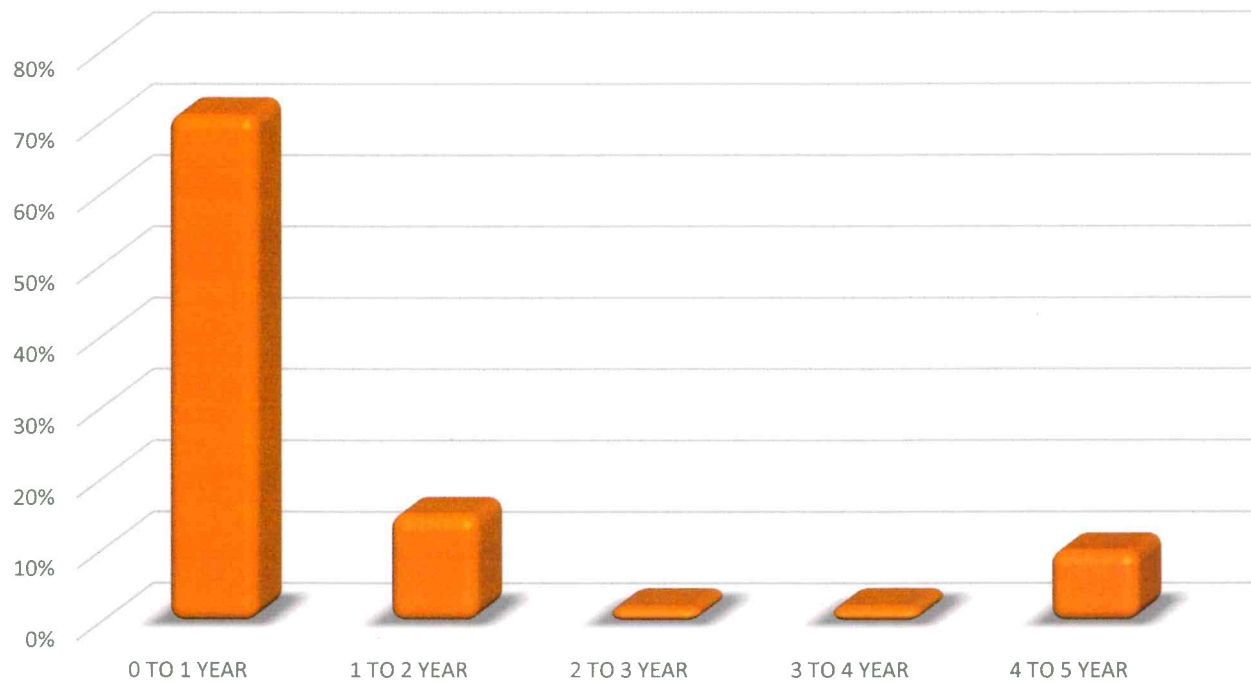
Sutter County  
Medium Term Notes  
July 31, 2025





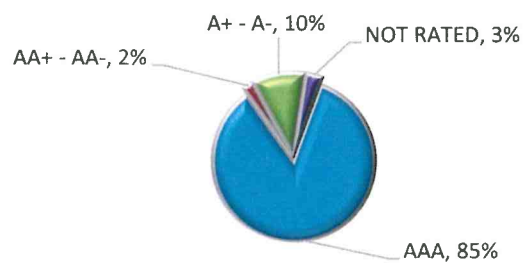
All investments conform to California Government Code §56301 with maturities of no more than five years.

Sutter County  
Pooled Portfolio Aging  
July 31, 2025



Investments in the pool must have a category rating of A or better at the time of purchase, as prescribed in the Sutter County Investment Policy, with the exception of LAIF, which is authorized in GC §16429.1-§16429.3.

Sutter County  
Pooled Portfolio Asset Ratings  
July 31, 2025



Agenda Item No. \_\_\_\_

BOARD AGENDA ITEM: \_\_\_\_\_

BOARD MEETING DATE: \_\_\_\_\_

AGENDA ITEM SUBMITTED FOR:

PREPARED BY:

\_\_\_\_\_ Action

\_\_\_\_\_

\_\_\_\_\_ Reports/Presentation

SUBMITTED BY:

\_\_\_\_\_ Information

\_\_\_\_\_

\_\_\_\_\_ Public Hearing

PRESENTING TO BOARD:

\_\_\_\_\_ Other (specify)

\_\_\_\_\_

BACKGROUND AND SUMMARY INFORMATION:

# Summary Report of Revenues, Expenditures and Changes in Fund Balance (Unrestricted and Restricted Combined)

**August 2025**

07/16/25-08/15/25

Description	Account Codes	Original Budget	Operating Budget	Actuals to Date	Projected Yr Totals	Difference (Col D - B)	2025-26 % Actuals as a % of Budget
		7/1/25 (A)	7/15/25 (B)	8/15/25 (C)	8/15/25 (D)	(E)	
<b>A. Revenues</b>							
1. Local Control Funding Formula	8010-8099	\$ 12,099,350	\$ 12,099,350	\$ 434,699	\$ 12,099,350	-	A 3.6%
2. Federal Revenues	8100-8299	\$ 4,489,293	\$ 4,899,163	\$ 12,599	\$ 4,902,643	3,480	B 0.3%
3. Other State Revenues	8300-8599	\$ 13,550,404	\$ 13,550,404	\$ 1,083,384	\$ 13,559,849	9,445	C 8.0%
4. Other Local Revenues	8600-8799	\$ 21,802,094	\$ 21,811,094	\$ 1,107,133	\$ 21,811,094	-	D 5.1%
<b>5. TOTAL REVENUES</b>		<b>\$ 51,941,141</b>	<b>\$ 52,360,011</b>	<b>\$ 2,637,815</b>	<b>\$ 52,372,936</b>	<b>\$ 12,925</b>	<b>5.0%</b>
<b>B. Expenditures</b>							
1. Certificated Salaries	1000-1999	\$ 11,357,105	\$ 11,357,105	\$ 368,680	\$ 11,324,478	(32,627)	E 3.2%
2. Classified Salaries	2000-2999	\$ 14,324,610	\$ 14,324,610	\$ 776,377	\$ 14,101,914	(222,696)	F 5.4%
3. Employee Benefits	3000-3999	\$ 12,138,181	\$ 12,138,181	\$ 449,360	\$ 11,960,417	(177,764)	G 3.7%
4. Books and Supplies	4000-4999	\$ 1,260,846	\$ 1,301,709	\$ 144,957	\$ 1,354,953	53,244	H 11.1%
5. Services, Other Operation	5000-5999	\$ 9,440,690	\$ 10,255,415	\$ 1,069,234	\$ 11,238,552	983,137	I 10.4%
6. Capital Outlay	6000-6999	\$ 273,478	\$ 281,478	\$ 11,117	\$ 281,478	-	J 3.9%
7. Other Outgo	7100-7299	\$ 1,924,257	\$ 1,924,257	\$ 3,536	\$ 1,924,257	-	K 0.2%
8. Direct Support/Indirect	7300-7399	\$ (125,714)	\$ (125,714)	\$ (9,182)	\$ (125,714)	-	L 7.3%
9. Debt Service	7400-7499	\$ 847,732	\$ 847,732	\$ -	\$ 847,732	-	M 0.0%
<b>10. TOTAL EXPENDITURES</b>		<b>\$ 51,441,185</b>	<b>\$ 52,304,773</b>	<b>\$ 2,814,079</b>	<b>\$ 52,908,067</b>	<b>603,294</b>	<b>5.4%</b>
<b>C. Excess ( Deficiency) of Revenues Over Expenditures Before Other Financing Sources and Uses (A5-B10)</b>							
		<b>\$ 499,956</b>	<b>\$ 55,238</b>	<b>\$ (176,264)</b>	<b>\$ (535,131)</b>	<b>\$ (590,369)</b>	<b>32.9%</b>
<b>D. Other Financing Sources/Uses</b>							
1. Transfers In	8910-8979	\$ 34,000	\$ 42,000	\$ -	\$ 42,000	-	0.0%
2. Transfer Out	7610-7629	\$ 1,950,036	\$ 1,950,036	\$ -	\$ 1,950,036	-	0.0%
3. Contributions	8980-8999	\$ -	\$ -	\$ -	\$ -	-	0.0%
<b>Total, Other Fin Sources/Uses</b>		<b>\$ (1,916,036)</b>	<b>\$ (1,908,036)</b>	<b>\$ -</b>	<b>\$ (1,908,036)</b>	<b>\$ -</b>	<b>0.0%</b>
<b>E. Net Change to Fund Balance</b>							
		<b>\$ (1,416,080)</b>	<b>\$ (1,852,798)</b>	<b>\$ (176,264)</b>	<b>\$ (2,443,167)</b>	<b>\$ (590,369)</b>	<b>H</b>
<b>F. Fund Balance (Fund 01 only)</b>							
1. Beginning Balance		\$ 32,983,622	\$ 32,983,622	\$ 32,983,622	\$ 32,983,622	-	
2. Adjustments/Restatements		\$ -	\$ -	\$ -	\$ -	-	
<b>Ending Balance</b>		<b>\$ 31,567,542</b>	<b>\$ 31,130,824</b>	<b>\$ 32,807,358</b>	<b>\$ 30,540,455</b>	<b>\$ (590,369)</b>	
<b>G. Components of Ending Fund Balance</b>							
Designated Amounts	9711-9730	\$ 10,500	\$ 10,500		\$ 10,500	\$ -	
Legally Restricted	9740-9760	\$ 15,348,062	\$ 13,557,350		\$ 12,961,420	\$ -	
Assigned	9780	\$ 13,539,419	\$ 14,850,234		\$ 14,825,630	\$ -	
Restricted Economic Uncertainty	9789	\$ 2,669,561	\$ 2,712,740		\$ 2,742,905	\$ -	
Unassigned/Unappropriated	9790	\$ -	\$ -		\$ -	\$ -	



**Explanation of Differences**  
**Net Change in Current Year Budget August Board Report**  
**07/16/25-08/15/25**

	<u>Amount</u>	<u>Explanation of Differences</u>
<b>A</b> <a href="#"><u>Local Control Funding Formula (8010-8099)</u></a>		
	<u>\$ -</u>	
<b>B</b> <a href="#"><u>Federal Revenues (8100-8299)</u></a>		
Feather River Academy (FRA)	\$ 3,480	Update budget for Title I allocation
	<u>\$ 3,480</u>	
<b>C</b> <a href="#"><u>Other State Revenues (8300-8599)</u></a>		
Feather River Academy (FRA)	\$ 1,392	Increase budget to match Prop 28 apportionment
Infant Program	\$ 8,472	Adjust budget based on actuals received in 24/25
Various departments	\$ (419)	Miscellaneous adjustments
	<u>\$ 9,445</u>	
<b>D</b> <a href="#"><u>Other Local Revenues (8600-8799)</u></a>		
	<u>\$ -</u>	
<b>E</b> <a href="#"><u>Certificated Salaries (1000-1999)</u></a>		
Infant Program	\$ (32,627)	Move budget to cover salary contracted substitutes
	<u>\$ (32,627)</u>	
<b>F</b> <a href="#"><u>Classified Salaries (2000-2999)</u></a>		
Special Education	\$ (222,148)	Adjust budget for contracted substitutes
Various departments	\$ (548)	Miscellaneous adjustments
	<u>\$ (222,696)</u>	
<b>G</b> <a href="#"><u>Employee Benefits (3000-3999)</u></a>		
Special Education	\$ (163,118)	Adjust budget for contracted substitutes
Infant Program	\$ (14,646)	Adjust budget to salary contract
	<u>\$ (177,764)</u>	
<b>H</b> <a href="#"><u>Books and Supplies (4000-4999)</u></a>		
Special Education	\$ 11,800	Increase budget to purchase books and supplies
Curriculum, Instruction, and Accountability (CIA)	\$ 2,164	Establish budget for technology equipment
Tri County Induction Program (TCIP)	\$ 2,000	Increase budget to purchase books
Feather River Academy (FRA)	\$ 36,436	Increase budget for technology purchase for Middle College start up
Various departments	\$ 844	Miscellaneous adjustments
	<u>\$ 53,244</u>	
<b>I</b> <a href="#"><u>Services, Other Operations (5000-5999)</u></a>		
Special Education	\$ 282,421	Increase budget for contracted substitutes from salary/benefits
Curriculum, Instruction, and Accountability (CIA)	\$ 5,896	Increase budget for California Association of School Counselors fees
Tri County Induction Program (TCIP)	\$ (2,775)	Decrease budget for California Association of School Counselors fees
Feather River Academy (FRA)	\$ 1,378	Increase budget to match Prop 28 apportionment carryover
Pathways Charter Academy	\$ 1,833	Adjust budget to match Prop 28 apportionment carryover
Special Education Local Plan Area (SELPA)	\$ 638,244	Increase budget for Central Gaither project and Professional Development
Infant Program	\$ 56,140	Increase budget for Speech Language Pathologist contracted services
	<u>\$ 983,137</u>	
<b>J</b> <a href="#"><u>Capital Outlay (6000-6999)</u></a>		
	<u>\$ -</u>	

Explanation of Differences  
Net Change in Current Year Budget August Board Report  
07/16/25-08/15/25

	<u>Amount</u>	<u>Explanation of Differences</u>
K <a href="#">Other Outgo (7100 - 7299)</a>	<div style="border-top: 1px solid black; border-bottom: 3px double black;">\$ -</div>	
L <a href="#">Direct Support / Indirect (7300-7399)</a>	<div style="border-top: 1px solid black; border-bottom: 3px double black;">\$ -</div>	
M <a href="#">Debt Services (7400 - 7499)</a>	<div style="border-top: 1px solid black; border-bottom: 3px double black;">\$ -</div>	
N <a href="#">Transfers In (8910-8979)</a>	<div style="border-top: 1px solid black; border-bottom: 3px double black;">\$ -</div>	
O <a href="#">Transfers Out (7610-7629)</a>	<div style="border-top: 1px solid black; border-bottom: 3px double black;">\$ -</div>	
P <a href="#">Contributions (8980-8999)</a>	<div style="border-top: 1px solid black; border-bottom: 3px double black;">\$ -</div>	
Net Change in Current Year Budget	<div style="border: 1px solid black; padding: 2px;">\$ (590,369)</div>	

BOARD AGENDA ITEM: Donations

BOARD MEETING DATE: September 10, 2025

AGENDA ITEM SUBMITTED FOR:

PREPARED BY:

       Action

Maggie Navarro

       Reports/Presentation

SUBMITTED BY:

  X   Information

Ron Sherrod

       Public Hearing

PRESENTING TO BOARD:

       Other (specify)

Ron Sherrod

BACKGROUND AND SUMMARY INFORMATION:

<u>Donor</u>	<u>Value</u>	<u>Purpose</u>
Punjabi American Heritage Society	\$300.00	Hygiene kits for homeless children in Sutter
Various SCSOS employees-Jean Wednesday	\$310.00	Shady Creek Conrad's Closet
Grand Canyon University	\$2,000.00	Lunch for Sp Ed PD days

**Total                    \$2,610.00**

	<u>25-26 Year</u>	<u>Current Period</u>	<u>To Date</u>
Total Donations-Cash	\$3,500.00	\$2,310.00	\$5,810.00
Total Donations-Value	\$0.00	\$300.00	\$300.00
<b>Total Donations</b>	<b>\$3,500.00</b>	<b>\$2,610.00</b>	<b>\$6,110.00</b>

**SUTTER COUNTY SUPERINTENDENT OF SCHOOLS OFFICE  
GIFT AND DONATION FORM**

<b>Donor Identification</b>	<input checked="" type="checkbox"/> Individual	<input type="checkbox"/> Business
Donor Name: <u>Punjabi American Heritage Society</u> Phone: _____		
Address: <u>820 Plaza Way</u> City/State: <u>Yuba City, CA</u> Zip: <u>95993</u>		
Business only: Position: <u>S</u>		
Phone: <u>530-844-0098</u>		Type of Business: <u>non-profit organization</u>

Gift or Donation:	<input type="checkbox"/> Cash	<input type="checkbox"/> Check	Dollar Amount: \$ _____
	<input checked="" type="checkbox"/> Other (List item below)		
Date of Donation: <u>8/14/25</u>			
<u>hygiene kits, 100 kits</u>			

Intent of Gift or Donation: provide to homeless children in Sutter County

Working Condition: \_\_\_\_\_

Estimated Dollar Value \$ 300

Donated To (Site/Program): EMCY @ SSO

Site/Program Administrator: Virginia Bisby Mulla Bisby  
Typed Name Signature

Asst. Superintendent/Director for Dept.: Virginia Bisby Mulla Bisby  
Typed Name Signature

Delivery Date: 8/14/25 Delivered By: Pamjeet Kaur

Received By: Emmalee Tullis

<b>For Business Office Use Only</b>
Assistant Superintendent Business Services: <u>[Signature]</u> Signature
Revenue Code: _____
Review Comments: _____
Board Agenda Date: <u>Sept 10, 2025</u>

**SUTTER COUNTY SUPERINTENDENT OF SCHOOLS OFFICE  
GIFT AND DONATION FORM**

**Donor Identification**

☒ Individual

☐ Business

Donor Name: Various SCSOS Employees

Phone: \_\_\_\_\_

Address: \_\_\_\_\_ City/State \_\_\_\_\_

Zip: \_\_\_\_\_

*Business only:* Position: \_\_\_\_\_

Phone: \_\_\_\_\_

Type of Business: \_\_\_\_\_

Gift or Donation:

☒ Cash

☐ Check

Dollar Amount: \$ \$ 310.00

☐ Other (List item below)

Date of Donation: \_\_\_\_\_

For Shady Creek Conrad's Closet

Intent of Gift or Donation: Conrad's Closet

Working Condition: \_\_\_\_\_

Estimated Dollar Value \$ \_\_\_\_\_

Donated To (Site/Program): \_\_\_\_\_

Site/Program Administrator: \_\_\_\_\_

Typed Name

Signature

Asst. Superintendent/Director for Dept.: \_\_\_\_\_

Typed Name

Signature

Delivery Date: \_\_\_\_\_

Delivered By: \_\_\_\_\_

Received By: \_\_\_\_\_

**For Business Office Use Only**

Assistant Superintendent Business Services \_\_\_\_\_

Signature

Revenue Code: \_\_\_\_\_

Review Comments: \_\_\_\_\_

Board Agenda Date: \_\_\_\_\_

Donor Identification ☐ Individual ☒ Business

Gift or Donation: ☐ Cash ☒ Check Dollar Amount: \$ 2,000  
☐ Other (List item below)  
 Date of Donation: \_\_\_\_\_

Asst. Superintendent/Director for Dept: Janine Franklin [Signature]

For Business Office Use Only

Review Comments: \_\_\_\_\_

js: wordfiles/forms/donationform  
revised 5-25-05: 6-3-09

BOARD AGENDA ITEM: Quarterly Report on Williams/ Uniform Complaints

BOARD MEETING DATE: September 10, 2025

AGENDA ITEM SUBMITTED FOR:

PREPARED BY:

       Action

Tania Martinez

  X   Reports/Presentation

SUBMITTED BY:

       Information

Tania Martinez

       Public Hearing

PRESENTING TO BOARD:

       Other (specify)

Kristi Johnson

BACKGROUND AND SUMMARY INFORMATION:

As per California Education Code Section 35186 the county superintendent reports on the number and nature of complaints filed for:

- 1) Textbooks and instructional materials
- 2) Teacher vacancies or mis-assignments
- 3) Facilities and conditions

None of the districts had any complaints filed during the period of April 2025 to June 2025.





970 Klamath Lane  
Yuba City, CA 95993  
PHONE: (530) 822-2933  
FAX: (530) 822-3085

### QUARTERLY REPORT ON WILLIAMS/VALENZUELA UNIFORM COMPLAINTS

(Education Code § 35186)

District: Sutter County Superintendent of Schools

Person completing this form: Kristi Johnson

Title: Assistant Superintendent of Schools

The Quarterly Report will be submitted at the Sutter County Superintendent of School's Board Meeting on August 13, 2025 for the reporting months of April, May and June 2025.

Please indicate the date this information will be reported publicly at your District's governing board meeting: August 13, 2025

Please check the box that applies:

- ☒ No complaints were filed with any school in the district during the quarter indicated above.
- ☐ Complaints were filed with schools in the district during the quarter indicated above. The following chart summarizes the nature and resolution of these complaints.

General Subject Area	Total Number of Complaints	Number Resolved	Number Unresolved
Textbooks & Instructional Materials	0		
Teacher Vacancies or Misassignments	0		
Facilities/Conditions	0		
TOTALS	0		

Tom Reusser

PRINT NAME OF DISTRICT SUPERINTENDENT

SIGNATURE OF DISTRICT SUPERINTENDENT



Agenda Item No. \_\_\_\_

BOARD AGENDA ITEM: \_\_\_\_\_

BOARD MEETING DATE: \_\_\_\_\_

AGENDA ITEM SUBMITTED FOR:

PREPARED BY:

\_\_\_\_\_ Action

\_\_\_\_\_

\_\_\_\_\_ Reports/Presentation

SUBMITTED BY:

\_\_\_\_\_ Information

\_\_\_\_\_

\_\_\_\_\_ Public Hearing

PRESENTING TO BOARD:

\_\_\_\_\_ Other (specify)

\_\_\_\_\_

BACKGROUND AND SUMMARY INFORMATION:

**SUTTER COUNTY BOARD OF EDUCATION**  
**SUTTER COUNTY SUPERINTENDENT OF SCHOOLS**  
Resolution to Establish a Solar Certificate of Participation Fund  
Resolution No. 25-26 –

WHEREAS, it is desirable that the Sutter County Superintendent of Schools have a Solar Certificate of Participation Fund for the purpose of segregating Sutter County financial transactions related to the Certificate of Participation for the solar projects at Feather River Academy and Shady Creek.

THEREFORE, BE IT RESOLVED, that the Governing Board hereby authorizes the Sutter County Auditor and Treasurer to establish a fund to be known as the SCSOS Solar COP Fund.

I hereby certify that the foregoing is a true copy of the resolution adopted by the Sutter County Board of Education, in a meeting thereof held on September 10, 2025 by the following vote:

Gill \_\_\_\_; Singh \_\_\_\_; Lachance \_\_\_\_; Pamma \_\_\_\_; Reid \_\_\_\_

Ayes: \_\_\_\_

Noes: \_\_\_\_

Absent: \_\_\_\_

---

Kash Gill, President  
Sutter County Board of Education

---

Tom Reusser, Ex-officio Secretary  
Sutter County Board of Education