

Agenda

SUTTER COUNTY BOARD OF EDUCATION

Regular Meeting

Wednesday, January 14, 2026- 5:30 p.m.
Sutter County Superintendent of Schools Office
970 Klamath Lane – Board Room
Yuba City, CA 95993

A full Board packet is available for review at the Sutter County Superintendent of Schools' website at www.sutter.k12.ca.us.

- 5:30 p.m.
- 1.0 **Call to Order**
 - 2.0 **Pledge of Allegiance**
 - 3.0 **Roll Call of Members:**
 - Kash Gill, President
 - Victoria Lachance, Vice President
 - Harjit Singh, Member
 - Mike Reid, Member
 - Gurv Pamma, Member
 - 4.0 **Items of Public Interest to Come to the Attention of the Board**

Members of the public wishing to address the Board on specific agenda items, or any item of interest that is within the subject matter jurisdiction of the Board, will be allowed to do so. At the discretion of the Board president, time limits may be imposed upon such presentations. No action may be taken on items not appearing on the posted agenda.
 - 5.0 **Approval of Board Minutes December 09, 2025, meeting**
[Action Item]
 - 6.0 **Business Services Report**
 - Nic Hoogeveen-Director Business Services
 - 6.1 Monthly Financial Report – December 2025
 - 7.0 **Investment Statements**

The Investment Statement as of October 31, 2025, from the County Treasurer will be presented.

Ron Sherrod, Assistant Superintendent

8.0 Donations

8.1 Ron Sherrod \$25.00

8.2 Be Xtra \$215.00

Ron Sherod- Assistant Superintendent

9.0 Items from the Superintendent/Board

10.0 Adjournment

In compliance with the Americans with Disabilities Act, for those requiring special assistance to access the Board Meeting room, to access written documents being discussed at the Board Meeting, or to otherwise participate at Board Meetings, please contact the Superintendent's Office at 530-822-2900 for assistance. Notification at least 48 hours prior to the meeting will enable the Superintendent's Office to make reasonable arrangements to ensure accessibility to the Board Meeting and to provide any required accommodation, auxiliary aids or services.

All Open Session Agenda related documents, including materials distributed less than 72 hours prior to the scheduled meeting, are available to the public for viewing at the Sutter County Superintendent of Schools Office located at 970 Klamath Lane, Yuba City, CA 95993.

Unapproved Minutes

SUTTER COUNTY BOARD OF EDUCATION

Monday, December 15, 2025

Regular Meeting – 5:30 p.m.

- 1.0 Board President Kash Gill opened the meeting at 5:30 p.m.
- 2.0 Pledge of Allegiance was led by Board President Kash Gill
- 3.0 Roll Call of Members:
Kash Gill, President-(Present until 5:35 p.m. Vice President Lachance took over the meeting at 5:35 p.m.)
Victoria Lachance, Vice President- Present
Mike Reid, Member- Present
Gurv Pamma, Member- Present
Harjit Singh, Member- Present
- 4.0 Items of Public Interest to Come to the Attention of the Board
None
- 5.0 Reorganization of the Sutter County Board of Education
 - 5.1 Election of Board President – Kash Gill
A motion was made to elect Kash Gill as Board President
Motion: M. Reid Seconded: H. Singh
Action: Motion Carried
Ayes: 5 (Singh, Pamma, Lachance, Reid, Gill)
Noes: 0 Absent: 0 Abstain: 0
 - 5.2 Election of Vice President – Victoria Lachance
A motion was made to elect Victoria Lachance as Vice Board President
Motion: K. Gill Seconded: M. Reid
Action: Motion Carried
Ayes: 4 (Singh, Pamma, Gill, Reid, Lachance)
Noes: 0 Absent: 0 Abstain: 0
- 6.0 Select the Superintendent's Salary Committee
A motion was made to select Gurv Pamma and Victoria Lachance for the committee.
Motion: H. Singh Seconded: M. Reid
Action: Motion Carried
Ayes: 4 (Lachance, Singh, Pamma, Reid)
Noes: 0 Absent: 1 Gill Abstain: 0
- 7.0 Appoint Governing Board Representative to serve on the AeroSTEM Board of Directors for AeroSTEM Academy
A motion was made to select Mike Reid for the AeroSTEM board
Motion: G. Pamma. Seconded: H. Singh
Action: Motion Carried

- Ayes: 4 (Singh, Pamma, Lachance, Reid)
Noes: 0 Absent: 1 Gill Abstain: 0
- 8.0 Set Location, Time, Meeting Dates, and Adopt 2026 Calendar
A motion was made to approve the 2026 Board Calendar.
Motion: M. Reid Seconded: H. Singh
Action: Motion Carried
Ayes: 4 (Lachance, Singh, Pamma, Reid)
Noes: 0 Absent: 1 Gill Abstain: 0
- 9.0 Approve Minutes of the November 12, 2025, Regular Meeting
A motion was made to approve the minutes of the Nov 12, 2025
Motion: M. Reid Seconded: H. Singh
Action: Motion Carried
Ayes: 4 (Lachance, Singh, Pamma, Reid)
Noes: 0 Absent: 1 Gill Abstain: 0
- 10.0 Investment Report
The Investment Statement as of September 30, 2025, from the County Treasurer will be presented. Assistant Superintendent: Ron Sherrod shared that interest is still going up 3.31 currently.
- 11.0 First Interim Report
The 25/26 First Interim Report will be presented to the Board for review and approval.
A motion was made to approve first interim
Motion: M. Reid Seconded: G. Pamma
Action: Motion Carried
Ayes: 4 (Lachance, Pamma, Singh, Reid)
Noes: 0 Absent: 1 Gill Abstain: 0
- 12.0 Approval of Board of Education Leases for the Sutter County Career Training and Conference Center with the Sutter County Superintendent of Schools' programs and departments, including the Sutter County One-Stop, Sutter County Adult Education, Career Training Center, Special Education, School-Based Medi-Cal Administrative Activities, and the Tri-County ROP.
A motion was made to approve first interim
Motion: H. Singh Seconded: G. Pamma
Action: Motion Carried
Ayes: 4 (Lachance, Pamma, Singh, Reid)
Noes: 0 Absent: 1 Gill Abstain: 0

13.0 Donations

13.1 Jean Wednesday- Thanksgiving Basket Drive \$365.00

Close Meeting at 5:48 p.m.

Open Public Hearing at 5:49 p.m.

PUBLIC HEARING

14.0 Public Hearing to Sunshine 2025-2026 Bargaining Proposals for Negotiations of the Sutter County Superintendent of Schools with the CSEA Chapter 634 (classified employees)

The purpose of this public hearing is to comply with Government Code Section 3547, which requires that initial collective bargaining proposals ("sunshine proposals") be presented at a public meeting before negotiations begin. The Sutter County Superintendent of Schools and the California School Employees Association (CSEA) Chapter 634 will engage in collective bargaining for the 2025–2026 school year. In accordance with the Rodda Act, both parties are required to make their initial proposals available for public review and comment prior to the start of negotiations.

Close Public Hearing at 5:53 p.m.

14.0 Items from the Superintendent/Board

1. All staff luncheon
2. CTC building update
3. CSBA conference
4. Public Ad from SCSOS Board

15.0 Adjournment 6:00 p.m.

In compliance with the Americans with Disabilities Act, for those requiring special assistance to access the Board Meeting room, to access written documents being discussed at the Board Meeting, or to otherwise participate at Board Meetings, please contact the Superintendent's Office at 530-822-2900 for assistance. Notification at least 48 hours prior to the meeting will enable the Superintendent's Office to make reasonable arrangements to ensure accessibility to the Board Meeting and to provide any required accommodations, auxiliary aids or services.

All Open Session Agenda related documents, including materials distributed less than 72 hours prior to the scheduled meeting, are available to the public for viewing at the Sutter County Superintendent of Schools Office located at 970 Klamath Lane, Yuba City, CA 95993.

Agenda Item No. ____

BOARD AGENDA ITEM: _____

BOARD MEETING DATE: _____

AGENDA ITEM SUBMITTED FOR:

PREPARED BY:

_____ Action

_____ Reports/Presentation

SUBMITTED BY:

_____ Information

_____ Public Hearing

PRESENTING TO BOARD:

_____ Other (specify)

BACKGROUND AND SUMMARY INFORMATION:

Summary Report of Revenues, Expenditures and Changes in Fund Balance (Unrestricted and Restricted Combined)

December 2025

11/01/25-12/15/25

Description	Account Codes	Original Budget	Operating Budget	Actuals to Date	Projected Yr Totals	Difference (Col D - B)	2025-26 % Actuals as a % of Budget
		7/1/25 (A)	10/31/25 (B)	12/15/25 (C)	12/15/25 (D)	(E)	
A. Revenues							
1. Local Control Funding Formula	8010-8099	\$ 12,099,350	12,093,955	\$ 3,414,728	\$ 12,093,955	-	A 28.2%
2. Federal Revenues	8100-8299	\$ 4,489,293	4,604,086	\$ 907,936	\$ 4,604,086	-	B 19.7%
3. Other State Revenues	8300-8599	\$ 13,550,404	13,839,223	\$ 5,364,950	\$ 13,839,223	-	C 38.8%
4. Other Local Revenues	8600-8799	\$ 21,802,094	23,085,367	\$ 2,685,351	\$ 23,085,367	-	D 11.6%
5. TOTAL REVENUES		\$ 51,941,141	\$ 53,622,631	\$ 12,372,965	\$ 53,622,631	\$ -	23.1%
B. Expenditures							
1. Certificated Salaries	1000-1999	\$ 11,357,105	11,409,380	\$ 4,386,389	\$ 11,409,380	-	E 38.4%
2. Classified Salaries	2000-2999	\$ 14,324,610	14,853,452	\$ 5,792,491	\$ 14,853,452	-	F 39.0%
3. Employee Benefits	3000-3999	\$ 12,138,181	12,486,779	\$ 4,369,180	\$ 12,486,779	-	G 35.0%
4. Books and Supplies	4000-4999	\$ 1,260,846	1,521,113	\$ 506,273	\$ 1,550,750	29,637	H 33.3%
5. Services, Other Operation	5000-5999	\$ 9,440,690	12,800,446	\$ 4,838,758	\$ 12,800,446	-	I 37.8%
6. Capital Outlay	6000-6999	\$ 273,478	850,864	\$ 131,967	\$ 850,864	-	J 15.5%
7. Other Outgo	7100-7299	\$ 1,924,257	\$ 3,085,914	\$ 532,154	\$ 3,085,914	-	K 17.2%
8. Direct Support/Indirect	7300-7399	\$ (125,714)	\$ (151,264)	\$ (41,164)	\$ (151,264)	-	L 27.2%
9. Debt Service	7400-7499	\$ 847,732	\$ 576,458	\$ 288,229	\$ 576,458	-	M 50.0%
10. TOTAL EXPENDITURES		\$ 51,441,185	\$ 57,433,142	\$ 20,804,277	\$ 57,462,779	29,637	36.2%
C. Excess (Deficiency) of Revenues Over Expenditures Before Other Financing Sources and Uses (A5-B10)							
		\$ 499,956	\$ (3,810,511)	\$ (8,431,312)	\$ (3,840,148)	\$ (29,637)	219.6%
D. Other Financing Sources/Uses							
1. Transfers In	8910-8979	\$ 34,000	\$ 34,000		\$ 34,000	-	0.0%
2. Transfer Out	7610-7629	\$ 1,950,036	\$ 1,809,258		\$ 1,809,258	-	0.0%
3. Contributions	8980-8999	\$ -	\$ -	\$ (601)	\$ -	-	0.0%
Total, Other Fin Sources/Uses		\$ (1,916,036)	\$ (1,775,258)	\$ (601)	\$ (1,775,258)	\$ -	0.0%
E. Net Change to Fund Balance							
		\$ (1,416,080)	\$ (5,585,769)	\$ (8,431,913)	\$ (5,615,406)	\$ (29,637)	H
F. Fund Balance (Fund 01 only)							
1. Beginning Balance		\$ 31,424,693	\$ 37,581,407	\$ 37,581,407	\$ 37,581,407	-	
2. Adjustments/Restatements		\$ -	\$ -	\$ -	\$ -		
Ending Balance		\$ 30,008,613	\$ 31,995,638	\$ 29,149,494	\$ 31,966,001	\$ (29,637)	
G. Components of Ending Fund Balance							
Designated Amounts	9711-9730	\$ 10,500	\$ 10,500		\$ 10,500	\$ -	
Legally Restricted	9740-9760	\$ 13,782,089	\$ 13,759,881		\$ 13,726,980	\$ -	
Assigned	9780	\$ 13,546,463	\$ 15,263,137		\$ 15,264,919	\$ -	
Restricted Economic Uncertainty	9789	\$ 2,669,561	\$ 2,962,120		\$ 2,963,602	\$ -	
Unassigned/Unappropriated	9790	\$ -	\$ -		\$ -	\$ -	

Explanation of Differences
Net Change in Current Year Budget Board Report
11/01/25-12/15/25

	<u>Amount</u>	<u>Explanation of Differences</u>
A Local Control Funding Formula (8010-8099)	\$ -	
B Federal Revenues (8100-8299)	\$ -	
C Other State Revenues (8300-8599)	\$ -	
D Other Local Revenues (8600-8799)	\$ -	
E Certificated Salaries (1000-1999)	\$ -	
F Classified Salaries (2000-2999)	\$ -	
G Employee Benefits (3000-3999)	\$ -	
H Books and Supplies (4000-4999)		
Special Education	\$ 29,637	Increased budget due to receiving Medi-cal minigrants.
	\$ 29,637	
I Services, Other Operations (5000-5999)	\$ -	
J Capital Outlay (6000-6999)	\$ -	
K Other Outgo (7100 - 7299)	\$ -	
L Direct Support / Indirect (7300-7399)	\$ -	
M Debt Services (7400 - 7499)	\$ -	
N Transfers In (8910-8979)	\$ -	
O Transfers Out (7610-7629)	\$ -	
P Contributions (8980-8999)	\$ -	
Net Change in Current Year Budget	\$ (29,637)	

Agenda Item No. _____

BOARD AGENDA ITEM: Investment Statements

BOARD MEETING DATE: January 14, 2026

AGENDA ITEM SUBMITTED FOR:

PREPARED BY:

 Action

Ron Sherrod

 Reports/Presentation

SUBMITTED BY:

X Information

Ron Sherrod

 Public Hearing

PRESENTING TO BOARD:

 Other (specify)

Ron Sherrod

BACKGROUND AND SUMMARY INFORMATION:

The Investment Statement as of October 31, 2025 from the County Treasurer will be presented.

Nicholas F. Valencia
Treasurer-Tax Collector



Christina N. Hernandez
Assistant Treasurer-Tax Collector

November 30, 2025

To: Sutter County Board of Supervisors

Re: Sutter County Investment Portfolio Report for October 31, 2025

Following is the Sutter County Investment Portfolio report as of October 31, 2025. The schedule includes all short-term, mid-term and long-term investments held at the conclusion of business on the final day of the month. The Sutter County Treasurer and Tax Collector is given authority over the pooled investment portfolio through Board delegation pursuant to Government Code §27000.1. Investment activities of the pooled treasury are governed by Government Code §53601 as incorporated in the Sutter County Investment Policy. Investment of the county's, school districts' and special districts' surplus funds start with the objective of safety of the principle to minimize possibility losses. Following safety is the liquidity objective to provide coverage of day-to-day operations and to meet contingency as they arise. The final objective is earning a reasonable return or yield on the funds invested. The Sutter County Investment Policy may be found on the Treasurer's webpage at: <https://www.suttercounty.org/government/county-departments/treasurer-tax-collector>

As Treasurer and Tax Collector, I certify that this document reflects the government agencies' pooled investments and that all investments are in compliance with the County of Sutter Investment Policy.

The combined cash and investments in the county treasury total \$464,905,867.44 and will provide sufficient cash flow liquidity to meet estimated pooled treasury expenditures for the next six months.

Invested treasury funds total \$463,850,309.81 with \$258,675,529.53 under the management of the Local Agency Investment Fund, California Asset Management Program, CalTrust, and Money Market Mutual Funds with US Bank. The Bank of New York, which provides third-party safekeeping services to Sutter County, provides market value data. The dollar-weighted average maturity of invested funds is 249 days.

Investments are selected based on criteria contained in the Sutter County Investment Policy, which emphasizes safety, liquidity, yield, and diversification. Therefore, the interest rates will fluctuate, and the types of investments will vary depending upon county needs and market availability on a particular day.

Respectfully submitted,

A handwritten signature in blue ink, appearing to read "Nicholas Valencia", is written over a horizontal line.

Nicholas F. Valencia
Treasurer-Tax Collector

SUTTER COUNTY
INVESTMENT PORTFOLIO
October 31, 2025



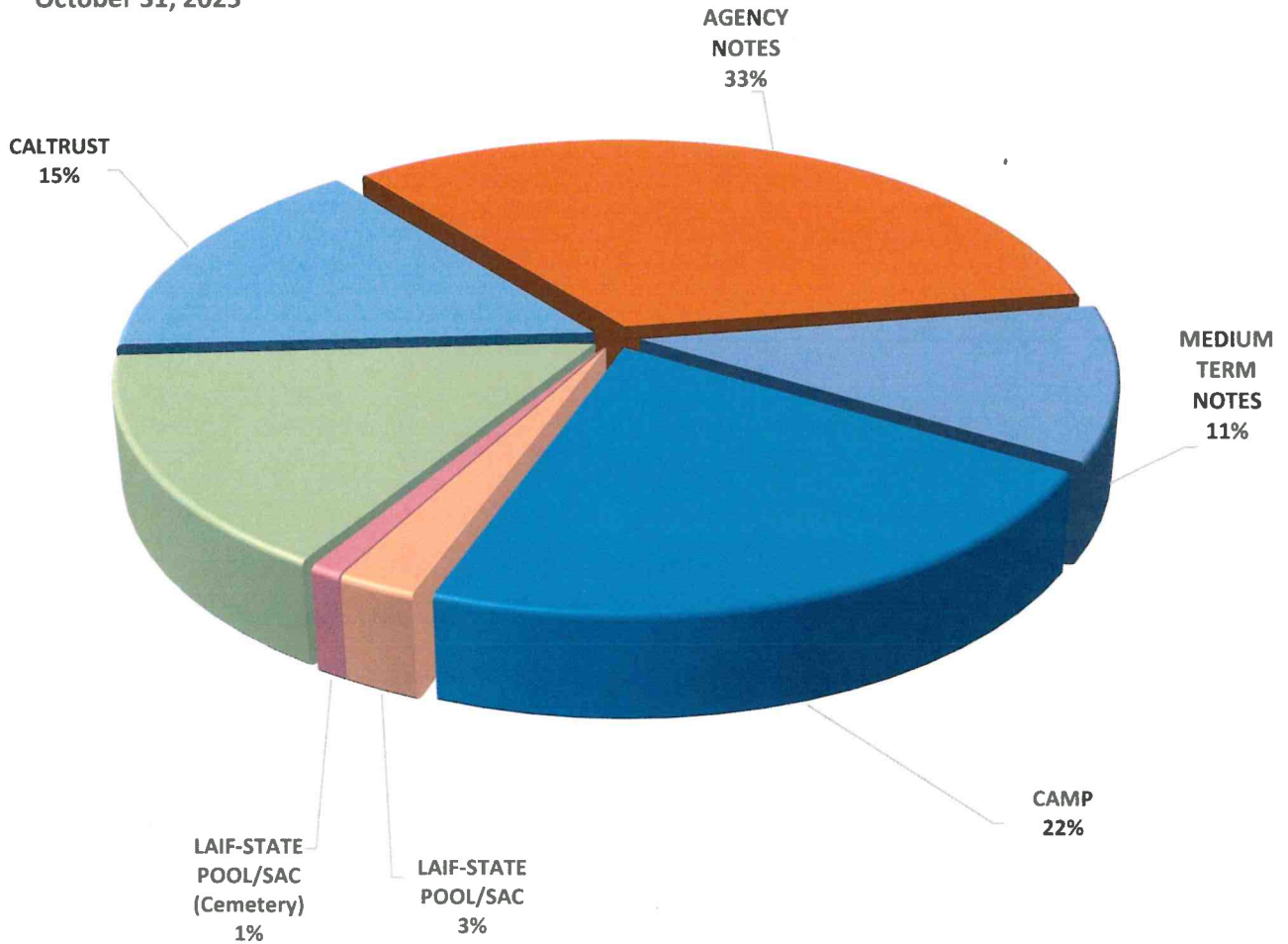
TREASURY	NUMBER	INSTITUTION/BRANCH	CUSIP	BOOK VALUE	MARKET VALUE	PAR VALUE	INVESTED	DATE	MATURES	DAYS		CURRENT YIELD	RATE
										INVESTED	INVESTED		
MANAGED FUNDS													
2025-00A	CAMP	0	101,875,977.69	101,875,977.69	101,875,977.69	N/A	N/A	N/A	N/A	N/A	N/A	4.26000%	4.26000%
2025-00B	LAIF-STATE POOL/SAC	0	10,753,357.03	10,753,357.03	10,753,357.03	N/A	N/A	N/A	N/A	N/A	N/A	4.12000%	4.12000%
2025-00C	LAIF-STATE POOL/SAC (Cemetery)	0	4,366,271.75	4,366,271.75	4,366,271.75	N/A	N/A	N/A	N/A	N/A	N/A	4.12000%	4.12000%
2025-00E	CALTRUST	0	70,860,630.79	70,860,630.79	70,860,630.79	N/A	N/A	N/A	N/A	N/A	N/A	4.20000%	4.20000%
2025-00F	USBANK SWEEP	0	70,819,292.27	70,819,292.27	70,819,292.27	N/A	N/A	N/A	N/A	N/A	N/A	3.62355%	3.62355%
TOTAL MANAGED FUNDS			258,675,529.53	258,675,529.53	258,675,529.53								
AGENCIES NOTES													
20197	FLHMC (FREDDIE MAC)	3134GXCH5	4,000,000.00	3,991,680.00	4,000,000.00	11/25/20	11/25/25	11/25/25	1,826	0.60000%	0.60000%	0.60000%	0.60000%
20198	FLHMC (FREDDIE MAC)	3134GXCS1	4,000,000.00	3,992,120.00	4,000,000.00	11/25/20	11/25/25	11/25/25	1,826	0.63000%	0.63000%	0.62500%	0.62500%
20204	FFCB (FEDERAL FARM CREDIT BANK)	3133EMUC7	4,000,000.00	3,987,920.00	4,000,000.00	12/01/20	12/01/20	12/01/25	1,826	0.56000%	0.56000%	0.56000%	0.56000%
21118	FFCB (FEDERAL FARM CREDIT BANK)	3133ENFR6	4,250,000.00	4,240,055.00	4,250,000.00	12/01/21	12/01/21	12/01/25	1,461	1.34000%	1.34000%	1.34000%	1.34000%
20201	FLHMC (FREDDIE MAC)	3134GXDM3	4,000,000.00	3,989,960.00	4,000,000.00	12/01/20	12/01/20	12/01/25	1,826	0.62000%	0.62000%	0.62000%	0.62000%
20219	FLHB (FEDERAL HOME LOAN BANK)	3130AKJR8	4,000,000.00	3,992,880.00	4,000,000.00	12/16/20	12/16/20	12/16/25	1,826	0.57000%	0.57000%	0.57000%	0.57000%
20217	FFCB (FEDERAL FARM CREDIT BANK)	3133EMKT8	4,000,000.00	3,980,840.00	4,000,000.00	12/17/20	12/17/20	12/17/25	1,826	0.54000%	0.54000%	0.54000%	0.54000%
20212	FNMA (FANNIE MAE)	3135G06K4	2,000,000.00	1,991,820.00	2,000,000.00	12/17/20	12/17/20	12/17/25	1,826	0.65000%	0.65000%	0.65000%	0.65000%
20227	FFCB (FEDERAL FARM CREDIT BANK)	3133EMLR1	4,000,000.00	3,980,000.00	4,000,000.00	12/17/20	12/17/20	12/23/25	1,825	0.50000%	0.50000%	0.50000%	0.50000%
20231	FNMA (FANNIE MAE)	3135G06G1	6,000,588.03	5,969,640.00	6,000,000.00	12/30/20	12/30/20	12/30/25	1,826	0.64000%	0.64000%	0.64000%	0.64000%
22004	FFCB (FEDERAL FARM CREDIT BANK)	3133ENLD0	4,000,000.00	3,977,080.00	4,000,000.00	01/26/22	01/26/22	01/26/26	1,461	1.54000%	1.54000%	1.53000%	1.53000%
21050	FLHB (FEDERAL HOME LOAN BANK)	3130AMK37	4,000,000.00	3,936,160.00	4,000,000.00	05/26/21	05/26/21	05/26/26	1,826	1.07000%	1.07000%	1.05000%	1.05000%
21052	FLHB (FEDERAL HOME LOAN BANK)	3130AMMG2	3,000,000.00	2,949,000.00	3,000,000.00	06/08/21	06/08/21	06/08/26	1,826	0.93000%	0.93000%	0.91000%	0.91000%
21054	FLHB (FEDERAL HOME LOAN BANK)	3130AMPJ5	2,000,000.00	1,965,520.00	2,000,000.00	06/16/21	06/16/21	06/16/26	1,826	0.97000%	0.97000%	0.95000%	0.95000%
21129/21132	FFCB (FEDERAL FARM CREDIT BANK)	3133ENHV5	4,000,000.00	3,940,880.00	4,000,000.00	12/22/21	12/22/21	06/22/26	1,643	1.41000%	1.41000%	1.39000%	1.39000%
21085	FFCB (FEDERAL FARM CREDIT BANK)	3133EM3T7	3,999,447.97	3,902,040.00	4,000,000.00	09/01/21	09/01/21	09/01/26	1,826	0.89000%	0.89000%	0.87000%	0.87000%
21090	FLHB (FEDERAL HOME LOAN BANK)	3130ANRR3	4,000,000.00	3,904,200.00	4,000,000.00	09/17/21	09/17/21	09/17/26	1,826	1.02000%	1.02000%	1.00000%	1.00000%
21127	FLHB (FEDERAL HOME LOAN BANK)	3130APVC8	3,649,569.70	3,557,217.00	3,650,000.00	12/16/21	12/16/21	12/01/26	1,811	1.41000%	1.41000%	1.37500%	1.37500%
21125	FFCB (FEDERAL FARM CREDIT BANK)	3133ENHC7	4,000,000.00	3,905,200.00	4,000,000.00	12/16/21	12/16/21	12/14/26	1,824	1.64000%	1.64000%	1.60000%	1.60000%
21130	FFCB (FEDERAL FARM CREDIT BANK)	3133ENJC5	4,000,000.00	3,889,240.00	4,000,000.00	12/22/21	12/22/21	12/22/26	1,828	1.33000%	1.33000%	1.29000%	1.29000%
21121	FLHB (FEDERAL HOME LOAN BANK)	3130AQSP4	2,000,000.00	1,951,260.00	2,000,000.00	12/30/21	12/30/21	12/30/26	1,826	1.65000%	1.65000%	1.61000%	1.61000%
21128	FLHB (FEDERAL HOME LOAN BANK)	3130AQDD2	2,500,000.00	2,434,575.00	2,500,000.00	12/30/21	12/30/21	12/30/26	1,826	1.49000%	1.49000%	1.45000%	1.45000%
22002	FFCB (FEDERAL FARM CREDIT BANK)	3133ENKG4	3,994,358.36	3,892,840.00	4,000,000.00	01/12/22	01/12/22	01/11/27	1,825	1.51000%	1.51000%	1.47000%	1.47000%
22003	FLHB (FEDERAL HOME LOAN BANK)	3130AQKM4	4,000,000.00	3,902,720.00	4,000,000.00	01/28/22	01/28/22	01/28/27	1,826	1.79000%	1.79000%	1.75000%	1.75000%
22009	FLHB (FEDERAL HOME LOAN BANK)	3130AQWC3	3,500,000.00	3,423,735.00	3,500,000.00	02/28/22	02/28/22	02/24/27	1,822	2.10000%	2.10000%	2.05000%	2.05000%
22026	FLHB (FEDERAL HOME LOAN BANK)	3130ARJH5	3,996,011.39	3,962,040.00	4,000,000.00	04/22/22	04/22/22	04/22/27	1,826	3.18000%	3.18000%	3.15000%	3.15000%
22028	FLHB (FEDERAL HOME LOAN BANK)	3130ARPB1	4,000,000.00	3,871,720.00	4,000,000.00	04/28/22	04/28/22	04/28/27	1,826	3.52000%	3.52000%	3.50000%	3.50000%
22049	FLHB (FEDERAL HOME LOAN BANK)	3130ASFQ7	2,000,000.00	1,995,720.00	2,000,000.00	06/29/22	06/29/22	06/29/27	1,826	4.01000%	4.01000%	4.00000%	4.00000%
25026	FLHB (FEDERAL HOME LOAN BANK)	3130B6SS8	2,000,000.00	2,005,780.00	2,000,000.00	06/23/25	06/23/25	06/23/28	1,096	4.29000%	4.29000%	4.30000%	4.30000%
24180	FLHMC (FREDDIE MAC)	3134HAH30	5,000,000.00	5,006,250.00	5,000,000.00	12/04/24	12/04/24	06/04/29	1,643	4.59000%	4.59000%	4.60000%	4.60000%
25035	FLHB (FEDERAL HOME LOAN BANK)	3130B6SW7	5,000,000.00	4,990,250.00	5,000,000.00	07/02/25	07/02/25	07/02/29	1,461	4.70000%	4.70000%	4.69000%	4.69000%
24178	FLHB (FEDERAL HOME LOAN BANK)	3130B3JD3	7,000,000.00	7,010,150.00	7,000,000.00	11/25/24	11/25/24	11/20/29	1,821	4.79000%	4.79000%	4.80000%	4.80000%
24181	FLHB (FEDERAL HOME LOAN BANK)	3130B3VS9	10,000,000.00	10,000,900.00	10,000,000.00	12/05/24	12/05/24	12/05/29	1,826	4.87000%	4.87000%	4.87000%	4.87000%
25063	FFCB (FEDERAL FARM CREDIT BANK)	3133ETSW8	10,000,000.00	10,001,000.00	10,000,000.00	08/12/25	08/12/25	02/12/30	1,645	4.62000%	4.62000%	4.62000%	4.62000%
25027	FFCB (FEDERAL FARM CREDIT BANK)	3133ETMB0	5,000,000.00	5,008,650.00	5,000,000.00	06/24/25	06/24/25	06/24/30	1,826	4.64000%	4.64000%	4.65000%	4.65000%
25036	FLHB (FEDERAL HOME LOAN BANK)	3130B6SV9	5,000,000.00	5,011,800.00	5,000,000.00	07/08/25	07/08/25	07/08/30	1,826	4.64000%	4.64000%	4.65000%	4.65000%
TOTAL AGENCY NOTES			153,889,985.45	152,567,502.00	153,900,000.00								
MEDIUM TERM NOTES													
20229	CATERPILLAR FINL SERVICE (CAT)	14913R2H9	4,000,000.00	3,996,320.00	4,000,000.00	12/28/20	12/28/20	11/13/25	1,781	0.80000%	0.80000%	0.80000%	0.80000%
20215	BANK OF AMERICA CORP (BAC)	06049WK41	3,999,876.31	3,991,960.00	4,000,000.00	12/10/20	12/10/20	11/25/25	1,811	1.00000%	1.00000%	1.00000%	1.00000%
20225	JP MORGAN CHASE & CO (JPM)	48128GY53	2,000,000.00	1,988,980.00	2,000,000.00	12/22/20	12/22/20	12/22/25	1,826	0.83000%	0.83000%	0.82500%	0.82500%
21008	JOHN DEERE CAPITAL CORP (DE)	24422EYK2	3,999,985.80	3,971,640.00	4,000,000.00	02/01/21	02/01/21	01/15/26	1,809	0.70000%	0.70000%	0.70000%	0.70000%
22012	PUBLIC STORAGE (PSA)	74460WAA5	3,981,461.56	3,960,200.00	4,000,000.00	02/14/22	02/14/22	02/15/26	1,462	0.88000%	0.88000%	0.87500%	0.87500%

**SUTTER COUNTY
INVESTMENT PORTFOLIO
October 31, 2025**



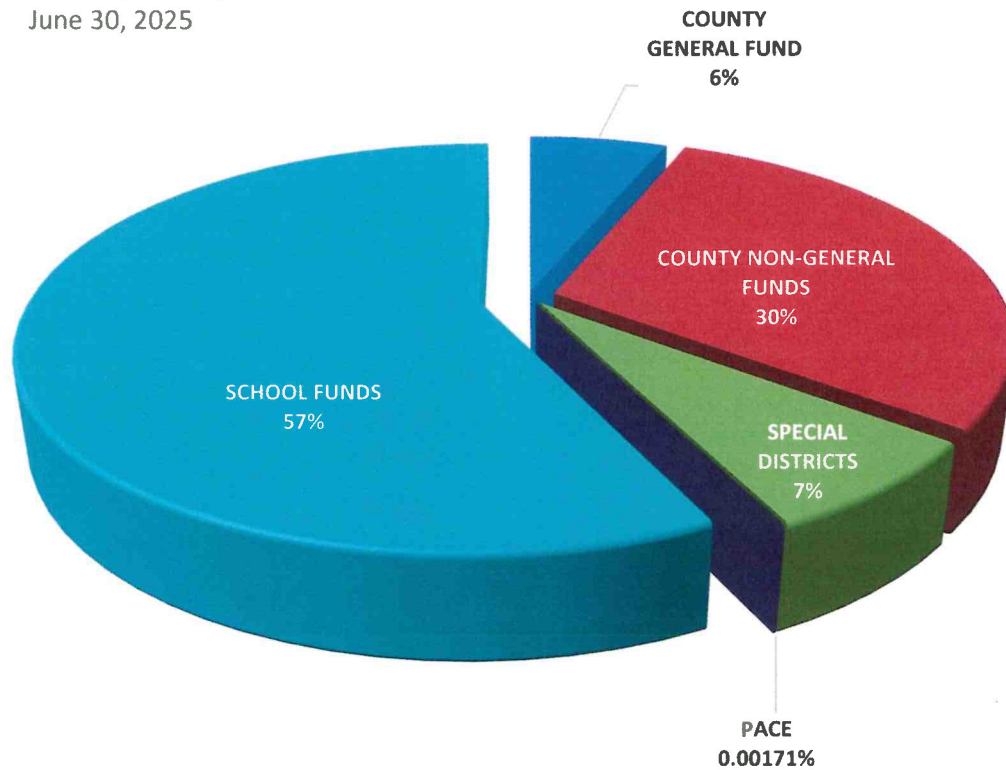
TREASURY										TOTAL	
NUMBER	INSTITUTION/BRANCH	CUSIP	BOOK VALUE	MARKET VALUE	PAR VALUE	DATE INVESTED	DATE MATURES	INVESTED DAYS	CURRENT YIELD	RATE	
22037	BANK OF AMERICA CORP (BAC)	06048WV56	2,000,000.00	1,999,980.00	2,000,000.00	05/05/22	05/05/26	1,461	4.00000%	4.00000%	
21063	BANK OF AMERICA CORP (BAC)	06048WM49	2,000,000.00	1,963,580.00	2,000,000.00	06/15/21	06/15/26	1,826	2.04000%	2.00000%	
21081	BANK OF AMERICA CORP (BAC)	06048WN22	2,000,000.00	1,940,480.00	2,000,000.00	08/26/21	08/26/26	1,826	1.29000%	1.25000%	
21106	JP MORGAN CHASE & CO (JPM)	48128GSU0	2,000,000.00	1,932,200.00	2,000,000.00	10/29/21	10/29/26	1,826	1.53000%	1.48000%	
22011	HONEYWELL INTERNATIONAL (HON)	438516BL9	2,007,192.60	1,971,660.00	2,000,000.00	02/14/22	11/01/26	1,721	2.54000%	2.50000%	
21120	PUBLIC STORAGE (PSA)	74460DAG4	3,493,138.36	3,410,700.60	3,495,000.00	12/03/21	11/09/26	1,802	1.54000%	1.50000%	
21115	JP MORGAN CHASE & CO (JPM)	48130UZH1	4,000,000.00	3,426,320.00	4,000,000.00	11/30/21	11/30/26	1,826	1.75000%	1.50000%	
22025	MASTERCARD INC	57636QAR5	4,008,988.39	3,970,600.00	4,000,000.00	04/12/22	03/26/27	1,809	3.32000%	3.30000%	
22055	TSMC ARIZONA CORP	872898AF8	2,199,444.91	2,194,896.00	2,200,000.00	06/28/22	04/22/27	1,759	3.88000%	3.87500%	
22056	BEVERLY HILLS CA PUBLIC FING	088006KB6	1,736,610.51	1,731,474.00	1,800,000.00	06/28/22	06/01/27	1,799	1.38000%	1.32700%	
23028	3M COMPANY (MMM)	88579YAY7	2,913,370.88	2,937,360.00	3,000,000.00	02/08/23	10/15/27	1,710	2.94000%	2.87500%	
23029	UNITEDHEALTH GROUP (UNH)	91324PDE9	1,949,566.55	1,964,720.00	2,000,000.00	02/08/23	10/15/27	1,710	3.00000%	2.95000%	
23027	PROCTER & GAMBLE (PG)	742718FZ7	2,995,158.96	3,014,070.00	3,000,000.00	02/08/23	01/26/28	1,813	3.93000%	3.95000%	
TOTAL MEDIUM TERM NOTES			51,284,794.83	50,367,140.60	51,495,000.00	AVERAGE		1,759	3.28140%	3.26431%	
TOTAL POOL INVESTMENTS			463,850,309.81	461,610,172.13	464,070,529.53						

Sutter County
Pooled Investment Portfolio
October 31, 2025



	BOOK VALUE	PERCENTAGE OF MANAGED PORTFOLIO	INVESTED % OF POOLED PORTFOLIO	AVERAGE DAYS TO MATURITY	AVERAGE YIELD
CAMP	\$101,875,977.69	21.96%	22.17%	1	4.26%
LOCAL AGENCY INVESTMENT FUND (COUNTY)	10,753,357.03	2.32%	2.34%	1	4.12%
LOCAL AGENCY INVESTMENT FUND (CEMETERY)	4,366,271.75	0.94%		1	4.12%
MONEY MARKET MUTUAL FUND	70,819,292.27	15.27%	15.41%	1	3.62%
CALTRUST	70,860,630.79	15.28%	15.42%	1	4.20%
MEDIUM TERM NOTES	51,284,794.83	11.06%	11.16%	353	2.08%
AGENCY NOTES	153,889,985.45	33.18%	33.49%	512	2.06%
TOTAL MANAGED INVESTMENTS	\$463,850,309.81	100.00%	100.00%	422	3.28%
LESS: LAIF FUNDS NOT POOLED	4,366,271.75	0.94%			
TOTAL POOLED INVESTMENTS	\$459,484,038.06	99.06%	100.00%	422	3.28%

Sutter County
Pooled Treasury Participants
June 30, 2025



The Pooled Treasury is comprised of over 273 separate funds representing the County's General Fund, County Non-General funds, special districts, school districts, and funds collected and held for the various PACE programs that are authorized by the City of Yuba City.

At the close of business June 30, 2025, pool participants' cash and investment balances consisted of the following:

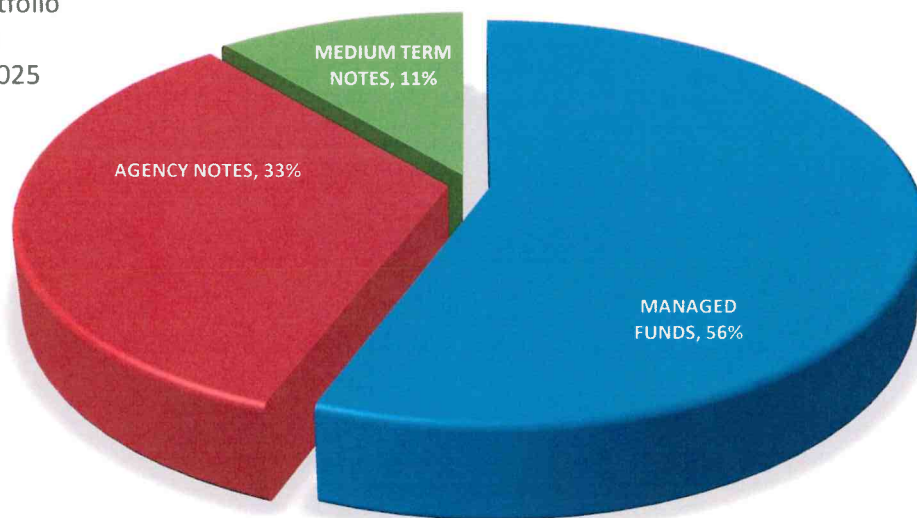
COUNTY GENERAL FUND	6.06%
COUNTY NON-GENERAL FUNDS	29.57%
SPECIAL DISTRICTS	7.23%
PACE	0.00%
SCHOOL FUNDS	<u>57.14%</u>

The pooled portfolio is comprised of three major classes of assets. As of October 31, 2025, agency notes made up 33%, medium term notes represented 11% and funds under management within the Local Area Investment Fund (LAIF), the California Asset Management Program (CAMP), Investment Trust of California (CalTRUST), and US Bank completing the portfolio at 56%.

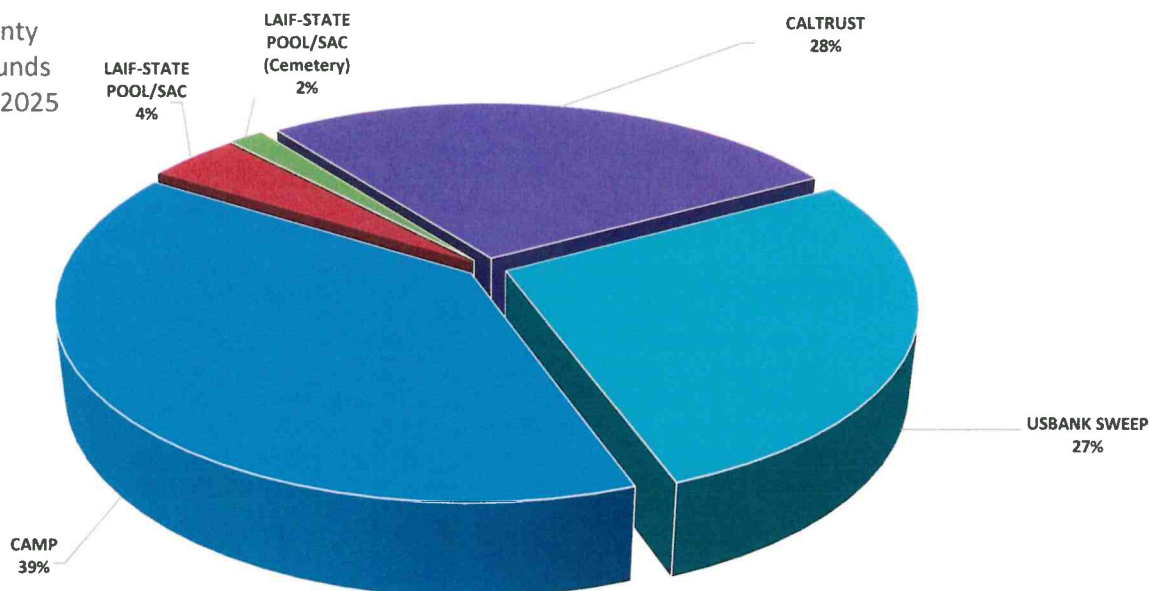
All assets are in compliance with the Sutter County Investment Policy and adhere to the requirements of California Government Code §53601-§53645 and §16429.1-§16429.3, which relate to the investing in the Local Area Investment Fund (LAIF)

Within the three major classes of assets the portfolio is further diversified, again, operating within the constraints of California Government Code and the Sutter County Investment Policy. The following charts provide a quick glance of the make-up of each category.

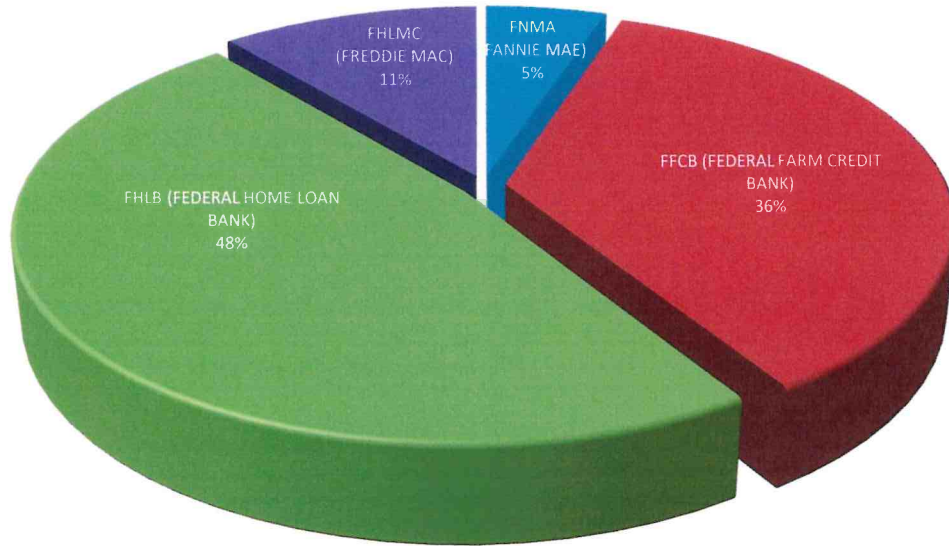
Sutter County
Investment Portfolio
Categories
October 31, 2025



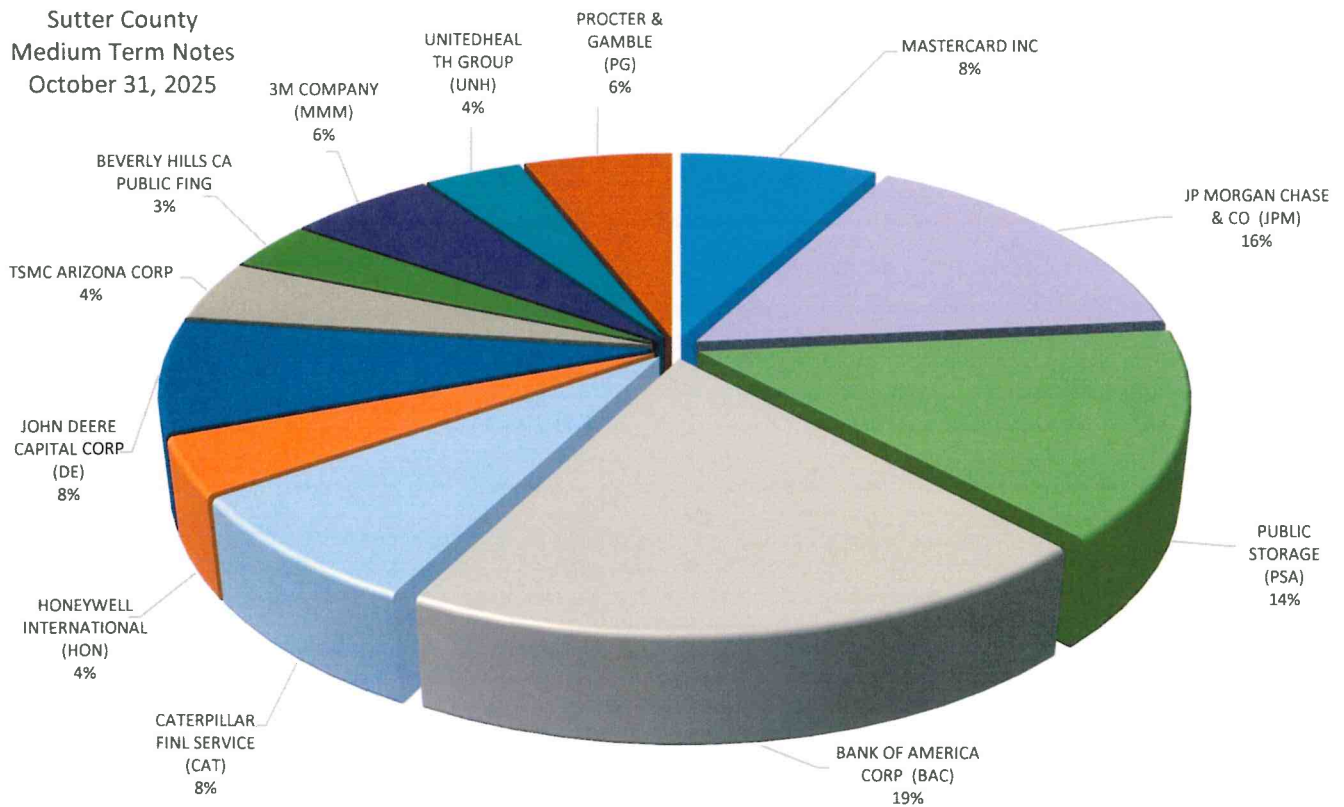
Sutter County
Managed Funds
October 31, 2025



Sutter County
Agency Notes
October 31, 2025

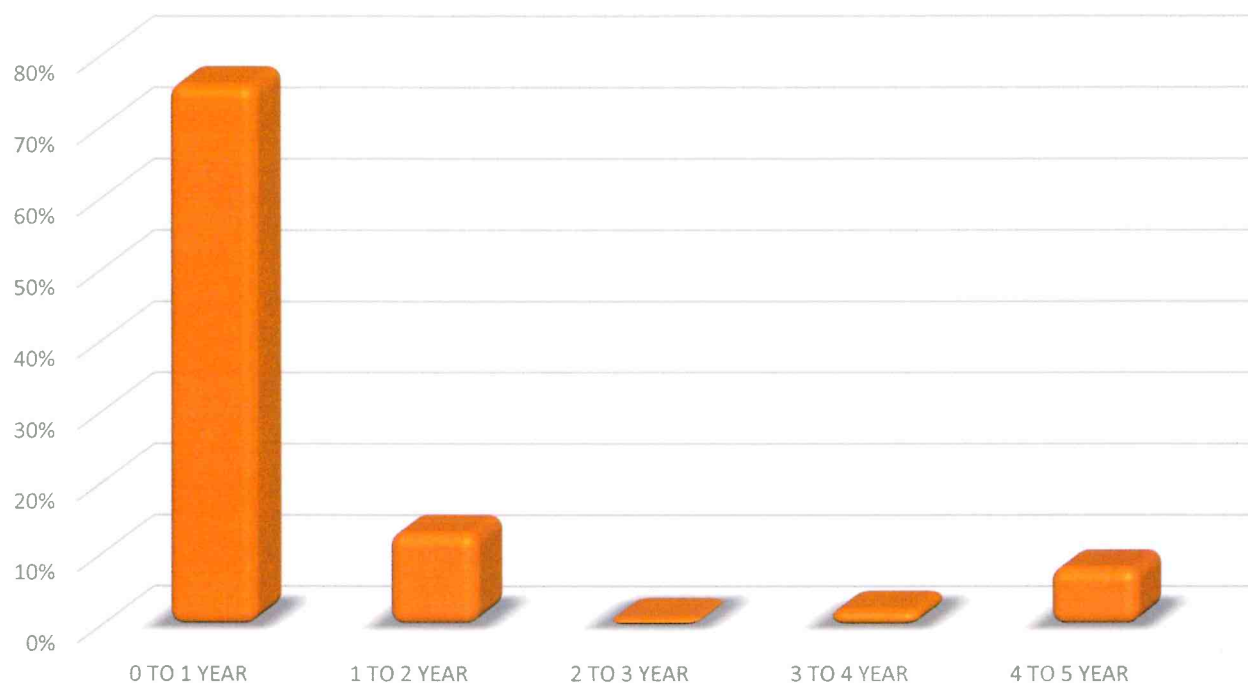


Sutter County
Medium Term Notes
October 31, 2025



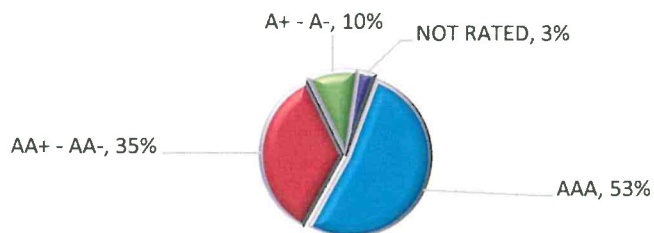
All investments conform to California Government Code §56301 with maturities of no more than five years.

Sutter County
Pooled Portfolio Aging
October 31, 2025



Investments in the pool must have a category rating of A or better at the time of purchase, as prescribed in the Sutter County Investment Policy, with the exception of LAIF, which is authorized in GC §16429.1-§16429.3.

Sutter County
Pooled Portfolio Asset Ratings
October 31, 2025



Agenda Item No. _____

BOARD AGENDA ITEM: Donations

BOARD MEETING DATE: January 14, 2026

AGENDA ITEM SUBMITTED FOR:

PREPARED BY:

 Action

Maggie Navarro

 Reports/Presentation

SUBMITTED BY:

 X Information

Ron Sherrod

 Public Hearing

PRESENTING TO BOARD:

 Other (specify)

Ron Sherrod

BACKGROUND AND SUMMARY INFORMATION:

<u>Donor</u>	<u>Value</u>	<u>Purpose</u>
Various SCSOS employees-Jean Wednesday	\$216.00	Be Xtra
1 SCSOS employee	\$25.00	Sunshine Fund

Total \$241.00

	<u>25-26 Year</u>	<u>Current Period</u>	<u>To Date</u>
Total Donations-Cash	\$6,797.00	\$241.00	\$7,038.00
Total Donations-Value	\$300.00	\$0.00	\$300.00
Total Donations	\$6,797.00	\$241.00	\$7,338.00

**SUTTER COUNTY SUPERINTENDENT OF SCHOOLS OFFICE
GIFT AND DONATION FORM**

Donor Identification ☐ Individual ☐ Business

Donor Name: 1 SCSOS employee Phone: _____

Address: _____ City/State _____ Zip: _____

Business only: Position: _____

Phone: _____ Type of Business: _____

Gift or Donation: ☒ Cash ☐ Check Dollar Amount: \$ 25.00

Date of Donation: 12/3/25

For Sunshine Fund

Intent of Gift or Donation: For Sunshine Fund

Working Condition: _____

Estimated Dollar Value \$ 25.00

Donated To (Site/Program): _____

Site/Program Administrator: _____

Typed Name

Signature

Asst. Superintendent/Director for Dept.: _____


Typed Name

Signature

Delivery Date: 12/3/25 Delivered By: _____

Received By: _____

For Business Office Use Only

Assistant Superintendent Business Services 

Signature

Revenue Code: _____

Review Comments: _____

Board Agenda Date: _____

**SUTTER COUNTY SUPERINTENDENT OF SCHOOLS OFFICE
GIFT AND DONATION FORM**

Donor Identification ☐ Individual ☐ Business

Donor Name: Various SCSOS employees Phone: _____

Address: _____ City/State _____ Zip: _____

Business only: Position: _____

Phone: _____ Type of Business: _____

Gift or Donation: ☒ Cash ☐ Check Dollar Amount: \$ 216.00

Date of Donation: 1/5/2026

Jean Wednesday for Be Xtra

Intent of Gift or Donation: _____

Working Condition: _____

Estimated Dollar Value \$ _____

Donated To (Site/Program): _____

Site/Program Administrator: _____

Typed Name

Signature

Asst. Superintendent/Director for Dept.: _____

Typed Name

Signature

Delivery Date: _____ Delivered By: _____

Received By: _____

For Business Office Use Only

Assistant Superintendent Business Services _____

Signature

Revenue Code: 01-0010-0-7299-00-0000-0000-130-512-0000-00

Review Comments: _____

Board Agenda Date: _____