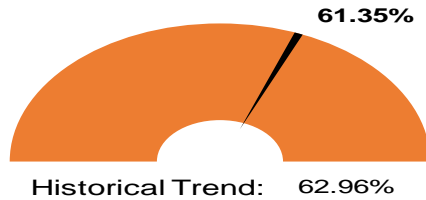


Expense Summary

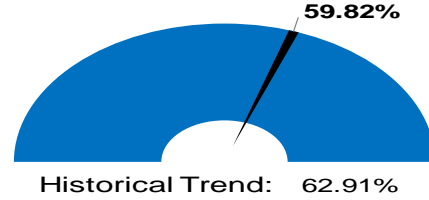
For the Period Ending February 28, 2026

Educational | Operations and Maintenance | Transportation | IMRF/SS | Working Cash | Tort

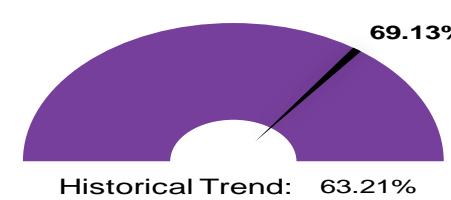
Total Expenses (YTD)



Salaries & Benefits (YTD)



All Other Objects (YTD)



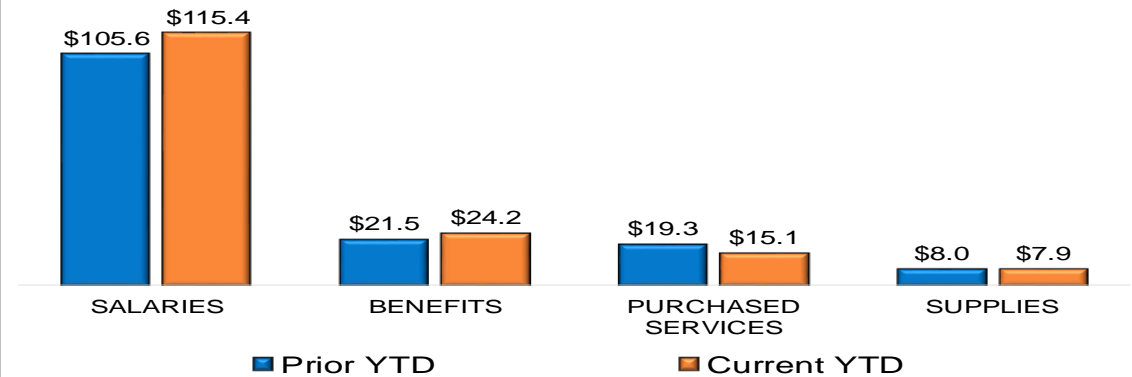
Top 10 Expenses YTD

Regular Programs	\$52,659,475
Support Services - Business	\$32,913,591
Special Education/Remedial Programs	\$24,637,864
Support Services - Pupils	\$17,136,947
Support Services - School Administration	\$10,872,892
Support Services - Instructional Staff	\$6,842,021
Bilingual Programs	\$5,590,643
Support Services - Central	\$4,849,287
Truant Alternative & Optional Programs	\$4,512,836
Support Services - General Administration	\$3,914,676

Percent of Total Expenses Year-to-Date

95.69%

Expenditures by Object (Millions)



Expenses by Major Fund (Millions)



YTD Expenses by Object

