

LCFF Budget Overview for Parents

Local Educational Agency (LEA) Name: Sierra Unified School District

CDS Code: 1075275

School Year: 2025-26

LEA contact information:

Dr. Lori Grace

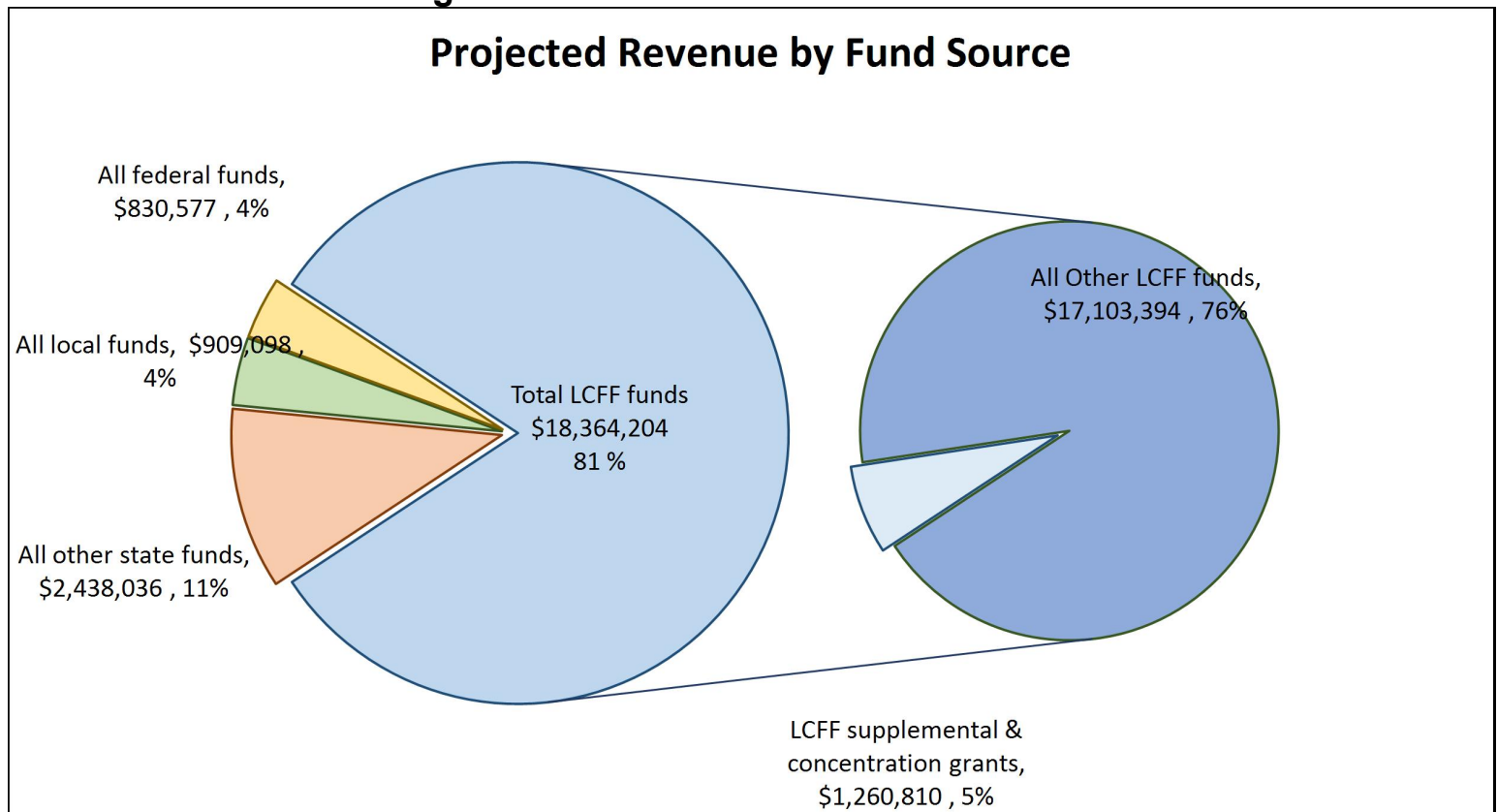
Superintendent

lgrace@sierrausd.org

(559) 855-3662

School districts receive funding from different sources: state funds under the Local Control Funding Formula (LCFF), other state funds, local funds, and federal funds. LCFF funds include a base level of funding for all LEAs and extra funding - called "supplemental and concentration" grants - to LEAs based on the enrollment of high needs students (foster youth, English learners, and low-income students).

Budget Overview for the 2025-26 School Year

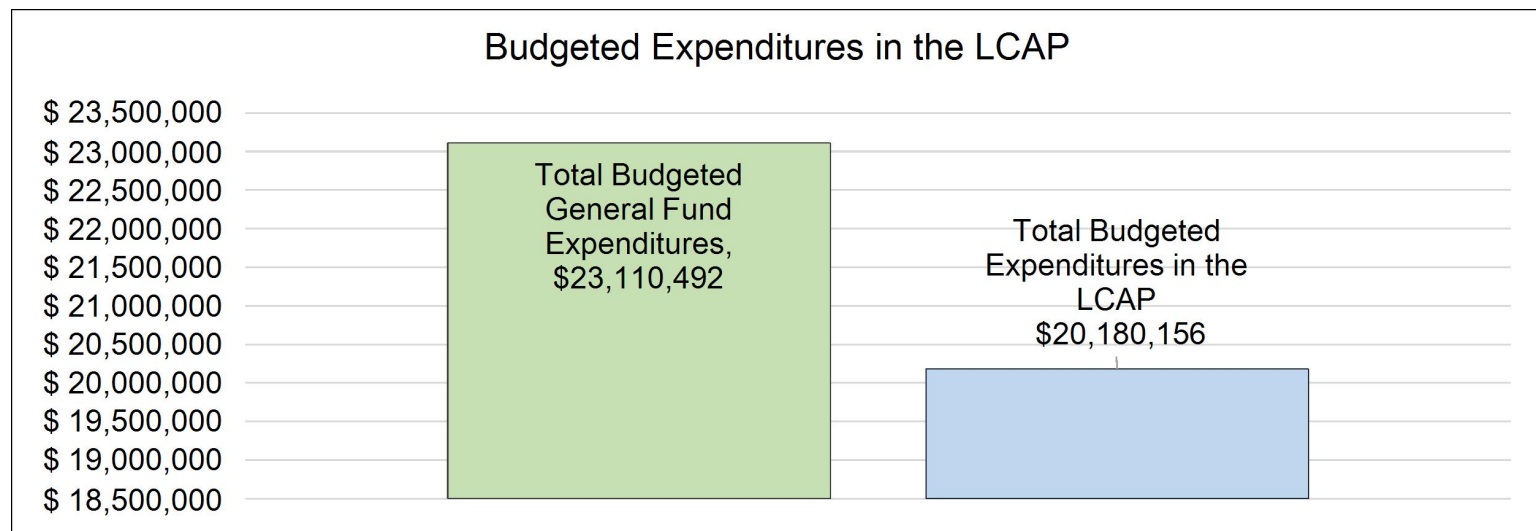


This chart shows the total general purpose revenue Sierra Unified School District expects to receive in the coming year from all sources.

The text description for the above chart is as follows: The total revenue projected for Sierra Unified School District is \$22,541,915, of which \$18,364,204 is Local Control Funding Formula (LCFF), \$2,438,036 is other state funds, \$909,098 is local funds, and \$830,577 is federal funds. Of the \$18,364,204 in LCFF Funds, \$1,260,810 is generated based on the enrollment of high needs students (foster youth, English learner, and low-income students).

LCFF Budget Overview for Parents

The LCFF gives school districts more flexibility in deciding how to use state funds. In exchange, school districts must work with parents, educators, students, and the community to develop a Local Control and Accountability Plan (LCAP) that shows how they will use these funds to serve students.



This chart provides a quick summary of how much Sierra Unified School District plans to spend for 2025-26. It shows how much of the total is tied to planned actions and services in the LCAP.

The text description of the above chart is as follows: Sierra Unified School District plans to spend \$23,110,492 for the 2025-26 school year. Of that amount, \$20,180,156 is tied to actions/services in the LCAP and \$2,930,336 is not included in the LCAP. The budgeted expenditures that are not included in the LCAP will be used for the following:

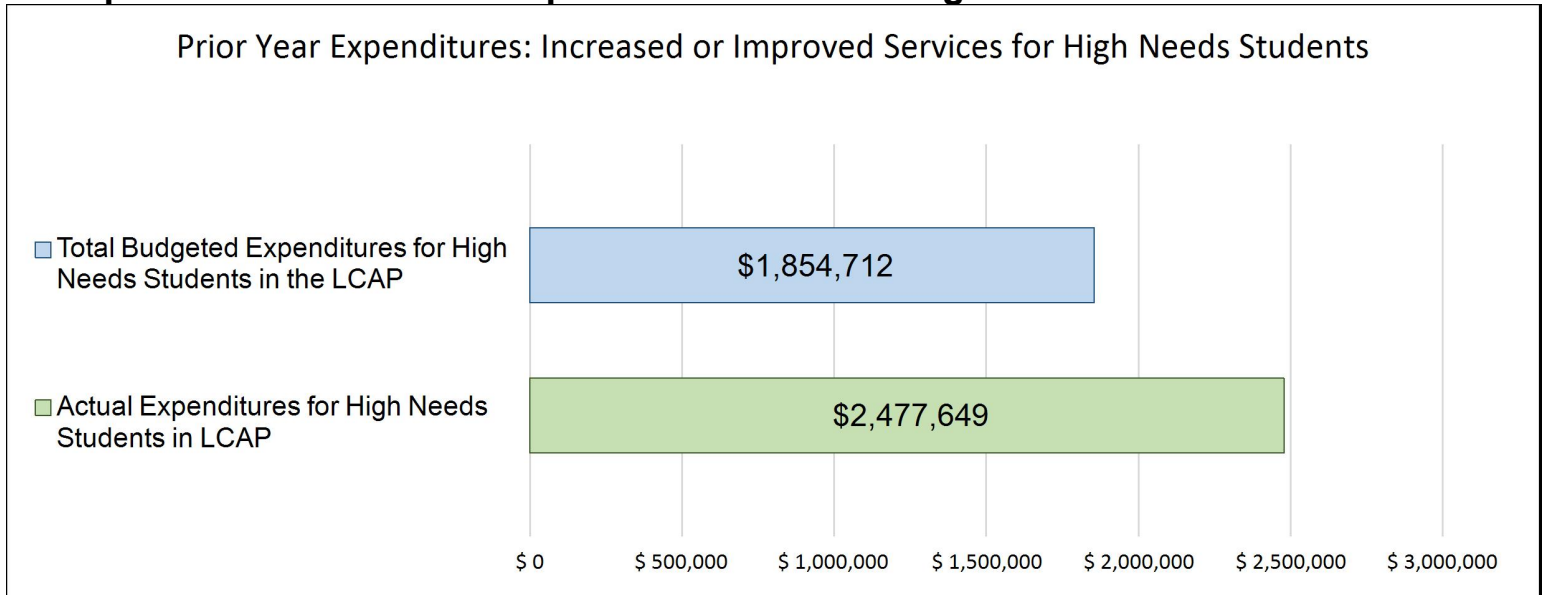
Federal funds: Title I, Title II, Title III, Title IV, Title VI, Mental Health, Special Education, VEA Perkins. State funds: Special Education, Ag Incentive, American Indian Early Education Centers (AIECE), Pre-K Planning, STRS on Behalf. Local funds: Retirement benefits, Retirement Incentives, Transfer to Capital Reserve fund.

Increased or Improved Services for High Needs Students in the LCAP for the 2025-26 School Year

In 2025-26, Sierra Unified School District is projecting it will receive \$1,260,810 based on the enrollment of foster youth, English learner, and low-income students. Sierra Unified School District must describe how it intends to increase or improve services for high needs students in the LCAP. Sierra Unified School District plans to spend \$1,896,776 towards meeting this requirement, as described in the LCAP.

LCFF Budget Overview for Parents

Update on Increased or Improved Services for High Needs Students in 2024-25



This chart compares what Sierra Unified School District budgeted last year in the LCAP for actions and services that contribute to increasing or improving services for high needs students with what Sierra Unified School District estimates it has spent on actions and services that contribute to increasing or improving services for high needs students in the current year.

The text description of the above chart is as follows: In 2024-25, Sierra Unified School District's LCAP budgeted \$1,854,712 for planned actions to increase or improve services for high needs students. Sierra Unified School District actually spent \$2,477,649 for actions to increase or improve services for high needs students in 2024-25.

The difference between the budgeted and actual expenditures of \$622,937 had the following impact on Sierra Unified School District's ability to increase or improve services for high needs students:

We spent much more than was budgeted, so there was no negative impact for higher need students. Development of teacher capacity increased student supports.