



# Mid-Year LCAP Update

Report to Board, February 11, 2026




# Local Control Accountability Plan

**The LCAP is a:**

- **Required state plan**
- **Focused on 8 state priorities**
- **Special consideration to students with high needs**

**Second year of a three-year cycle**

**Mid-year update is an annual requirement, which requires sharing available metrics, action, and budget information from the current LCAP**



At this point in the year, metrics, actions, and expenditures are either in progress or completed



In Progress



Completed

*The Del Mar Union School District's Governing Board of Trustees approved the 2025–26 District LCAP and adopted the budget on June 18, 2025. The District is also required to present a First Interim Report that reflects the 2025–2026 revised budget, which was approved on December 10, 2025.*

	<b>2025-2026 Adopted Budget</b>	<b>2025-2026 First Interim Budget</b>
LCFF Revenue Sources	\$68,910,922	\$69,347,264
Federal Revenues	\$964,705	\$1,093,441
Other State Revenues	\$6,697,115	\$8,322,885
Other Local Revenues	\$4,584,915	\$4,851,029
<b>Total</b>	<b>\$81,157,657</b>	<b>\$83,614,619</b>

## **Goal I:**

**Cultivate a dynamic learning environment where students actively engage in personalized, inquiry based learning experiences supported by research-based instructional practices, nurturing critical thinking, creativity, collaboration, and communication, ultimately leading to academic success and the effective application of knowledge in real-world contexts**

Priority 1: Basic (Conditions of Learning)

Priority 2: State Standards (Conditions of Learning)

Priority 4: Pupil Achievement (Pupil Outcomes)

Priority 7: Course Access (Conditions of Learning)

Priority 8: Other Pupil Outcomes (Pupil Outcomes)

# Goal I Metrics California School Dashboard

## LEARN MORE English Language Arts

All Students State



Blue

81.6 points above standard

Increased 4.5 Points ⓘ

## LEARN MORE Mathematics

All Students State



Blue

77.7 points above standard

Maintained 0.5 Points

## Science

All Students State



Blue

74.4 science points

Maintained 1.6 Points

## Goal I Metrics

Metric	Outcome as of January 30, 2025
Instructional Materials	100% Sufficiency
FIT Inspections	All schools rated in good repair
Broad Course of Study	All students have access
Credential Authorization	99.44% clear credential authorization
Students progress on the 2024–2025 Summative ELPAC	63% – High Performance Level
Reclassification of ELs	13% As of February 6
iReady Midyear Assessment On or above grade level (Preliminary)	Reading (3–6): 83% Math (K–6): 75%
Implementation of State Standards	In Process

## **Goal One Actions**

### **Differentiated Professional Learning**

Creating Cultures of Thinking	<ul style="list-style-type: none"><li>➤ Seminar and Learning Labs</li><li>➤ CoT Fellows</li><li>➤ CoT Summit</li></ul>
Cognitively Guided Instruction	<ul style="list-style-type: none"><li>➤ Grade Level Cohorts and Day</li><li>➤ Math Apprentices &amp; Site Math Leads</li></ul>
Essential Elements of Instruction	<ul style="list-style-type: none"><li>➤ Teachers and Administrators</li></ul>
English Language Arts	<ul style="list-style-type: none"><li>➤ K-2: mCLASS DIBELS Assessment</li><li>➤ 3-6: Morphology and Vocabulary to support reading comprehension</li></ul>
Ethical Use of Artificial Intelligence	<ul style="list-style-type: none"><li>➤ Tech Expert Group</li></ul>



## **Goal One Actions**

### **Student Support**

#### **Student Learning**

- Low Class Size
- Tier 2 Academic Support: Reading & Math
- Co-Teaching Model
- Leap Ahead Intervention Program
- Imagine Language and Literacy for all English Learners

## **Goal One Actions**

### **Student Support, Continued**

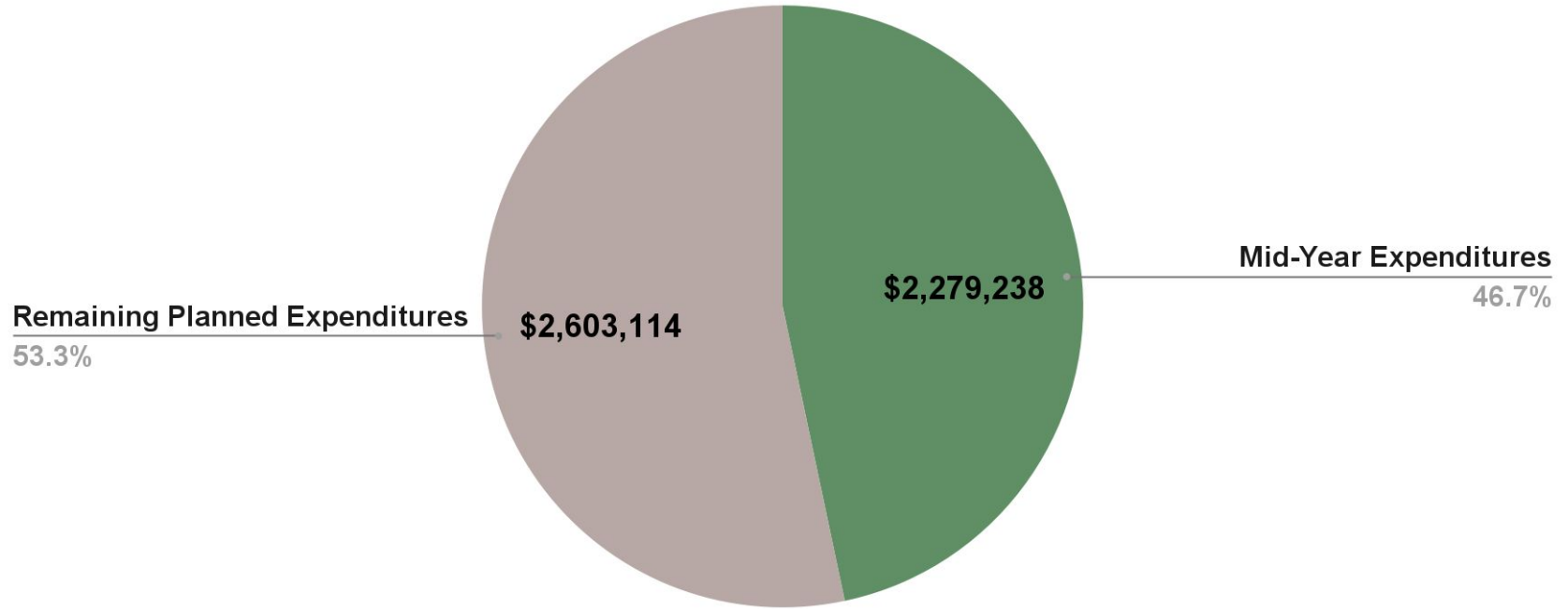
#### **Student Monitoring**

- MTSS Structures with focus on Safety Net process
- mCLASS DIBELS, K-2 Reading
- iReady 3-6 reading and K-6 Math
- Math Focus Assessments

#### **Curriculum**

- Mathematics Adoption in process
- Implementation of History Social-Science

# Goal I Budget Update





## **Goal 2**

**Students will demonstrate compassion and empathy by engaging with a sense of purpose in a collaborative school community that embraces diversity and promotes meaningful relationships.**

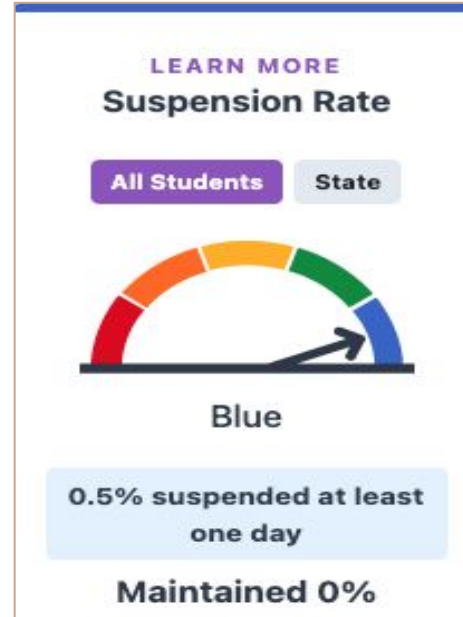
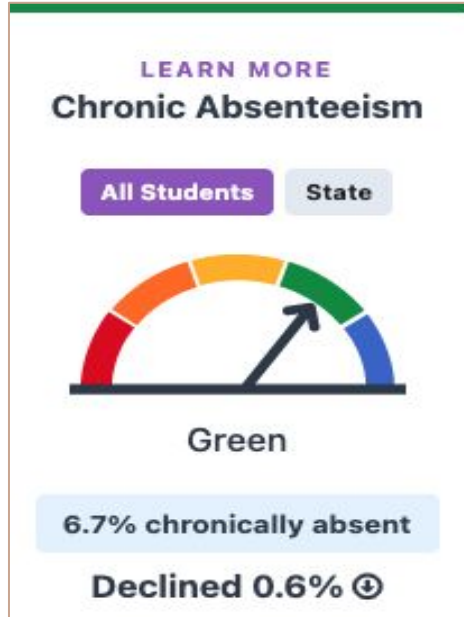
Priority 5: Pupil Engagement (Engagement)

Priority 6: School Climate (Engagement)



# Goal 2 Metrics

## California School Dashboard



## Goal 2 Metrics

Metric	Outcome
Chronic Absenteeism Rate	4.35% as of February 5
Attendance Rate	96.44% as of February 5
Suspension Rate	.29% as of February 5
Expulsion Rate	0%
Social Emotional Learning Assessment Beginning of the year baseline	95% at or above the national average
Educational Partner input LCAP Development	In Process

## Goal Two Actions

### Social Emotional Learning

- Counselors assigned to all schools
- Mental Health Therapist
- TOSA to support teachers with strategies for positive student behavior
- Second Step Curriculum
- No Place for Hate
- Belonging Week

### Student Choice and Agency

- Lesson design and planning
- Student Leadership
- Lunch time choices
- Flexible use of learning spaces

## Goal Two Actions, Continued

### Parent Education

- Special Education Site Liaisons
- Counselor led session – raising confident children
- Love and Logic Series
- Adult English as a Second Language
- Upcoming:
  - Executive Functioning
  - Cyber Safety Cop

### Chronic Absenteeism

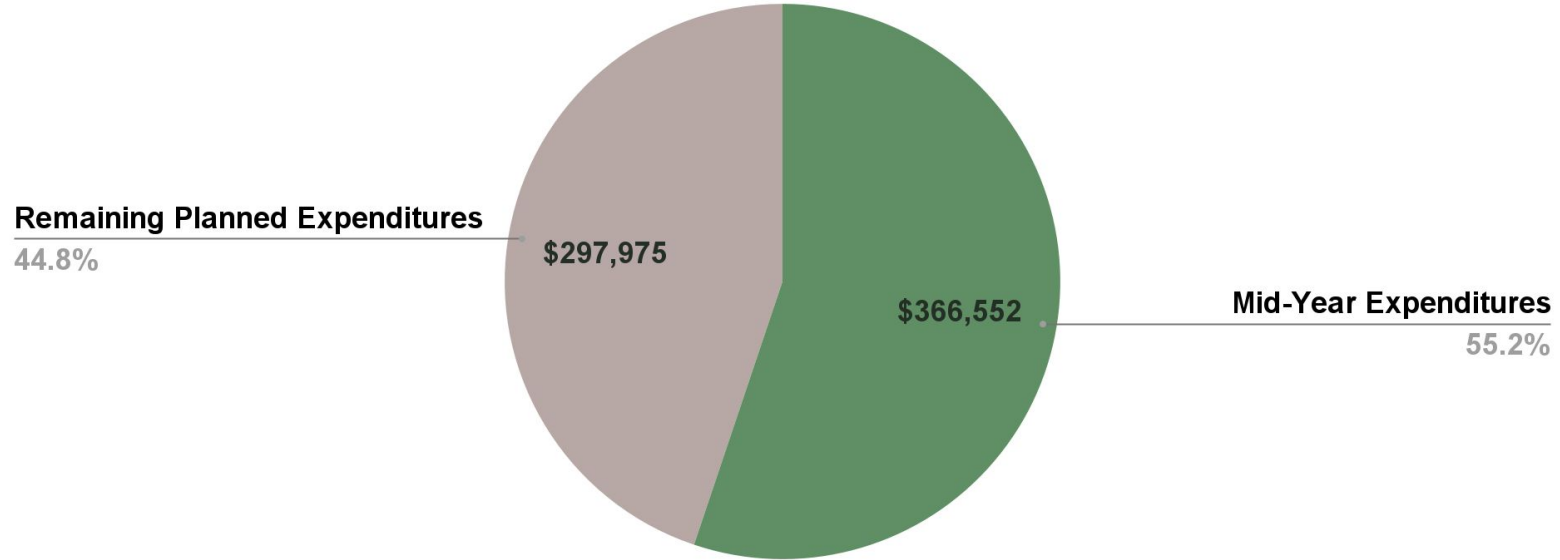
- Regular monitoring and communication

### Digital Citizenship

- Series of lessons updated to include
  - New lessons
  - Connections to Second Step and AI



# Goal 2 Budget Update



The background features several abstract elements: a large grey organic shape in the top-left corner, a circular pattern of hexagons with internal star-like lines in the top-right, a solid brown circle partially visible on the right edge, a solid brown horizontal bar at the bottom, and a grey oval in the bottom-left.

**Thank You!**